





# Supplementary Protectors High-Current Product Range

5SY4 70 mm mounting depth

## Features

All the new 5SP4 designs have been approved acc. to UL 1077 and CSA 22.2 No. 235-M 89 and can therefore be used as "supplementary protectors" for applications of up to 277 V AC (1-pole designs) and 480 V AC (2-pole, 3-pole, and 4-pole designs).

## Selection and ordering data

	$I_n$	MW	Characteristic B		Characteristic C		Characteristic D		Weight 1 item kg	Pack. unit Items
			Order No.	Price 1 item	Order No.	Price 1 item	Order No.	Price 1 item		
	A	1.5	1-pole		5SP4 180-6 5SP4 191-6 5SP4 192-6	5SP4 180-7 5SP4 191-7 5SP4 192-7	5SP4 180-8 5SP4 191-8 -	0.260	6	
			*1	2						
			80	100						125
	A	3	2-pole		5SP4 280-6 5SP4 291-6 5SP4 292-6	5SP4 280-7 5SP4 291-7 5SP4 292-7	5SP4 280-8 5SP4 291-8 -	0.510	3	
			*1 *3	2 4						
			80	100						125
	A	4.5	3-pole		5SP4 380-6 5SP4 391-6 5SP4 392-6	5SP4 380-7 5SP4 391-7 5SP4 392-7	5SP4 380-8 5SP4 391-8 -	0.760	2	
			*1 *3 *5	2 4 6						
			80	100						125
	A	6	4-pole		5SP4 480-6 5SP4 491-6 5SP4 492-6	5SP4 480-7 5SP4 491-7 5SP4 492-7	5SP4 480-8 5SP4 491-8 -	1.000	1	
			*1 *3 *5 *7	2 4 6 8						
			80	100						125

1 MW = modular width of 27 mm  
Depth 70 mm = device mounting  
depth of 70 mm