

Current measuring module, Set current 20...200 A overall width 120 mm, straight-through transformer



Product brand name	SIRIUS
Product designation	Current measuring module
General technical data	
Product function	
• Current measurement	Yes
• voltage measurement	No
• active power measurement	No
• Power measurement	No
• frequency measurement	No
Product component	
• input for thermistor connection	No
Insulation voltage	
• with degree of pollution 3 rated value	690 V
• for wires of main circuit acc. to IEC 60947-1 rated value	8 kV
Surge voltage resistance rated value	8 000 V
Protection class IP	IP20
Shock resistance	
• acc. to IEC 60068-2-27	15g / 11 ms

Vibration resistance	1-6 Hz / 15 mm; 6-500 Hz / 2 g
Reference code acc. to DIN EN 81346-2	F
Explosion device group and category according to ATEX directive 2014/34/EU	II (2) G, II (2) D, I (M2)

Electromagnetic compatibility

EMC emitted interference	
<ul style="list-style-type: none"> • acc. to IEC 60947-1 	class A
EMI immunity acc. to IEC 60947-1	corresponds to degree of severity 3
Conducted interference	
<ul style="list-style-type: none"> • due to burst acc. to IEC 61000-4-4 	2 kV
<ul style="list-style-type: none"> • due to conductor-earth surge acc. to IEC 61000-4-5 	2 kV
<ul style="list-style-type: none"> • due to conductor-conductor surge acc. to IEC 61000-4-5 	1 kV
Field-bound parasitic coupling acc. to IEC 61000-4-3	10 V/m

Inputs/ Outputs

Number of outputs as contact-affected switching element	0
--	---

Protective and monitoring functions

Product function	
<ul style="list-style-type: none"> • power factor monitoring 	No
<ul style="list-style-type: none"> • ground-fault monitoring 	No
<ul style="list-style-type: none"> • voltage detection 	No
Product function	
<ul style="list-style-type: none"> • Current detection 	Yes
<ul style="list-style-type: none"> • Overload protection 	Yes

Installation/ mounting/ dimensions

Mounting position	any
Mounting type	screw and snap-on mounting
Height	95 mm
Width	120 mm
Depth	145 mm
Required spacing	
<ul style="list-style-type: none"> • top 	30 mm
<ul style="list-style-type: none"> • bottom 	30 mm
<ul style="list-style-type: none"> • left 	0 mm
<ul style="list-style-type: none"> • right 	0 mm
Diameter of feed through opening	25 mm
Diameter of feed through opening for current measurement	25 mm

Connections/Terminals

Type of electrical connection	
<ul style="list-style-type: none"> • for main current circuit 	straight-through transformers
Ambient conditions	
Installation altitude at height above sea level	
<ul style="list-style-type: none"> • 1 maximum 	2 000 m
<ul style="list-style-type: none"> • 2 maximum 	3 000 m; No protective separation at 50 °C
<ul style="list-style-type: none"> • 3 maximum 	4 000 m; No protective separation at 40 °C
Environmental category	
<ul style="list-style-type: none"> • during operation acc. to IEC 60721 	3K6 (no formation of ice, no condensation, relative humidity 10 ... 95%), 3C3 (no salt mist), 3S2 (sand must not get into the devices), 3M6
<ul style="list-style-type: none"> • during storage acc. to IEC 60721 	1K6 (no condensation, relative humidity 10 ... 95%), 1C2 (no salt mist), 1S2 (sand must not get into the devices), 1M4
<ul style="list-style-type: none"> • during transport acc. to IEC 60721 	2K2, 2C1, 2S1, 2M2
Relative humidity	
<ul style="list-style-type: none"> • during operation 	5 ... 95 %
Short-circuit protection	
Product function Short circuit protection	No
Safety related data	
Safety Integrity Level (SIL) acc. to IEC 61508	1
Main circuit	
Number of poles for main current circuit	3
Adjustable pick-up value current of the current-dependent overload release	20 ... 200 A
Operating voltage	
<ul style="list-style-type: none"> • at AC <ul style="list-style-type: none"> — at 50 Hz rated value — at 60 Hz rated value 	110 ... 690 V 110 ... 690 V
Operating frequency rated value	50 ... 60 Hz
Control circuit/ Control	
Type of voltage	AC
Certificates/approvals	

General Product Approval	EMC	For use in hazardous locations
--------------------------	-----	--------------------------------



For use in hazardous locations	Declaration of Conformity	Test Certificates	Marine / Shipping
--------------------------------	---------------------------	-------------------	-------------------

[Explosion Protection Certificate](#)



[Miscellaneous](#)

[Special Test Certificate](#)

[Type Test Certificates/Test Report](#)



Marine / Shipping	other
-------------------	-------



[Confirmation](#)

[PROFINET-Certification](#)



Profibus

other

[PROFI safe-Certification](#)

Further information

Information- and Downloadcenter (Catalogs, Brochures,...)

<http://www.siemens.com/industrial-controls/catalogs>

Industry Mall (Online ordering system)

<https://mall.industry.siemens.com/mall/en/en/Catalog/product?mlfb=3UF7103-1AA00-0>

Cax online generator

<http://support.automation.siemens.com/WW/CAXorder/default.aspx?lang=en&mlfb=3UF7103-1AA00-0>

Service&Support (Manuals, Certificates, Characteristics, FAQs,...)

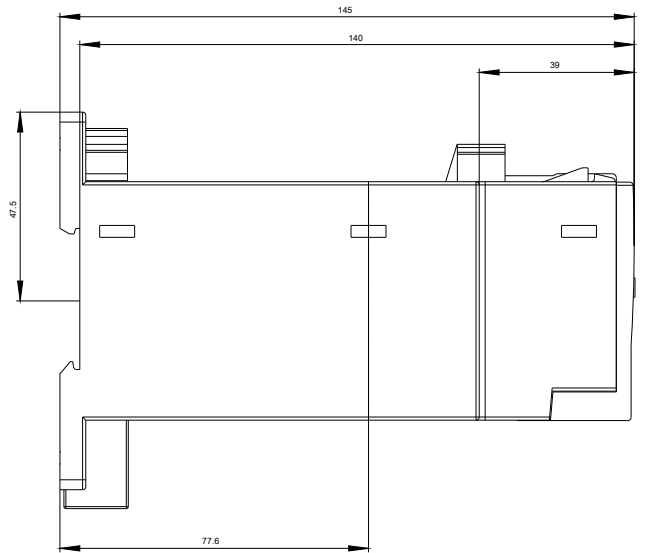
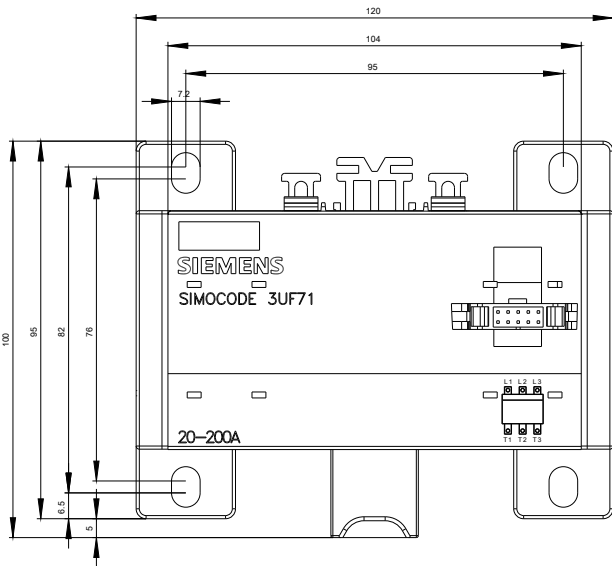
<https://support.industry.siemens.com/cs/ww/en/ps/3UF7103-1AA00-0>

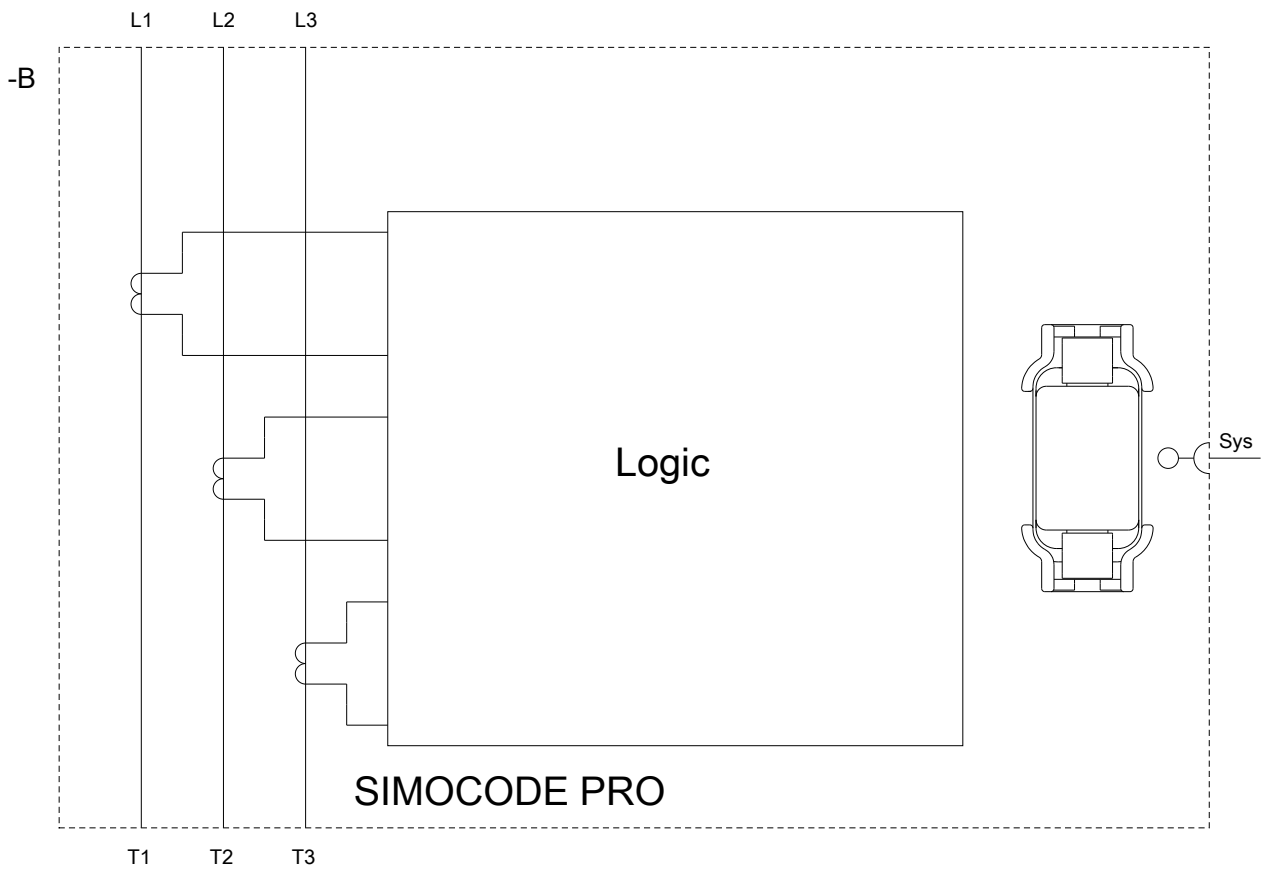
Image database (product images, 2D dimension drawings, 3D models, device circuit diagrams, EPLAN macros, ...)

http://www.automation.siemens.com/bilddb/cax_de.aspx?mlfb=3UF7103-1AA00-0&lang=en

Test report No. A0258, protective separation

<https://support.industry.siemens.com/cs/ww/en/view/109748152>





last modified:

06/03/2019