



SpaceMaker™ Series Electronic Wire and Cable

Connect machines and devices in space constrained, harsh industrial settings with multi-use cables tailor-made for machine builders' and device manufacturers' needs.




Be certain.
Belden.

Table of Contents

DESCRIPTION	VOLTAGE	SHIELDING	TYPE	FLEX CYCLES	PAGE
Single Conductor (Hook-Up Wire)	600V	Unshielded	AWM 11028	1M	4
Multi-Conductor	300V	Unshielded	AWM 2937/10118	1M	5
Multi-Conductor	300V	Overall Shield	AWM 2937/10118	1M	6
Multi-Paired	300V	Individually Shielded Only	AWM 2937/10118	1M	7
Multi-Paired	300V	Individually Shielded & Overall Shield	AWM 2937/10118	1M	8

The toughness of Belden’s existing electronic cables with a compact, flexible design.



Route cables with ease – even in hard-to-reach spaces – with the Belden SpaceMaker portfolio

Reduced Size with Increased Flexibility


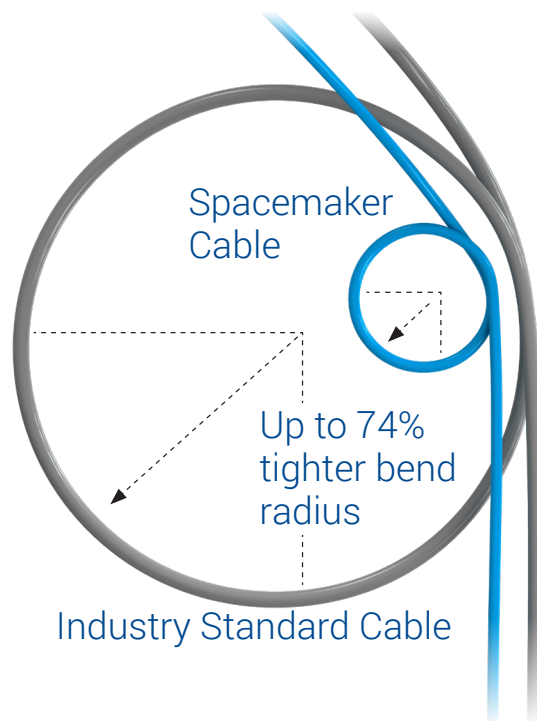
From single conductor to multi-conductor/multi-paired products, space is no longer an issue. SpaceMaker's compact design offers up to a 52% smaller overall diameter (OD), up to a 74% tighter bend radius (compared to industry standard) and greater flexibility. Made for today's machines, SpaceMaker products connect more devices in less space to meet the market's ever-changing demands.

Optimized Performance with Less Installation Frustration

You can easily thread these narrow, flexible cables in tight environments, worry free. Don't let the small size fool you – SpaceMaker cables provide exceptional strength and durability, even when your installation is exposed to the daily rigors of harsh, industrial operating conditions.

Plus, all SpaceMaker cables are backed by Belden's industry-leading 10-year warranty.

Multi-Conductor & Multi-Paired Cable



SpaceMaker Cable

Industry Standard Cable

See the Difference

(to scale for 15 conductor design)



600V Hook-Up Wire

SpaceMaker hook-up wire outperforms standard PVC wire by providing superior dielectric strength. These products offer weight savings of up to 40%, 10x better abrasion and pinch resistance and 45% smaller OD. SpaceMaker hook-up wire is perfect for meeting the needs of component and OEM manufacturers across a broad range of markets.

Cable Specifications

Materials

Stranded Tinned Copper Conductors
Zero Halogen Polyphenylene Oxide (PPO)
Insulation

Colors

Brown	Green	Black
Red	Violet	Blue
Orange	Gray	Green/Yellow
Yellow	White	

Voltage Rating

600V UL AWM Style 11028

Temperature Range

-40°C to +105°C

Approvals

UL AWM Style 11028
VW-1 UL 1581
RoHS Compliant
REACH Compliant
CE Compliant
CA Prop 65 Compliant

Part No.	AWG (Stranding)	Insulation Thickness		Nominal OD	
		inch	mm	inch	mm
600V, 105°C					
39128	28 (7x36)	0.012	0.30	0.039	0.99
39126	26 (7x34)	0.012	0.30	0.043	1.09
39124	24 (7x32)	0.012	0.30	0.048	1.22
39122	22 (7x30)	0.012	0.30	0.053	1.35
39120	20 (10x30)	0.012	0.30	0.061	1.55
39118	18 (16x30)	0.012	0.30	0.069	1.75
39116	16 (26x30)	0.012	0.30	0.083	2.11
39114	14 (41x30)	0.012	0.30	0.097	2.46
39112	12 (65x30)	0.012	0.30	0.111	2.82
39110	10 (105x30)	0.012	0.30	0.134	3.40

When You Need a Small-But-Mighty Solution

Enhance your system design and operating efficiency by reducing maintenance cost and protecting against downtime. SpaceMaker electronic cables provide:

1. Up to a 52% reduced cable area
2. Up to a 74% tighter bend radius
3. The flex life to endure 1 million flex cycles
4. Suitable for use in NFPA 79 applications.

Thanks to the space savings provided by the compact design of this product, you have the freedom to either eliminate excess space or to run more cables through the existing space in your application designs.

Did You Know?



Aside from space savings, SpaceMaker hook-up wire also features ecological benefits. These recyclable products offer a non-pollutant/non-toxic construction, supporting responsible corporate environmental efforts.

300V Multi-Conductor Cables

Unshielded

Part No.	Conductors	Nominal OD		Min. Bend Radius	
		Inch	mm	Inch	mm
14 AWG (104X34)					
8473MN	2	0.222	5.64	0.888	22.56
9162MN	3	0.237	6.02	0.948	24.08
9163MN	5	0.289	7.34	1.156	29.36
9164MN	7	0.317	8.05	1.268	32.21
9419MN	9	0.376	9.55	1.504	38.20
9426MN	12	0.456	11.58	1.824	46.33
9428MN	15	0.509	12.93	2.036	51.71
16 AWG (65X34)					
8471MN	2	0.180	4.57	0.720	18.29
8843MN	3	0.191	4.85	0.764	19.41
8845MN	5	0.232	5.89	0.928	23.57
8846MN	7	0.254	6.45	1.016	25.81
8847MN	9	0.300	7.62	1.200	30.48
8848MN	12	0.339	8.61	1.356	34.44
8849MN	15	0.380	9.65	1.520	38.61
18 AWG (41x34)					
9740MN	2	0.166	4.22	0.664	16.87
8463MN	3	0.176	4.47	0.704	17.88
8465MN	5	0.213	5.41	0.852	21.64
8467MN	7	0.233	5.92	0.932	23.67
8469MN	9	0.275	6.99	1.100	27.94
8466MN	12	0.310	7.87	1.240	31.50
8468MN	15	0.347	8.81	1.388	35.26
20 AWG (26x34)					
8205MN	2	0.146	3.71	0.584	14.83
9443MN	3	0.155	3.94	0.620	15.75
9445MN	5	0.186	4.72	0.744	18.90
9439MN	7	0.203	5.16	0.812	20.62
9455MN	9	0.238	6.05	0.952	24.18
9457MN	12	0.269	6.83	1.076	27.33
9458MN	15	0.300	7.62	1.200	30.48
22 AWG (19x34)					
8442MN	2	0.132	3.35	0.528	13.41
8443MN	3	0.140	3.56	0.560	14.22
8445MN	5	0.167	4.24	0.668	16.97
9430MN	7	0.182	4.62	0.728	18.49
9423MN	9	0.213	5.41	0.852	21.64
8457MN	12	0.240	6.10	0.960	24.38
8458MN	15	0.267	6.78	1.068	27.13
24 AWG (10X34)					
8633MN	2	0.118	3.00	0.472	11.99
8634MN	3	0.125	3.18	0.500	12.70
8635MN	5	0.148	3.76	0.592	15.04
8636MN	7	0.161	4.09	0.644	16.36
8637MN	9	0.188	4.78	0.752	19.10
8638MN	12	0.210	5.33	0.840	21.34
8639MN	15	0.234	5.94	0.936	23.77



Cable Specifications

Materials

Stranded Tinned Copper Conductors
 Polypropylene (PP) Insulation
 Unshielded
 Industrial-grade PVC Jacket

Colors

Intrinsically Safe Blue
 Yellow
 Gray

Temperature Range

-20°C to +80°C

Voltage Rating

300V

Insulation Thickness

0.010 inch (0.254 mm)

Min. Bend Radius

4 x OD Stationary
 10x OD Flexing

Flex Cycle Rating

1 Million Flexes

Availability

100 Ft (30.48 m)
 1000 Ft (304.8 m)

Approvals

UL AWM Style 2937 (300 V 80C)
 CSA FT2
 Insulated Conductors are:
 UL AWM Style 10118 (300 V 80C)





300V Multi-Conductor Cables

Overall Foil Shield

Cable Specifications

Materials

Stranded Tinned Copper Conductors
 Polypropylene (PP) Insulation
 Overall Beldfoil® Shield (100% Coverage)
 Industrial-grade PVC Jacket
 Drain Wire

Colors

Intrinsically Safe Blue
 Yellow
 Gray

Temperature Range

-20°C to +80°C

Voltage Rating

300V

Insulation Thickness

0.010 inch (0.254 mm)

Min. Bend Radius

4 x OD Stationary
 10x OD Flexing

Flex Cycle Rating

1 Million Flexes

Availability

100 Ft (30.48 m)
 1000 Ft (304.8 m)

Approvals

UL AWM Style 2937 (300 V 80C)
 CSA FT2
 Insulated Conductors are:
 UL AWM Style 10118 (300 V 80C)


Part No.	Conductors	Nominal OD		Min. Bend Radius	
		Inch	mm	Inch	mm
14 AWG (104X34)					
8720MN	1 Pair	0.193	4.90	0.772	19.61
9446MN	3	0.241	6.12	0.964	24.49
9459MN	5	0.293	7.44	1.172	29.77
9473MN	7	0.321	8.15	1.284	32.61
9573MN	9	0.380	9.65	1.520	38.61
9627MN	12	0.460	11.68	1.840	46.74
9724MN	15	0.513	13.03	2.052	52.12
16 AWG (65X34)					
8719MN	1 Pair	0.183	4.65	0.732	18.59
8618MN	3	0.196	4.98	0.784	19.91
8625MN	5	0.236	5.99	0.944	23.98
8626MN	7	0.258	6.55	1.032	26.21
8630MN	9	0.304	7.72	1.216	30.89
8631MN	12	0.343	8.71	1.372	34.85
8632MN	15	0.414	10.52	1.656	42.06
18 AWG (41x34)					
8760MN	1 pair	0.169	4.29	0.676	17.17
8770MN	3	0.181	4.60	0.724	18.39
8870MN	5	0.217	5.51	0.868	22.05
8871MN	7	0.237	6.02	0.948	24.08
8872MN	9	0.279	7.09	1.116	28.35
8873MN	12	0.314	7.98	1.256	31.90
8874MN	15	0.351	8.92	1.404	35.66
20 AWG (26x34)					
8762MN	1 pair	0.149	3.78	0.596	15.14
8772MN	3	0.159	4.04	0.636	16.15
8876MN	5	0.190	4.83	0.760	19.30
8877MN	7	0.207	5.26	0.828	21.03
8878MN	9	0.243	6.17	0.972	24.69
8880MN	12	0.273	6.93	1.092	27.74
8881MN	15	0.304	7.72	1.216	30.89
22 AWG (19x34)					
8761MN	1 pair	0.135	3.43	0.540	13.72
8771MN	3	0.144	3.66	0.576	14.63
8882MN	5	0.171	4.34	0.684	17.37
8883MN	7	0.186	4.72	0.744	18.90
8884MN	9	0.217	5.51	0.868	22.05
8885MN	12	0.244	6.20	0.976	24.79
8886MN	15	0.271	6.88	1.084	27.53
24 AWG (10X34)					
8641MN	1 Pair	0.121	3.07	0.484	12.29
8644MN	3	0.129	3.28	0.516	13.11
8645MN	5	0.152	3.86	0.608	15.44
8646MN	7	0.165	4.19	0.660	16.76
8647MN	9	0.192	4.88	0.768	19.51
8648MN	12	0.215	5.46	0.860	21.84
8693MN	15	0.238	6.05	0.952	24.18



300V Multi-Paired Cables

Individually Shielded Only

Part No.	Pairs	Nominal OD		Min. Bend Radius	
		Inch	mm	Inch	mm
14 AWG (104X34)					
9725MN	2	0.421	10.69	1.684	42.77
9726MN	3	0.448	11.38	1.792	45.52
9756MN	4	0.494	12.55	1.976	50.19
9757MN	5	0.534	13.56	2.136	54.25
9758MN	6	0.587	14.91	2.348	59.64
16 AWG (65X34)					
9759MN	2	0.314	7.98	1.256	31.90
9760MN	3	0.335	8.51	1.340	34.04
9761MN	4	0.372	9.45	1.488	37.80
9762MN	5	0.434	11.02	1.736	44.09
9763MN	6	0.475	12.07	1.900	48.26
24 AWG (10X34)					
8694MN	2	0.199	5.05	0.796	20.22
9695MN	3	0.210	5.33	0.840	21.34
9699MN	4	0.233	5.92	0.932	23.67
9697MN	5	0.251	6.38	1.004	25.50
9698MN	6	0.275	6.99	1.100	27.94



Cable Specifications

Materials

Stranded Tinned Copper Conductors
 Polypropylene (PP) Insulation
 Individual Beldfoil® shields Only
 (100% coverage)
 Industrial-grade PVC
 Drain Wires

Colors

Intrinsically Safe Blue
 Yellow
 Gray

Temperature Range

-20°C to +80°C

Voltage Rating

300V

Insulation Thickness

0.010 inch (0.254 mm)

Min. Bend Radius

4 x OD Stationary
 10x OD Flexing

Flex Cycle Rating

1 Million Flexes


Availability

100 Ft (30.48 m)
 1000 Ft (304.8 m)

Approvals

UL AWM Style 2937 (300 V 80C)
 CSA FT2
 Insulated Conductors are:
 UL AWM Style 10118 (300 V 80C)





300V Multi-Paired Cables

Individually Shielded and Overall Shield

Part No.	Pairs	Nominal OD		Min. Bend Radius	
		Inch	mm	Inch	mm
18 AWG (41x34)					
8875MN	2	0.290	7.37	1.160	29.46
9773MN	3	0.310	7.87	1.240	31.50
9779MN	4	0.343	8.71	1.372	34.85
9780MN	5	0.372	9.45	1.488	37.80
9774MN	6	0.439	11.15	1.756	44.60
20 AWG (26x34)					
9402MN	2	0.254	6.45	1.016	25.81
9873MN	3	0.271	6.88	1.084	27.53
9882MN	4	0.299	7.59	1.196	30.38
9884MN	5	0.324	8.23	1.296	32.92
9874MN	6	0.355	9.02	1.420	36.07
22 AWG (19x34)					
8723MN	2	0.228	5.79	0.912	23.16
8777MN	3	0.243	6.17	0.972	24.69
8779MN	4	0.268	6.81	1.072	27.23
8781MN	5	0.289	7.34	1.156	29.36
8778MN	6	0.318	8.08	1.272	32.31

Cable Specifications

Materials

Stranded Tinned Copper Conductors
 Polypropylene (PP) Insulation
 Individually shielded plus and overall Beldfoil® shield (100% coverage)
 Industrial-grade PVC
 Drain Wires

Colors

Intrinsically Safe Blue
 Yellow
 Gray

Temperature Range

-20°C to +80°C

Voltage Rating

300V

Insulation Thickness

0.010 inch (0.254 mm)

Min. Bend Radius

4 x OD Stationary
 10x OD Flexing

Flex Cycle Rating

1 Million Flexes

Availability

100 Ft (30.48 m)
 1000 Ft (304.8 m)

Approvals

UL AWM Style 2937 (300 V 80C)
 CSA FT2
 Insulated Conductors are:
 UL AWM Style 10118 (300 V 80C)

About Belden

For over 110 years, Belden has propelled signal transmission technology forward as the world's leading manufacturer of rugged cable solutions. Learn more about our innovative products designed with your applications in mind at www.belden.com.



Belden, Belden Sending All The Right Signals, SpaceMaker and the Belden logo are trademarks or registered trademarks of Belden Inc. or its affiliated companies in the United States and other jurisdictions. Belden and other parties may also have trademark rights in other terms used herein.

1-800-BELDEN-1 | www.belden.com