

## Vynckier Miniature (VM Series)

### FEATURES


- The Vynckier Miniature or VM Series available in ten sizes ranging from 5"X 3"X 3" to 7"X 7" X 6".
- Opaque covers and all bases are made of impact and corrosive resistant VALOX<sup>®</sup>, RAL 7035 color.
- Transparent cover is made from polycarbonate.
- Molded internal bosses for back panel, mounting of components or DIN rail.
- IP66 rating.
- UL NEMA Type 3, 3R, 4, 4X, 12 & 13
- CSA Type 2, 3, 4 & 5
- ASTM D 648 up to 280°F heat deflection temperature.
- Non-metallic cover screws.
- Tongue & groove gasket fitting to ensure tight seal.
- Consult factory for custom molded logo on cover.

### APPLICATIONS


Designed for use as insulated electrical junction boxes, terminal-wiring boxes, instrument housings, electrical control boxes and pushbutton housings in wet, dusty and / or corrosive environments.

#### VALOX<sup>®</sup>

VALOX<sup>®</sup> is a crystalline thermoplastic-polyester. VALOX<sup>®</sup> resin offers a performance profile engineered for demanding end-use environments.





**Clear Cover & Opaque Base  
(with & w/o knockouts)**



**CUSTOM INJECTION  
MOLDED LOGO  
AVAILABLE**  
(Consult Factory)

OPAQUE COVER		CLEAR COVER		INSIDE DIMENSION			OUTSIDE DIMENSION		
w/o knockouts	w/knockouts	w/o knockouts	w/knockouts	h	w	d	H	W	D
VM533 (mm)	VM533K	VM533CT	VM533CTK	4.69 (119.02)	2.61 (66.4)	2.72 (69.06)	5.03 (127.83)	3.06 (77.83)	3.02 (76.67)
VM534 (mm)	VM534K	VM534CT	VM534CTK	4.69 (119.02)	2.72 (69.03)	3.72 (94.46)	5.03 (127.83)	3.06 (77.83)	4.02 (102.02)
VM553 (mm)	VM553K	VM553CT	VM553CTK	4.69 (119.02)	4.69 (119.02)	2.72 (69.05)	5.03 (127.83)	5.03 (127.83)	3.02 (76.67)
VM554 (mm)	VM554K	VM554CT	VM554CTK	4.69 (119.02)	4.69 (119.02)	3.72 (94.46)	5.03 (127.83)	5.03 (127.83)	4.02 (102.02)
VM753 (mm)	VM753K	VM753CT	VM753CTK	6.65 (169.02)	4.69 (119.02)	2.72 (69.06)	7.00 (177.83)	5.03 (127.83)	3.02 (76.62)
VM754 (mm)	VM754K	VM754CT	VM754CTK	6.65 (169.02)	4.69 (119.02)	3.72 (94.46)	7.00 (177.83)	5.03 (127.83)	4.02 (102.02)
VM755 (mm)	VM755K	VM755CT	VM755CTK	6.65 (169.02)	4.69 (119.02)	4.72 (119.85)	7.00 (177.83)	5.03 (127.83)	5.02 (127.42)
VM773 (mm)	VM773K	VM773CT	VM773CTK	6.65 (169.02)	6.65 (169.02)	2.72 (69.05)	7.00 (177.83)	7.00 (177.83)	3.02 (76.72)
VM775 (mm)	VM775K	VM775CT	VM775CTK	6.65 (169.02)	6.65 (169.02)	4.72 (119.85)	7.00 (177.83)	7.00 (177.83)	5.02 (127.42)
VM776 (mm)	VM776K	VM776CT	VM776CTK	6.65 (169.02)	6.65 (169.02)	5.72 (145.26)	7.00 (177.83)	7.00 (177.83)	6.02 (152.83)

\*\* Subject to production minimum



**TONGUE & GROOVE DESIGN**



Back Panel	Aluminum* Panel Size (in)	Panel Size (mm)	DIN-Rails Short Side	DIN-Rails Long Side
VMBP53A	4.21" X 2.25"	107 X 67	DRS35	DRL53
	4.21" X 2.25"	107 X 67	DRS35	DRL53
VMBP55A	4.215" X 4.21"	107 X 107	DRS55	DRL55
	4.215" X 4.21"	107 X 107	DRS55	DRL55
VMBP75A	6.18" X 4.21"	157 X 107	DRS57	DRL75
	6.18" X 4.21"	157 X 107	DRS57	DRL75
	6.18" X 4.21"	157 X 107	DRS57	DRL75
VMBP77A	6.18" X 6.18"	157 X 157	DRS77	DRL77
	6.18" X 6.18"	157 X 157	DRS77	DRL77
	6.18" X 6.18"	157 X 157	DRS77	DRL77

\* Galvanized material thickness .060"

## VM SERIES-HINGED WINDOW KITS

### Standard Windows with Spring Hinge

Part Number	Length	Overall		Height	Viewing Area	
		Width	Height		Length	Width
VM-CTFS23	2.36	3.03	0.79	1.65	1.97	
	60	77	20	42	50	
VM-CTFS43	3.78	3.03	0.79	3.07	1.97	
	96	77	20	78	50	
VM-CTFS53	5.12	3.03	0.79	4.41	1.97	
	130	77	20	112	50	
VM-CTFS73	6.42	3.03	0.79	5.71	1.97	
	163	77	20	145	50	



### Raised Cover Windows with Spring Hinge

Part Number	Length	Overall		Height	Viewing Area	
		Width	Height		Length	Width
VM-CTHS23	2.36	3.03	1.26	1.65	1.97	
	60	77	32	42	50	
VM-CTHS43	3.78	3.03	1.26	3.07	1.97	
	96	77	32	78	50	
VM-CTHS53	5.12	3.03	1.26	4.41	1.97	
	130	77	32	112	50	
VM-CTHS73	6.42	3.03	1.26	5.71	1.97	
	163	77	32	145	50	

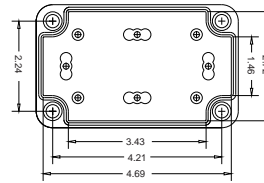
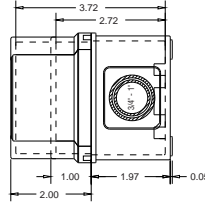
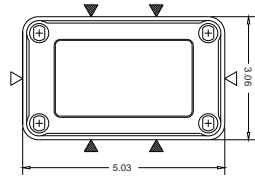


TOP VIEW

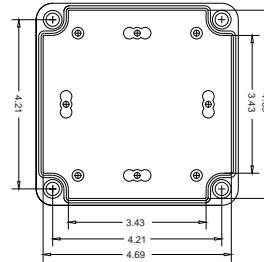
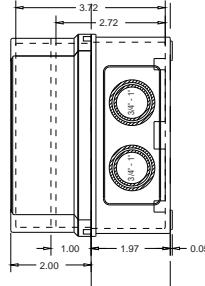
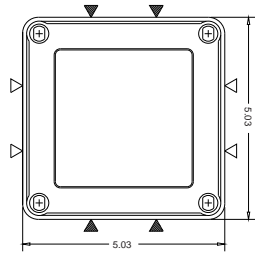
RIGHT VIEW

BASE  
Cover removed

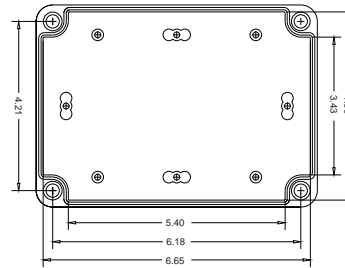
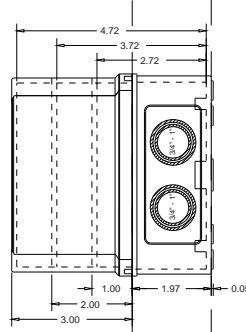
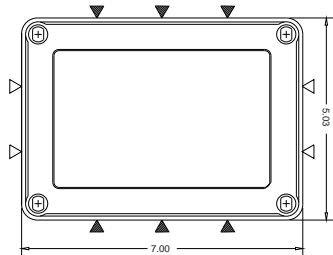
VM533  
VM534



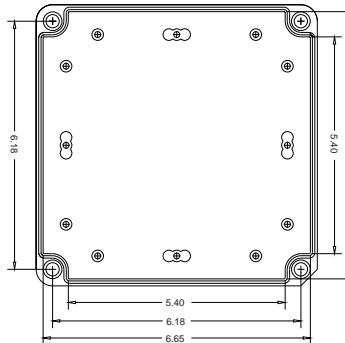
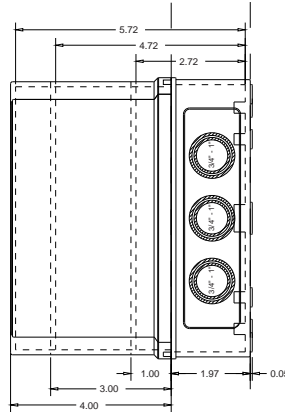
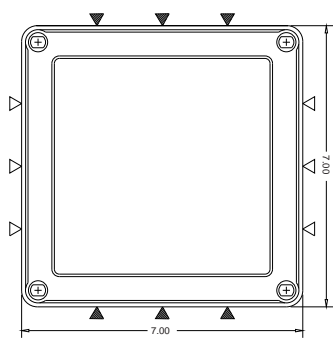
VM553  
VM554



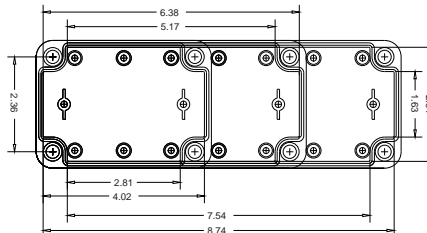
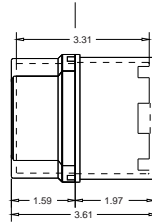
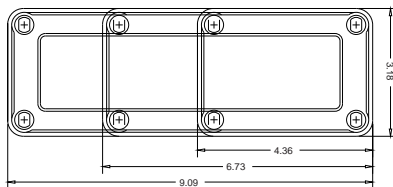
VM753  
VM754  
VM755



VM773  
VM775  
VM776



VM433  
VM733  
VM933



- ▷ PG21/PG16  $\phi$  1.14"/ $\phi$  0.90" Knockouts
- ▶ PG13.5/PG9  $\phi$  0.82"/ $\phi$  0.61" Knockouts

\*Knockout drawing upon request

**PUSHBUTTON UNITS**

**FEATURES**

- Consists of five sizes ranging from 4" x 3" x 3" to 9" x 3" x 3"
- Base and Opaque cover made of VALOX®, RAL 7035 color
- Molded internal bosses provided for mounting panels and other components
- IP66 Rating
- UL and CSA Type 4, 4x, 3, 3R, 12, 13 Rating
- Per ASTM D 648 up to 280°F HDT (heat deflection temp)
- Body is impact-resistance VALOX®
- Strong cross-point non-metallic cover screws
- Seamless poured polyurethane gasket provides oil-resistant, watertight & dust tight seal
- Cover and bases meet with tongue and groove design for tight seal
- VALOX® material is easily punched, drilled, sawed or filed

Part Number	Pushbutton Style	Holes	Inside Dimensions						Outside Dimensions					
			h		w		d		H		W		D	
			(mm)	(in)	(mm)	(in)	(mm)	(in)	(mm)	(in)	(mm)	(in)	(mm)	(in)
VM433	N/A	0	102	4.02	72	2.84	84	3.31						
VM733	N/A	0	162	6.38	72	2.84	84	3.31						
VM933	N/A	0	222	8.74	72	2.84	84	3.31						
VM433-PBS1	STANDARD	1	102	4.02	72	2.84	84	3.31	111	4.36	81	3.18	92	3.61
VM733-PBS2	STANDARD	2	162	6.38	72	2.84	84	3.31	171	6.73	81	3.18	92	3.61
VM933-PBS3	STANDARD	3	222	8.74	72	2.84	84	3.31	231	9.09	81	3.18	92	3.61
VM755-PBS4	STANDARD	4	169	6.65	169	6.65	120	4.72	178	7.00	178	7.00	127	5.02
VM433-PBM1	MINIATURE	1	102	4.02	72	2.84	84	3.31	111	4.36	81	3.18	92	3.61
VM533-PBM2	MINIATURE	2	119	4.69	69	2.72	69	2.72	128	5.03	78	3.06	77	3.02
VM733-PBM3	MINIATURE	3	162	6.38	72	2.84	84	3.31	171	6.73	81	3.18	92	3.61
VM933-PBM4	MINIATURE	4	222	8.74	72	2.84	84	3.31	231	9.09	81	3.18	92	3.61
VM755-PBM6	MINIATURE	6	169	6.65	119	4.69	120	4.72	178	7.00	128	5.00	127	5.02
VM775-PBM9	MINIATURE	9	169	6.65	169	6.65	120	4.72	178	7.00	178	7.00	127	5.02

**APPLICATIONS**

Designed for use as insulated electrical junction boxes, terminal-wiring boxes, instrument housings, electrical control boxes and pushbutton housings in wet, dusty and / or corrosive environments.

- Electronics
- Pushbuttons
- Signal Lights
- Telecommunications
- Selector Switches
- Contractors
- Automotive
- Impulse Switches
- Cam Switches
- Measuring & Control Equipment
- Relays
- Computers
- Terminal Blocks
- Miniature Circuit Breakers

**TECHNICAL INFORMATION**

NEMA Rating: Type 4, 4x, 3, 3R, 12, 13  
 UL & CSA Approvals: Type 4, 4x, 3, 3R, 12, 13  
 Protection degree: IP66 (IEC 529)  
 Standard color: RAL 7035  
 Impact resistance: Excellent  
 Bases: VALOX®  
 Opaque Cover: VALOX®  
 Clear Cover: LEXAN® Polyurethane  
 Cover Screws: Non-metallic  
 Hinges: Non-metallic  
 Gasket: Seamless Polyurethane  
 Mounting Plates: Galvanized Steel  
 Mounting Brackets: Non-metallic

**VALOX®**

A crystalline thermoplastic polyester, VALOX® resin offers the designer a performance profile engineered for demanding end-use environments:

- Outstanding chemical resistance
- Excellent dimensional stability
- Low moisture absorption
- High UV resistance
- High impact strength
- High strength-to-weight ratio
- Inherent lubricity
- High surface gloss



**ACCESSORIES**

