

Accessories for pluggable interface relays CR-P, CR-M

Pluggable function module



2CDC2 91 005 S0011

Characteristics

- Pluggable function modules for mounting on logical and standard sockets for interface relays CR-P
- Function modules: Reverse polarity protection/free wheeling diode, LED indication, RC elements, overvoltage protection

Approvals

 UL508, CAN/CSA C22.2 No.14

 EAC

Marks

 CE

Order data

Packing unit = 10 pieces

Diode - Reverse polarity protection

Type	Rated control supply voltage U_s	Version	Order code
CR-P/M 22	6-220 V DC	A1+, A2-	1SVR 405 651 R0000

Diode and LED - Reverse polarity protection

CR-P/M 42	6-24 V DC	red, A1+, A2-	1SVR 405 652 R0000
CR-P/M 42V	6-24 V DC	green, A1+, A2-	1SVR 405 652 R1000
CR-P/M 42B	24-60 V DC	red, A1+, A2-	1SVR 405 652 R4000
CR-P/M 42BV	24-60 V DC	green, A1+, A2-	1SVR 405 652 R4100
CR-P/M 42C	110 V DC	red, A1+, A2-	1SVR 405 652 R9000
CR-P/M 42CV	110 V DC	green, A1+, A2-	1SVR 405 652 R9100

RC element - Arc elimination

CR-P/M 52B	6-24 V AC/DC		1SVR 405 653 R0000
CR-P/M 52D	24-60 V AC/DC		1SVR 405 653 R4000
CR-P/M 52C	110-230 V AC/DC		1SVR 405 653 R1000

Diode and LED

CR-P/M 62	6-24 V AC/DC	red, for DC: A1+, A2-	1SVR 405 654 R0000
CR-P/M 62V	6-24 V AC/DC	green, for DC: A1+, A2-	1SVR 405 654 R1000
CR-P/M 62E	24-60 V AC/DC	red, for DC: A1+, A2-	1SVR 405 654 R4000
CR-P/M 62EV	24-60 V AC/DC	green, for DC: A1+, A2-	1SVR 405 654 R4100
CR-P/M 92	110-230 V AC / 110 V DC	red, for DC: A1+, A2-	1SVR 405 654 R0100
CR-P/M 92V	110-230 V AC / 110 V DC	green, for DC: A1+, A2-	1SVR 405 654 R1100

Varistor and LED - Overvoltage protection

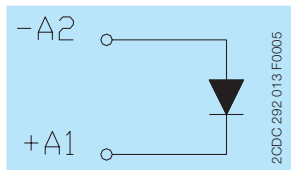
CR-P/M 62C	6-24 V AC/DC	red, for DC: A1+, A2-	1SVR 405 655 R0000
CR-P/M 62CV	6-24 V AC/DC	green, for DC: A1+, A2-	1SVR 405 655 R1000
CR-P/M 62D	24-60 V AC/DC	red, for DC: A1+, A2-	1SVR 405 655 R4000
CR-P/M 62DV	24-60 V AC/DC	green, for DC: A1+, A2-	1SVR 405 655 R4100
CR-P/M 92C	110-230 V AC / 110 V DC	red, for DC: A1+, A2-	1SVR 405 655 R0100
CR-P/M 92CV	110-230 V AC / 110 V DC	green, for DC: A1+, A2-	1SVR 405 655 R1100

Varistor - Overvoltage protection

CR-P/M 72	24 V AC		1SVR 405 656 R0000
CR-P/M 72A	115 V AC		1SVR 405 656 R1000
CR-P/M 82	230 V AC		1SVR 405 656 R2000

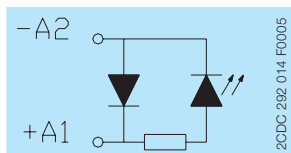
Electrical connection

CR-P/M 22



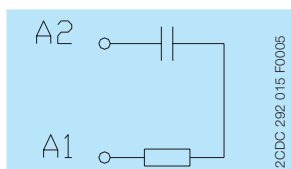
Connection diagram

CR-P/M 42, CR-P/M 42B, CR-P/M 42BV, CR-P/M 42C, CR-P/M 42CV, CR-P/M 42V



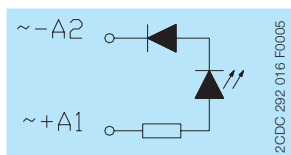
Connection diagram

CR-P/M 52B, CR-P/M 52C, CR-P/M 52D



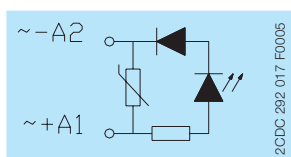
Connection diagram

CR-P/M 62, CR-P/M 62E, CR-P/M 62EV, CR-P/M 62V, CR-P/M 92, CR-P/M 92V



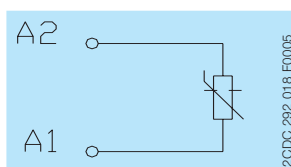
Connection diagram

CR-P/M 62C, CR-P/M 62CV, CR-P/M 62D, CR-P/M 62DV, CR-P/M 92C, CR-P/M 92CV



Connection diagram

CR-P/M 72, CR-P/M 72A, CR-P/M 82



Connection diagram

Technical data

CR-P/M 22

Type		
Version		Diode
Function		Reverse polarity protection
Control supply voltage		6-220 V DC
Component data	Diode	1 A, 1000 V
Polarized		yes (A1+, A2-)
Material	Enclosure / Base	PA6 + GF V2

CR-P/M 42

Type		42	42V	42B	42BV	42C	42CV
Version		Diode and LED					
Function		Reverse polarity protection, applied supply voltage indicated via LED					
Control supply voltage		6-24 V DC		24-60 V DC		110 V DC	
Component data	Diode	1 A, 1000 V					
	LED	red	green	red	green	red	green
	Resistance	3 k Ω , 0.25 W		15 k Ω , 0.25 W		200 k Ω , 0.25 W	
Polarized		yes (A1+, A2-)					
Material	Enclosure / Base	PA6 + GF V2					

CR-P/M 52

Type		52B	52D	52C
Version		RC element		
Function		Arc elimination		
Control supply voltage		6-24 V AC/DC	24-60 V AC/DC	110-230 V AC/DC
Component data	Capacitor	0.1 μ F, 63 V DC	0.1 μ F, 100 V DC	0.082 μ F, 400 V DC
	Resistance	10 Ω , 0.25 W	47 Ω , 0.25 W	100 Ω , 0.25 W
Polarized		no		
Material	Enclosure / Base	PA6 + GF V2		

CR-P/M 62, 62V, 62E, 62EV, 92, 92V

Type		62	62V	62E	62EV	92	92V
Version		Diode and LED					
Control supply voltage		6-24 V AC/DC		24-60 V AC/DC		110-230 V AC / 110 V DC	
Component data	Diode	1 A, 1000 V					
	LED	red	green	red	green	red	green
	Varistor	25 V AC		75 V AC		275 V AC	
	Resistance	3 k Ω , 0.25 W		15 k Ω , 0.25 W		120 k Ω , 0.25 W	
Polarized		AC: no, DC: yes (A1+, A2-)					
Material	Enclosure / Base	PA6 + GF V2					

CR-P/M 62C, 62CV, 62D, 62DV, 92C, 92CV

Type		62C	62CV	62D	62DV	92C	92CV
Version		Varistor and LED					
Function							
Control supply voltage		6-24 V AC/DC		24-60 V AC/DC		110-230 V AC / 110 V DC	
Component data	Diode	1 A, 1000 V					
	LED	red	green	red	green	red	green
	Varistor	25 V AC		75 V AC		275 V AC	
	Resistance	3 k Ω , 0.25 W		15 k Ω , 0.25 W		120 k Ω , 0.25 W	
Polarized		AC: no, DC: yes (A1+, A2-)					
Material	Enclosure / Base	PA6 + GF V2					

CR-P/M 72, 82

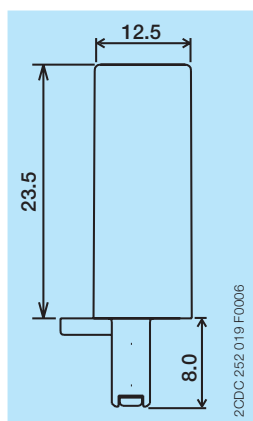
Type	72	72A	82
Version	Varistor		
Function			
Control supply voltage	24 V AC	115 V AC	230 V AC
Component data	Varistor 25 V AC	115 V AC	275 V AC
Polarized	no		
Material	Enclosure / Base	PA6 + GF V2	

Standards / Directives

Standards	IEC/EN 61984
Low Voltage Directive	2014/35/EU
RoHS Directive	2011/65/EU

Dimensions

in mm



Further documentation

Document title	Document type	Document number
Electronic Products and Relays	Technical catalogue	2CDC 110 004 C02xx
Sockets CR-P	Data sheet	2CDC 117 004 D020x
Relays CR-P	Data sheet	2CDC 117 001 D020x
Sockets CR-M	Data sheet	2CDC 117 005 D020x
Relays CR-M	Data sheet	2CDC 117 002 D020x

You can find the documentation on the internet at www.abb.com/lowvoltage

-> Automation, control and protection -> Electronic relays and controls

-> Interface relays and optocouplers.

CAD system files

You can find the CAD files for CAD systems at <http://abb-control-products.partcommunity.com>

-> Low Voltage Products & Systems -> Control Products -> Electronic Relays and Controls.

Contact us

ABB STOTZ-KONTAKT GmbH

P. O. Box 10 16 80
69006 Heidelberg, Germany
Phone: +49 (0) 6221 7 01-0
Fax: +49 (0) 6221 7 01-13 25
E-mail: info.desto@de.abb.com

You can find the address of your
local sales organization on the
ABB home page
<http://www.abb.com/contacts>
-> Low Voltage Products and Systems

Note:

We reserve the right to make technical changes or modify the contents of this document without prior notice. With regard to purchase orders, the agreed particulars shall prevail. ABB AG does not accept any responsibility whatsoever for potential errors or possible lack of information in this document.

We reserve all rights in this document and in the subject matter and illustrations contained therein. Any reproduction, disclosure to third parties or utilization of its contents – in whole or in parts – is forbidden without prior written consent of ABB AG.

Copyright© 2016 ABB
All rights reserved