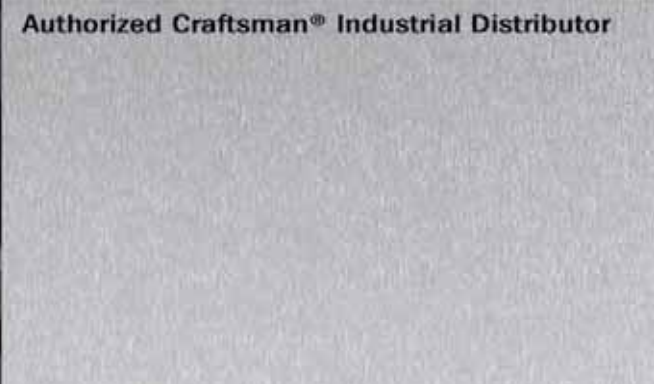


CRAFTSMAN®

Authorized Craftsman® Industrial Distributor



TRUST ANY JOB TO CRAFTSMAN® TOOLS

Professional know-how is the most important thing you bring to the site. Second most important? Your tools. Craftsman knows dependable tools offer the features you need to get the job done faster, easier, on budget and without mistakes.

Craftsman offers a broad range of reliable, innovative tools for professionals. Our products are lab-tested to ensure they'll perform to your standards all day, every day. With 75 years experience making tools and dependable product warranties to back them up, we're as dedicated to your trade as you are.

Professional and reliable, Craftsman tools help you do the job right. And at the end of the day, isn't that what it's all about? Trust any job to Craftsman Tools.

CRAFTSMAN®




1



Tool Storage ■

Pages 3-32

2



Tool Sets ■

Pages 33-58

3



Sockets, Ratchets, & Wrenches ■

Pages 59-106

4



Hand Tools ■

Pages 107-128

5



Trade Tools ■

Pages 129-146

6



Power / Air Tools ■

Pages 147-166

7



Set Contents ■

Pages 167-232

8

Warranty and Indexes ■

Pages 233-255


CRAFTSMAN®

AVAILABLE AT YOUR LOCAL AUTHORIZED DISTRIBUTOR, WHERE YOU BUY ALL OF YOUR MRO SUPPLIES

You have many brands to choose from when buying tools for your MRO needs. Today you can choose Craftsman tools, and buy them directly from your local Authorized Craftsman Distributor where you buy all of your MRO supplies.

Authorized Craftsman Distributors regularly deliver to you and provide excellent service with direct dial phone numbers. They also provide rapid emergency response when your need is immediate. Distributors will honor your Craftsman warranties and can offer you the convenience of payment terms for business transactions.

When your choice is Craftsman, rely on your local Authorized Craftsman Distributor to help you get what you need, when you need it, and where it is most convenient.



PRO-PICKS – THE PROFESSIONAL’S CHOICE

Not only can you purchase Craftsman tools at your local Authorized Craftsman Distributor, now you can buy Craftsman Pro-Picks – tools made specifically for the Pro.

Pro-Picks are best suited to meet your industrial MRO needs, often including enhanced performance features like large casters on tool carts, industrial-grade blow mold boxes, and rugged tool rolls that won't rip or crack over time.

Look for the Pro-Pick symbol to choose the best Craftsman tools for your industrial needs – available only at your Authorized Craftsman Distributor.

1 Tool Storage



CRAFTSMAN® TOOL STORAGE

Choose from a broad assortment of Craftsman tool storage including Quiet Glide™, Machinist, Ball-Bearing and Craftsman Professional storage. Craftsman tool storage units offer professionals a secure, durable and lasting way to protect and organize tools. They're your tools and they're valuable. And they're what you need to get the job done accurately and on time allowing you to work better, smarter and faster. Work with your authorized Craftsman® distributor to identify the tool storage solution that works for you!



Series	Warranty	Construction	GRIPLATCH®	Cabinet Load Rating (lbs)	Drawer Load Rating (lbs)	Max Width	Caster Size
Professional Ball Bearing	Lifetime	Internal Roll Cage	Yes	up to 3,600	120 or 200	56"	6" x 2"
GRIPLATCH® Ball Bearing	No	I-Frame™	Yes	1,000	70	52"	5" x 2"
Tech Boxes Ball Bearing	No	I-Frame™	No	up to 1,000	50	40"	5" x 2"
Quiet Glide™	No	I-Frame™	No	750	35 or 50	40"	5" x 2"



Ball Bearing Slides & The GRIPLATCH® Drawer Detent System:

- Heavy gauge steel construction provides long drawer life
- GRIPLATCH® detent system secures drawers in place and prevents unintentional opening
- Drawers open easily, even with heavy loads
- Full access to tools even in the back of the drawer
- Quick release ball-bearing design provides easy drawer removal
- Rounded full-width aluminum drawer pulls are easy to grasp and provide a more rugged look and feel
- Internal locking system with reversible overmolded keys

CRAFTSMAN®

THE BEST CRAFTSMAN TOOL STORAGE

Craftsman Professional Ball Bearing

Limited Lifetime Warranty



Revolutionary drawer latching system – simply lift on the drawer pull to slide the drawer open for full access to your tools.

- Provides a positive latch for each drawer.
- Reduces accidental opening of drawers.
- Helps secure drawer during use on uneven surfaces.



Pivot locking system provides security for your valuable tools.

- Heavy-gauge pivoting handles engage steel lock bars.
- Hidden tubular lock for commercial-type security.
- Prevents accidental lock out from your tools.



Durable powder-coat finish – more than twice the rust protection of previous models.

- Extra thick paint is up to 50% thicker than previous models.



Four heavy-duty tubular steel side handles provide a comfortable grip and convenient mobility.



Internal cage construction:

- Three 16-gauge steel frames provide a solid backbone.



Accessories included for complete organization.

- Non-slip drawer liners for every drawer.
- Aluminum dividers included for additional organization.



6" x 2" casters provide higher weight capacity and better mobility



Gauge of Steel for All Units:

Drawer Front	Drawer Shell	Internal Cage	Top Cover	Back	Bottom	Sides
18	18	16	18	18	18	18



Featured Item: LONG DISTANCE CARTS



Tool Storage

Professional ■

9-65553 ■ Red

9-65550 ■ Black

9-59394 ■ Midnight Blue

A. Professional 10-Drawer Tool Chest

- Interchangeable modular drawers
- Includes six aluminum drawer dividers and non-slip drawer liners
- Open chest height 52"
- GRIPLATCH® drawer detent system



Overall Size (W x D x H)	Cubic Inches	Gauge of Steel	#	Drawers			Load Cap. lbs.	Wt. lbs.
				W	D	H		
56 x 30 x 24-1/2	26,518	Drawer Fronts: 18	4	23-3/8	27-1/2	2	120	468.0
		Drawer Shells: 18	4	23-3/8	27-1/2	3-1/8	200	
		Internal Cage: 16	2	23-3/8	27-1/2	4-1/8	200	
		Top/Cover: 18						
		Back: 18						
		Bottom/Sides: 18						

9-65554 ■ Red

9-65552 ■ Black

9-59395 ■ Midnight Blue

B. Professional 13-Drawer Tool Cart

- Interchangeable modular drawers
- Six heavy-duty 6" x 2" casters (three rigid, three swivel)
- 1/2" thick hardboard reversible top work surface
- Eight aluminum drawer dividers and non-slip drawer liners
- GRIPLATCH® drawer detent system
- 3,600 lbs. load rating



Overall Size (W x D x H)	Cubic Inches	Gauge of Steel	#	Drawers			Load Cap. lbs.	Wt. lbs.
				W	D	H		
56 x 30 x 42-1/2	39,939	Drawer Fronts: 18	1	51-3/8	27-1/2	4-1/8	200	611.0
		Drawer Shells: 18	2	23-3/8	27-1/2	2	120	
		Internal Cage: 16	4	23-3/8	27-1/2	3-1/8	200	
		Top/Cover: 18	4	23-3/8	27-1/2	4-1/8	200	
		Back: 18	2	23-3/8	27-1/2	8-1/2	200	
		Bottom/Sides: 18						

9-65577 ■ Red

9-65575 ■ Black

9-59396 ■ Midnight Blue

C. Professional 10-Drawer Tool Chest

- Interchangeable modular drawers
- Six aluminum drawer dividers and non-slip drawer liners
- Open chest height 46"
- GRIPLATCH® drawer detent system



Overall Size (W x D x H)	Cubic Inches	Gauge of Steel	#	Drawers			Load Cap. lbs.	Wt. lbs.
				W	D	H		
46 x 24 x 24-1/2	16,915	Drawer Fronts: 18	2	23-3/8	21-1/2	2	120	340.0
		Drawer Shells: 18	2	23-3/8	21-1/2	3-1/8	120	
		Internal Cage: 16	1	23-3/8	21-1/2	4-1/8	120	
		Top/Cover: 18	2	14-3/8	21-1/2	2	120	
		Back: 18	2	14-3/8	21-1/2	3-1/8	120	
		Bottom/Sides: 18	1	14-3/8	21-1/2	4-1/8	120	

9-65578 ■ Red

9-65576 ■ Black

9-59926 ■ Midnight Blue

D. Professional 13-Drawer Tool Cart

- Interchangeable modular drawers
- Four 6" x 2" heavy-duty casters (two rigid, two swivel)
- 1/2" thick hardboard reversible top work surface
- Six aluminum drawer dividers and non-slip drawer liners
- GRIPLATCH® drawer detent system
- 2,400 lbs. load rating



Overall Size (W x D x H)	Cubic Inches	Gauge of Steel	#	Drawers			Load Cap. lbs.	Wt. lbs.	
				W	D	H			
46 x 24 x 42-1/2	24,006	Drawer Fronts: 18	1	41-7/8	21-1/2	4-1/8	120	431.0	
		Drawer Shells: 18	1	23-3/8	21-1/2	2	120		
		Internal Cage: 16	2	23-3/8	21-1/2	3-1/8	120		
		Top/Cover: 18	2	23-3/8	21-1/2	4-1/8	120		
		Back: 18	1	23-3/8	21-1/2	8-1/2	120		
		Bottom/Sides: 18	1	14-3/8	21-1/2	2	120		



A.

B.



C.

D.



9-65565  Red

9-65563  Black

9-59932  Midnight Blue

A. Professional 5-Drawer Tool Chest

- Interchangeable modular drawers
- Four aluminum drawer dividers and non-slip drawer liners
- Open chest height 43"
- GRIPLATCH® drawer detent system



Overall Size (W x D x H)	Cubic Inches	Gauge of Steel	#	Drawers			Load Cap. lbs.	Wt. lbs.	
				W	D	H			
36 x 21 x 24-1/2	12,035	Drawer Fronts: 18	2	31-7/8	18-1/2	2	120	210.0	
		Drawer Shells: 18	2	31-7/8	18-1/2	3-1/8	120		
		Internal Cage: 16	1	31-7/8	18-1/2	4-1/8	120		
		Top/Cover: 18							
		Back: 18							
		Bottom/Sides: 18							

9-65566  Red

9-65564  Black

9-59933  Midnight Blue

B. Professional 7-Drawer Tool Cart

- Interchangeable modular drawers
- Four 6" x 2" heavy-duty casters (two rigid, two swivel)
- 1/2" thick hardboard reversible top work surface
- Six aluminum drawer dividers and non-slip drawer liners
- GRIPLATCH® drawer detent system
- 2,400 lbs. load rating



Overall Size (W x D x H)	Cubic Inches	Gauge of Steel	#	Drawers			Load Cap. lbs.	Wt. lbs.	
				W	D	H			
36 x 21 x 42-1/2	17,153	Drawer Fronts: 18	1	31-7/8	18-1/2	2	120	308.0	
		Drawer Shells: 18	2	31-7/8	18-1/2	3-1/8	120		
		Internal Cage: 16	3	31-7/8	18-1/2	4-1/8	120		
		Top/Cover: 18	1	31-7/8	18-1/2	8-1/2	120		
		Back: 18							
		Bottom/Sides: 18							

9-65516  Red

9-65517  Black

9-59362  Midnight Blue

C. Professional 7-Drawer Side Cabinet

- Can be mounted to any Craftsman Professional™ Tool Cart
- Interchangeable modular drawers
- 1/2" thick hardboard reversible top work surface
- Includes drawer liners
- GRIPLATCH® drawer detent system



Overall Size (W x D x H)	Cubic Inches	Gauge of Steel	#	Drawers			Load Cap. lbs.	Wt. lbs.	
				W	D	H			
18-1/2 x 21 x 35-1/2	7,735	Drawer Fronts: 18	1	14-3/8	18-1/2	2	120	152.0	
		Drawer Shells: 18	2	14-3/8	18-1/2	3-1/8	120		
		Internal Cage: 16	3	14-3/8	18-1/2	4-1/8	120		
		Top/Cover: 18	1	14-3/8	18-1/2	8-1/2	120		
		Back: 18							
		Bottom/Sides: 18							

C.



Tool Storage

Long Distance ■ Ball-Bearing

■ Designed for applications where the cart must constantly be moved from job to job.

Craftsman® "Long Distance" Tool Carts. Tested to go over 300 miles in day-to-day factory use. Feature Roll-Cage construction, flat sides and back, triple wall bottom construction, double wall top construction, and GRIPLATCH® drawer detent system. Welded nut caster attachment. 20" front to back for a 40" x 20" work surface. Ball-Bearing drawer slides, 5" x 2" casters, 1/2" hardboard work surface and tubular steel side handle.

9-2118 ■

A. 12-Drawer "Long Distance" Tool Cart

- GRIPLATCH® drawer detent system
- Full-width top drawer
- Internal locking system
- 5" x 2" casters with reinforcing caster channels
- Heavy-duty tubular side handle
- 1,000 lbs. load rating



Overall Size (W x D x H)	Cubic Inches	Gauge of Steel	#	Drawers			Load Cap. lbs.	Wt. lbs.
				W	D	H		
41 x 20 x 41-1/4	16,150	Drawer Fronts: 20	1	36-3/4	16-1/2	4-1/8	70	280.0
		Drawer Shells: 20	1	22-3/8	16-1/2	2	70	
		Internal Cage: 18	3	22-3/8	16-1/2	3-1/8	70	
		Top: 18	2	22-3/8	16-1/2	6-3/8	70	
		Bottom/Sides: 18	1	11-3/4	16-1/2	2	70	
		Caster Channels: 14	3	11-3/4	16-1/2	3-1/8	70	
			1	11-3/4	16-1/2	13-1/8	70	



9-2117 ■

B. 14-Drawer "Long Distance" Tool Cart

- GRIPLATCH® drawer detent system
- Internal locking system
- Reinforcing caster channels
- Heavy-duty tubular side handle
- Load rating 1,000 lbs.



Overall Size (W x D x H)	Cubic Inches	Gauge of Steel	#	Drawers			Load Cap. lbs.	Wt. lbs.
				W	D	H		
41 x 20 x 41-1/4	16,362	Drawer Fronts: 20	6	22-3/8	16-1/2	3-1/8	70	280.0
		Drawer Shells: 20	1	22-3/8	16-1/2	4-1/8	70	
		Internal Cage: 18	1	22-3/8	16-1/2	6-3/8	70	
		Top: 18	4	11-3/4	16-1/2	3-1/8	70	
		Bottom/Sides: 18	1	11-3/4	16-1/2	4-1/8	70	
		Caster Channels: 14	1	11-3/4	16-1/2	12-3/4	70	



B.

9-59729 ■ Red/Black

9-59629 ■ Black

9-59381 ■ Midnight Blue

C. Ball-Bearing 52" 9-Drawer Tool Chest

- Open chest height 33-1/2"



Overall Size (W x D x H)	Cubic Inches	Gauge of Steel	#	Drawers			Load Cap. lbs.	Wt. lbs.
				W	D	H		
51-1/4 x 16 x 19-3/4	12,218	Drawer Fronts: 20	4	22-3/8	14-5/8	2	70	190.0
		Drawer Shells: 20	2	22-3/8	14-5/8	3-1/8	70	
		Top/Cover: 20	3	22-3/8	14-5/8	4-1/8	70	
		Back: 20						
		Bottom/Sides: 18						

9-59731 ■ Red/Black

9-59631 ■ Black

9-59382 ■ Midnight Blue

D. Ball-Bearing 52" 14-Drawer Tool Cart

- Each bank of drawers individually keyed
- 5" x 2" casters with reinforcing caster channels
- 1/2" thick hardboard reversible top work surface
- 1,000 lbs. load rating



Overall Size (W x D x H)	Cubic Inches	Gauge of Steel	#	Drawers			Load Cap. lbs.	Wt. lbs.
				W	D	H		
51-1/2 x 18 x 41-1/4	20,952	Drawer Fronts: 20	4	22-3/8	16-1/2	2	70	345.0
		Drawer Shells: 20	4	22-3/8	16-1/2	3-1/8	70	
		Top: 18	3	22-3/8	16-1/2	4-1/8	70	
		Back: 20	1	22-3/8	16-1/2	6-3/8	70	
		Bottom/Sides: 18	2	22-3/8	16-1/2	9-1/2	70	



C.

D.



9-59721  Red/Black

9-59621  Black

9-59383  Midnight Blue

A. Ball-Bearing 40" 7-Drawer Tool Chest

- Open chest height 34-1/2"
- Can be combined with Long Distance Cart



Overall Size (W x D x H)	Cubic Inches	Gauge of Steel	#	Drawers			Load Cap. lbs.	Wt. lbs.
				W	D	H		
40-1/2 x 16 x 20-3/4	9,597	Drawer Fronts: 20	1	36-3/4	14-5/8	4-1/8	70	141.0
		Drawer Shells: 20	3	22-3/8	14-5/8	2	70	
		Top/Cover: 20	1	22-3/8	14-5/8	3-1/8	70	
		Back: 20	1	11-3/4	14-5/8	4-1/8	70	
		Sides: 18	1	11-3/4	14-5/8	5-1/4	70	

9-59722  Red/Black

9-59622  Black


9-59384  Midnight Blue

B. Ball-Bearing 40" 13-Drawer Tool Cart

- 5" x 2" casters with reinforcing caster channels
- 1/2" thick hardboard reversible top work surface
- 1,000 lbs. load rating



Overall Size (W x D x H)	Cubic Inches	Gauge of Steel	#	Drawers			Load Cap. lbs.	Wt. lbs.
				W	D	H		
41 x 18 x 41-1/4	15,902	Drawer Fronts: 20	1	36-3/4	16-1/2	4-1/8	70	275.0
		Drawer Shells: 20	4	22-3/8	16-1/2	2	70	
		Top/Cover: 18	1	22-3/8	16-1/2	3-1/8	70	
		Back: 20	2	22-3/8	16-1/2	6-3/8	70	
		Bottom/Sides: 18	1	11-3/4	16-1/2	2	70	
			3	11-3/4	16-1/2	3-1/8	70	
			1	11-3/4	16-1/2	12-3/4	70	



9-59723  Red/Black

9-59623  Black

9-59168  Midnight Blue

C. Ball-Bearing 40" 8-Drawer Tool Chest

- Open chest height 33-1/2"
- Can be combined with Long Distance Cart



Overall Size (W x D x H)	Cubic Inches	Gauge of Steel	#	Drawers			Load Cap. lbs.	Wt. lbs.
				W	D	H		
40-1/2 x 16 x 19-3/4	9,434	Drawer Fronts: 20	3	22-3/8	14-5/8	2	70	141.0
		Drawer Shells: 20	1	22-3/8	14-5/8	3-1/8	70	
		Top/Cover: 20	1	22-3/8	14-5/8	4-1/8	70	
		Back: 20	2	11-3/4	14-5/8	4-1/8	70	
		Sides: 18	1	11-3/4	14-5/8	5-1/4	70	

9-59724  Red/Black

9-59624  Black

9-59169  Midnight Blue

D. Ball-Bearing 40" 14-Drawer Tool Cart

- 5" x 2" with reinforcing caster channels
- 1/2" thick hardboard reversible top work surface
- 1,000 lbs. load rating



Overall Size (W x D x H)	Cubic Inches	Gauge of Steel	#	Drawers			Load Cap. lbs.	Wt. lbs.
				W	D	H		
40-3/4 x 18 x 41-1/2	16,362	Drawer Fronts: 20	6	22-3/8	16-1/2	3-1/8	70	260.0
		Drawer Shells: 20	1	22-3/8	16-1/2	4-1/8	70	
		Top: 18	1	22-3/8	16-1/2	6-3/8	70	
		Back: 20	4	11-3/4	16-1/2	3-1/8	70	
		Bottom/Sides: 18	1	11-3/4	16-1/2	4-1/8	70	
			1	11-3/4	16-1/2	12-3/4	70	

Tool Storage

Ball-Bearing ■

9-59725 ■ Red/Black

9-59625 ■ Black

9-59386 ■ Midnight Blue

A. Ball-Bearing 52" 9-Drawer Tool Chest

- Open chest height 35-1/2"
- Can be combined with Long Distance Cart



Overall Size (W x D x H)	Cubic Inches	Gauge of Steel	#	Drawers			Load Cap. lbs.	Wt. lbs.
				W	D	H		
40-1/2 x 16 x 20	9,994	Drawer Fronts: 20	3	36-3/4	14-5/8	3-1/8	70	141.0
		Drawer Shells: 16	1	36-3/4	14-5/8	4-1/8	70	
		Top/Cover: 20						
		Back: 20 Sides: 18						

9-59726 ■ Red/Black

9-59626 ■ Black

9-59387 ■ Midnight Blue

B. Ball-Bearing 40" 6-Drawer Tool Cart

- 5" x 2" with reinforcing caster channels
- 1/2" thick hardboard reversible top work surface
- 1,000 lbs. load rating



Overall Size (W x D x H)	Cubic Inches	Gauge of Steel	#	Drawers			Load Cap. lbs.	Wt. lbs.
				W	D	H		
41 x 18 x 41-1/4	17,668	Drawer Fronts: 20	4	36-3/4	16-3/8	4-1/8	70	240.0
		Drawer Shells: 16	2	36-3/4	16-3/8	6-3/8	70	
		Top: 18						
		Back: 20 Bottom/Sides: 18						



A.

B.

9-59714 ■ Red/Black

9-59614 ■ Black

9-59891 ■ Midnight Blue

C. Ball-Bearing 26" 5-Drawer Tool Chest

- Open chest height 33-1/2"



Overall Size (W x D x H)	Cubic Inches	Gauge of Steel	#	Drawers			Load Cap. lbs.	Wt. lbs.
				W	D	H		
26 x 16 x 19-3/4	6,116	Drawer Fronts: 20	2	22-3/8	14-5/8	2	70	83.5
		Drawer Shells: 20	3	22-3/8	14-5/8	3-1/8	70	
		Top/Cover: 20						
		Back: 20 Sides: 18						

9-59715 ■ Red

9-59615 ■ Black

9-59892 ■ Midnight Blue

D. Ball-Bearing 26" 6-Drawer Roll-Away

- 5" x 2" with reinforcing caster channels
- 1,000 lbs. load rating



Overall Size (W x D x H)	Cubic Inches	Gauge of Steel	#	Drawers			Load Cap. lbs.	Wt. lbs.
				W	D	H		
26-1/2 x 18 x 35	8,375	Drawer Fronts: 20	1	22-3/8	16-1/2	2	70	125.0
		Drawer Shells: 20	2	22-3/8	16-1/2	3-1/8	70	
		Top: 18	2	22-3/8	16-1/2	4-1/8	70	
		Back: 20	1	22-3/8	16-1/2	6-3/8	70	
		Bottom/Sides: 18						



C.

D.



9-59716  Red/Black

9-59616  Black

9-59896  Midnight Blue

A. Ball-Bearing 26" 6-Drawer Tool Chest

• Open chest height 33-1/2"



Overall Size (W x D x H)	Cubic Inches	Gauge of Steel	#	Drawers			Load Cap. lbs.	Wt. lbs.
				W	D	H		
26 x 16 x 19-3/4	6,063	Drawer Fronts: 20	5	22-3/8	14-5/8	2	70	90.0
		Drawer Shells: 20	1	22-3/8	14-5/8	3-1/8	70	
		Top/Cover: 20						
		Back: 20						
		Sides: 18						

9-59717  Red/Black

9-59617  Black

9-59390  Midnight Blue

B. Ball-Bearing 26" 5-Drawer Roll-Away

- 5" x 2" with reinforcing caster channels
- Panel opening is 23-1/8" W x 10-5/8" H
- 1,000 lbs. load rating



Overall Size (W x D x H)	Cubic Inches	Gauge of Steel	#	Drawers			Load Cap. lbs.	Wt. lbs.
				W	D	H		
26-1/2 x 18 x 41-1/4	12,264	Drawer Fronts: 20	1	22-3/8	16-1/2	2	70	138.0
		Drawer Shells: 20	2	22-3/8	16-1/2	3-1/8	70	
		Top: 18	1	22-3/8	16-1/2	4-1/8	70	
		Back: 20	1	22-3/8	16-1/2	6-3/8	70	
		Bottom/Sides: 18						



9-59718  Red/Black

9-59618  Black

9-59389  Midnight Blue

C. Ball-Bearing 26" 6-Drawer Tool Chest

• Open chest height 35-1/4"



Overall Size (W x D x H)	Cubic Inches	Gauge of Steel	#	Drawers			Load Cap. lbs.	Wt. lbs.
				W	D	H		
26 x 17-3/4 x 19-3/4	6,826	Drawer Fronts: 20	5	22-3/8	16-3/8	2	70	102.0
		Drawer Shells: 20	1	22-3/8	16-3/8	3-1/8	70	
		Top/Cover: 20						
		Back: 20						
		Sides: 18						

9-59719  Red/Black

9-59619  Black

9-59894  Midnight Blue

D. Ball-Bearing 26" 8-Drawer Roll-Away

- 5" x 2" with reinforcing caster channels
- 1,000 lbs. load rating



Overall Size (W x D x H)	Cubic Inches	Gauge of Steel	#	Drawers			Load Cap. lbs.	Wt. lbs.
				W	D	H		
26-1/2 x 18 x 41-1/4	10,663	Drawer Fronts: 20	2	22-3/8	16-1/2	2	70	160.0
		Drawer Shells: 20	2	22-3/8	16-1/2	3-1/8	70	
		Top/Cover: 18	3	22-3/8	16-1/2	4-1/8	70	
		Back: 20	1	22-3/8	16-1/2	6-3/8	70	
		Bottom/Sides: 18						

Tool Storage

Ball-Bearing ■

9-59632 ■

A. Ball-Bearing 5-Drawer Stainless Steel Chest

- Independently locking security drawer
- Inside of drawers are painted and are not 100% stainless steel



Overall Size (W x D x H)	Cubic Inches	Gauge of Steel	#	Drawers			Load Cap. lbs.	Wt. lbs.	
				W	D	H			
26 x 16 x 19-3/4	6,116	Drawer Fronts: 20	2	22-3/8	14-5/8	2	70	83.5	
		Drawer Shells: 20	3	22-3/8	14-5/8	3-1/8	70		
		Top/Cover: 20							
		Back: 20							
		Sides: 18							

9-59633 ■

B. Ball-bearing 6-Drawer Stainless Steel Roll-Away

- 4" top drawer
- 5" x 2" casters with reinforcing caster channels
- Inside of drawers are painted and are not 100% stainless steel
- 1,000 lb. load rating



Overall Size (W x D x H)	Cubic Inches	Gauge of Steel	#	Drawers			Load Cap. lbs.	Wt. lbs.
				W	D	H		
26-1/2 x 18 x 35	8,375	Drawer Fronts: 20	1	22-3/8	16-1/2	2	70	125.0
		Drawer Shells: 20	2	22-3/8	16-1/2	3-1/8	70	
		Top/Cover: 18	2	22-3/8	16-1/2	4-1/8	70	
		Back: 20	1	22-3/8	16-1/2	6-3/8	70	
		Bottom/Sides: 18						



A.

B.

9-59701 ■ Red/Black

9-59601 ■ Black

9-59895 ■ Midnight Blue

C. Ball-Bearing 4-Drawer Intermediate Chest

- Fits under Craftsman® 26" wide, 12" and 16" deep chests and on 26" wide roll-aways



Overall Size (W x D x H)	Cubic Inches	Gauge of Steel	#	Drawers			Load Cap. lbs.	Wt. lbs.	
				W	D	H			
26-1/2 x 16 x 13-1/4	2,755	Drawer Fronts: 20	3	22-3/8	14-1/2	2	70	61.0	
		Drawer Shells: 20	1	22-3/8	14-1/2	3-1/8	70		
		Top: 20							
		Back: 20							
		Sides: 20							



C.

9-59703 ■ Red/Black

9-59603 ■ Black

9-59392 ■ Midnight Blue

D. Ball-Bearing 3-Drawer Intermediate Chest

- Fits under Craftsman® 12", 16" or 18" deep chests and on 26" wide roll-aways



Overall Size (W x D x H)	Cubic Inches	Gauge of Steel	#	Drawers			Load Cap. lbs.	Wt. lbs.	
				W	D	H			
26-1/2 x 17-3/4 x 13-3/8	3,394	Drawer Fronts: 20	1	22-3/8	16-3/8	2	70	61.0	
		Drawer Shells: 20	1	22-3/8	16-3/8	3-1/8	70		
		Top: 20	1	22-3/8	16-3/8	4-1/8	70		
		Back: 20							
		Sides: 20							



D.



A.

9-59702  Red/Black

9-59602  Black

9-59393  Midnight Blue

A. Ball-Bearing 6-Drawer Side Cabinet

• Fits with any Craftsman® 40" or 52" ball-bearing tool cart



Overall Size (W x D x H)	Cubic Inches	Gauge of Steel	#	Drawers			Load Cap. lbs.	Wt. lbs.
				W	D	H		
15-3/4 x 18 x 35-1/4	5,649	Drawer Fronts: 20	4	11-3/4	16-1/2	3-1/8	70	95.5
		Drawer Shells: 20	1	11-3/4	16-1/2	12-3/4	70	
		Top: 20	1	11-3/4	16-1/2	4-1/8	70	
		Back: 20						
		Sides: 18						



B.

9-2112 

B. Ball-Bearing 40" 7-Drawer Tool Chest

• Open chest height 29-1/2"
• Tote tray included



Overall Size (W x D x H)	Cubic Inches	Gauge of Steel	#	Drawers			Load Cap. lbs.	Wt. lbs.
				W	D	H		
40-1/2 x 12 x 19-1/2	6,975	Drawer Fronts: 24	1	22-3/8	10-3/4	2	50	100.0
		Drawer Shells: 20	1	22-3/8	10-3/4	3-1/8	50	
		Top/Cover: 20	2	22-3/8	10-3/4	4-1/8	50	
		Back: 20	2	11-3/4	10-3/4	4-1/8	50	
		Sides: 18	1	11-3/4	10-3/4	5-1/4	50	

C.

9-2113 

C. Ball-Bearing 40" 12-Drawer Tool Cart

• 5" x 2" casters with reinforcing caster channels
• 1,000 lbs. load rating



Overall Size (W x D x H)	Cubic Inches	Gauge of Steel	#	Drawers			Load Cap. lbs.	Wt. lbs.
				W	D	H		
41 x 18 x 40-3/4	16,416	Drawer Fronts: 24	4	22-3/8	16-1/2	3-1/8	50	230.0
		Drawer Shells: 20	1	22-3/8	16-1/2	4-1/8	50	
		Top: 18	2	22-3/8	16-1/2	6-3/8	50	
		Back: 20	2	11-3/4	16-1/2	3-1/8	50	
		Sides: 18	1	11-3/4	16-1/2	4-1/8	50	
			1	11-3/4	16-1/2	6-3/8	50	
			1	11-3/4	16-1/2	12-3/4	50	



D.

9-2106 

D. Ball-Bearing 26" 5-Drawer NASCAR® Tool Chest

• Open chest height 29-3/4"
• Tote tray included



Overall Size (W x D x H)	Cubic Inches	Gauge of Steel	#	Drawers			Load Cap. lbs.	Wt. lbs.
				W	D	H		
26 x 16 x 19-3/4	6,095	Drawer Fronts: 24	2	22-3/8	14-1/2	2	50	74.0
		Drawer Shells: 20	3	22-3/8	14-1/2	3-1/8	50	
		Top: 20						
		Back: 20						
		Sides: 18						

E.

9-2107 

E. Ball-Bearing 26" 5-Drawer NASCAR® Roll-Away

• 5" x 2" casters with reinforcing caster angles



Overall Size (W x D x H)	Cubic Inches	Gauge of Steel	#	Drawers			Load Cap. lbs.	Wt. lbs.
				W	D	H		
26-1/2 x 18 x 34-1/4	8,454	Drawer Fronts: 24	2	22-3/8	16-1/2	3-1/8	50	105.0
		Drawer Shells: 20	1	22-3/8	16-1/2	4-1/8	50	
		Top: 18	2	22-3/8	16-1/2	6-3/8	50	
		Back: 20						
		Sides: 18						

Tool Storage

Ball-Bearing ■

9-2108 ■

A. Ball-Bearing 26" 6-Drawer Tool Chest

- Open chest height 25-38"
- Tote tray included



Overall Size (W x D x H)	Cubic Inches	Gauge of Steel	#	Drawers			Load Cap. lbs.	Wt. lbs.
				W	D	H		
26 x 12 x 15-3/8	3,458	Drawer Fronts: 24	3	6-3/4	10-3/4	2	50	65.0
		Drawer Shells: 22	2	22-3/4	10-3/4	2	50	
		Top/Cover: 20	1	22-3/4	10-3/4	3-1/8	50	
		Back: 20						
		Sides: 18						



A.

9-2109 ■

B. Ball-Bearing 26" 4-Drawer Roll-Away

- 5" x 2" casters with reinforcing caster angles
- 750 lbs. load rating



Overall Size (W x D x H)	Cubic Inches	Gauge of Steel	#	Drawers			Load Cap. lbs.	Wt. lbs.
				W	D	H		
26-1/2 x 18 x 34-1/4	8,513	Drawer Fronts: 24	1	22-3/8	16-1/2	3-1/8	50	103.0
		Drawer Shells: 20	1	22-3/8	16-1/2	4-1/8	50	
		Top: 18	1	22-3/8	16-1/2	6-3/8	50	
		Back: 20	1	22-3/8	16-1/2	9-1/2	50	
		Sides: 18						



B.

9-2110 ■

C. Ball-Bearing 26" 4-Drawer Roll-Away

- Open chest height 33-1/2"
- Tote tray included



Overall Size (W x D x H)	Cubic Inches	Gauge of Steel	#	Drawers			Load Cap. lbs.	Wt. lbs.
				W	D	H		
26-1/2 x 16 x 19-1/4	6,095	Drawer Fronts: 24	2	22-3/8	14-1/2	3-1/8	50	79.0
		Drawer Shells: 20						
		Top/Cover: 20						
		Back: 20						
		Sides: 18						



C.

9-2111 ■

D. Ball-Bearing 26" 5-Drawer Roll-Away

- 5" x 2" casters with reinforcing caster angles
- 750 lbs. load rating



Overall Size (W x D x H)	Cubic Inches	Gauge of Steel	#	Drawers			Load Cap. lbs.	Wt. lbs.
				W	D	H		
26-1/2 x 18 x 34-1/4	8,454	Drawer Fronts: 24	2	22-3/8	16-1/2	3-1/8	50	118.0
		Drawer Shells: 20	1	22-3/8	16-1/2	4-1/8	50	
		Top: 18	2	22-3/8	16-1/2	6-3/8	50	
		Back: 20						
		Sides: 18						



D.



9-65348

A. 40" 7-Drawer Quiet Glide™ Tool Chest

- Open chest height 34-3/8"
- Full-width bottom drawer
- Tote tray included



Overall Size (W x D x H)	Cubic Inches	Gauge of Steel	#	Drawers			Load Cap. lbs.	Wt. lbs.
				W	D	H		
40-1/2 x 16 x 20-5/8	9,597	Drawer Fronts: 24	1	36-3/4	14-5/8	4-1/8	50	115.0
		Drawer Shells: 20	3	22-3/8	14-5/8	2	50	
		Top/Cover: 20	1	22-3/8	14-5/8	3-1/8	50	
		Back: 20	1	11-3/4	14-5/8	4-1/8	50	
			1	11-3/4	14-5/8	5-1/4	50	

9-65349

B. 40" 13-Drawer Quiet Glide™ Tool Cart

- 5" x 2" casters with reinforcing caster channels
- Full-width top drawer
- 750 lbs. load rating



Overall Size (W x D x H)	Cubic Inches	Gauge of Steel	#	Drawers			Load Cap. lbs.	Wt. lbs.
				W	D	H		
41 x 18 x 41-1/4	15,902	Drawer Fronts: 24	1	36-3/4	16-1/2	4-1/8	50	244.0
		Drawer Shells: 20	4	22-3/8	16-1/2	2	50	
		Top: 18	1	22-3/8	16-1/2	3-1/8	50	
		Back: 20	2	22-3/8	16-1/2	6-3/8	50	
			1	11-3/4	16-1/2	2	50	
			3	11-3/4	16-1/2	3-1/8	50	
			1	11-3/4	16-1/2	12-3/4	50	



9-65920

C. 40" 8-Drawer Quiet Glide™ Tool Chest

- Open chest height 33-1/2"
- Tote tray included



Overall Size (W x D x H)	Cubic Inches	Gauge of Steel	#	Drawers			Load Cap. lbs.	Wt. lbs.
				W	D	H		
40-1/2 x 16 x 19-3/4	9,434	Drawer Fronts: 24	3	22-3/8	14-5/8	2	50	115.0
		Drawer Shells: 20	1	22-3/8	14-5/8	3-1/8	50	
		Top/Cover: 20	1	22-3/8	14-5/8	4-1/8	50	
		Back: 20	2	11-3/4	14-5/8	4-1/8	50	
			1	11-3/4	14-5/8	5-1/4	50	

9-65921

D. 40" 14-Drawer Quiet Glide™ Tool Cart

- 5" x 2" casters with reinforcing caster channels
- 750 lbs. load rating



Overall Size (W x D x H)	Cubic Inches	Gauge of Steel	#	Drawers			Load Cap. lbs.	Wt. lbs.
				W	D	H		
41 x 18 x 41-1/4	16,362	Drawer Fronts: 24	6	22-3/8	16-1/2	3-1/8	50	243.0
		Drawer Shells: 20	1	22-3/8	16-1/2	4-1/8	50	
		Top: 18	1	22-3/8	16-1/2	6-3/8	50	
		Back: 20	4	11-3/4	16-1/2	3-1/8	50	
			1	11-3/4	16-1/2	4-1/8	50	
			1	11-3/4	16-1/2	12-3/4	50	

Tool Storage

Quiet Glide™ Storage Chests ■



A.



B.



C.



D.



Quiet Glide™ 26" Tool Chests ■ Mix and Match with Roll-Aways

■ All 26" chests shown fit all Craftsman® 26" roll-aways

Chest Features:

- Quiet Glide™ nylon-coated drawer slides with rubber bumpers
- Keyed locks
- Cover supports
- Recessed aluminum side handles

Gauge of Steel:

All drawer fronts are 24; all tops/covers, backs and bottoms are 20; and all sides are 18

Catalog #	Description	Overall Size (W x D x H)	Cubic Inches	Wt. lbs.	Drawer Dimensions	Width, Inches	Depth, Inches	Height Inches	Load Cap lbs.
9-65247 A.	6-Drawer Chest • Open chest height of 25-1/4" • Cover Rods • Locking Security Drawer • Gauge of Steel (Drawer Shell): 22	26 x 12 x 15-1/4	3,467	55.2	3 Drawers 2 Drawers 1 Drawer	6-3/4 22-3/8 22-3/8	10-3/4 10-3/4 10-3/4	2 2 3-1/8	35 35 35
9-2116 B.	10-Drawer Chest • Open chest height of 29-3/4" • Cover Rods • Locking Security Drawer • Gauge of Steel (Drawer Shell): 22	26 x 12 x 19-3/4	4,384	70.0	3 Drawers 1 Drawer 6 Drawers	22-3/8 22-3/8 6-3/4	10-3/4 10-3/4 10-3/4	2 3-1/8 2	35 35 35
9-65885 C.	10-Drawer Chest • Open chest height of 29-3/4" • Cover Rods • Locking Security Drawer • Gauge of Steel (Drawer Shell): 22	26 x 12 x 19-3/4	4,384	70.0	3 Drawers 1 Drawer 6 Drawers	22-3/8 22-3/8 6-3/4	10-3/4 10-3/4 10-3/4	2 3-1/8 2	35 35 35
9-65352 D.	12-Drawer Locking Drop Front Chest • Open chest height of 33-1/2" • Gauge of Steel (Drawer Shell): 20	26 x 16 x 19-3/4	5,866	98.6	9 Drawers 2 Drawers 1 Drawer	6-3/4 22-3/8 14-5/8	14-5/8 14-5/8 50	2 2	50 50
9-65246 E. (Not Shown)	6-Drawer Chest • Open chest height of 29-3/4" • Cover Rods • Locking Security Drawer • Gauge of Steel (Drawer Shell): 22	26 x 12 x 19-3/4	4,480	65.7	5 Drawers 1 Drawer	22-3/8 22-3/8	10-3/4 10-3/4	2 3-1/8	35 35
9-65248 F. (Not Shown)	8-Drawer Chest • Open chest height of 29-3/4" • Cover Rods • Locking Security Drawer • Gauge of Steel (Drawer Shell): 22	26 x 12 x 19-3/4	4,432	67.3	3 Drawers 4 Drawers 1 Drawer	6-3/4 22-3/8 22-3/8	10-3/4 10-3/4 10-3/4	2 2 3-1/8	35 35 35
9-65261 G. (Not Shown)	12-Drawer Chest • Open chest height of 29-3/4" • Cover Rods • Locking Security Drawer • Gauge of Steel (Drawer Shell): 22	26 x 12 x 19-3/4	4,335	72.0	9 Drawers 2 Drawers 1 Drawer	6-3/4 22-3/8 22-3/8	10-3/4 10-3/4 10-3/4	2 2 3-1/8	35 35 35
9-65912 H. (Not Shown)	12-Drawer Chest • Open chest height of 33-1/2" • Cover Rods • Locking Security Drawer • Gauge of Steel (Drawer Shell): 20	26 x 16 x 19-3/4	5,866	95.4	9 Drawers 2 Drawers 1 Drawer	6-3/4 22-3/8 22-3/8	14-5/8 14-5/8 14-5/8	2 2 3-1/8	50 50 50



Quiet Glide™ 26" Roll-Away Storage ■ Mix and Match with Roll-Aways

Features:

- Exclusive I-Frame® construction that is stronger than Craftsman® flat sided models.
- 750-lb. load rating (except 9-65903 with a 500-lb. load rating)
- Recessed aluminum side handle
- Reinforced caster angles

Gauge of Steel for all Roll-Away Carts:

- Drawer Fronts: 24
- Drawer Shells: 20
- Top: 18
- Back: 20
- Bottom/Sides: 18

Catalog #	Description	Overall Size (W x D x H)	Cubic Inches	Caster Size (in)	Wt. lbs.	Drawer Dimensions	Width, Inches	Depth, Inches	Height Inches	Load Cap lbs.
9-65903 A.	3-Drawer Roll-Away • Bulk storage panel of 23-3/8" x 18" x 12-5/8"	26-1/2 x 18 x 33-3/4	9,996	4-1/2 x 1-1/2	85.6	2 Drawers 1 Drawer	22-3/8 22-3/8	16-1/2 16-1/2	3-1/8 6-3/8	
9-65200 B.	5-Drawer Roll-Away	26-1/2 x 18 x 34-1/4	8,434	5 x 2	108.0	2 Drawers 1 Drawer 2 Drawers	22-3/8 22-3/8 22-3/8	16-1/2 16-1/2 16-1/2	3-1/8 4-1/8 6-3/8	50 50 50
9-65202 C. (Not Shown)	5-Drawer Roll-Away	26-1/2 x 18 x 34-1/4	8,374	5 x 2	112.0	4 Drawers 1 Drawer 1 Drawer	22-3/8 22-3/8 22-3/8	16-1/2 16-1/2 16-1/2	3-1/8 4-1/8 6-3/8	50 50 50
9-65201 D.	5-Drawer Roll-Away • Folding side shelf • Panel opening is 23-1/8" W x 10-5/8" H	26-1/2 x 18 x 41-1/4	10,507	5 x 2	124.5	1 Drawer 2 Drawers 1 Drawer 1 Drawer	22-3/8 22-3/8 22-3/8 22-3/8	16-1/2 16-1/2 16-1/2 16-1/2	2 3-1/8 4-1/8 6-3/8	50 50 50 50
9-65225 E. (Not Shown)	9-Drawer Roll-Away • Individual locking security drawer	26-1/2 x 18 x 41-1/4	10,618	5 x 2	142.0	1 Drawer 2 Drawers 1 Drawer 2 Drawers 2 Drawers 1 Drawer	22-3/8 22-3/8 22-3/8 22-3/8 10-5/8 10-5/8	16-1/2 16-1/2 16-1/2 16-1/2 16-1/2 16-1/2	2 3-1/8 4-1/8 6-3/8 2 4-1/8	50 50 50 50 50 50
9-65362 F.	11-Drawer Roll-Away	26-1/2 x 18 x 41-1/4	10,531	5 x 2	149.4	2 Drawers 2 Drawers 1 Drawer 4 Drawers	22-3/8 22-3/8 22-3/8 10-5/8	16-1/2 16-1/2 16-1/2 16-1/2	2 3-1/8 4-1/8 2	50 50 50 50
9-65913 G. (Not Shown)	11-Drawer Roll-Away • Folding side shelf	26-1/2 x 18 x 41-1/4	10,663	5 x 2	145.5	2 Drawers 2 Drawers 3 Drawers 1 Drawer	22-3/8 22-3/8 22-3/8 22-3/8	16-1/2 16-1/2 16-1/2 16-1/2	2 3-1/8 4-1/8 6-3/8	50 50 50 50

Tool Storage

Quiet Glide™ Side Cabinets and Intermediate Chests

9-65022

A. 6-Drawer Quiet Glide™ Side Cabinet

- Tumbler lock and internal drawer locking system with two keys
- Drawers fully extend for complete accessibility
- Can be mounted to either side of a roll-away (at least 40"H), mounting brackets included
- Not for use on 9-65200 or 9-65202



A.

Overall Size (W x D x H)	Cubic Inches	#	Drawers			Load Cap. lbs.	Wt. lbs.
			W	D	H		
15-3/4 x 18 x 35-1/4	5,649	4	11-3/4	16-1/2	3-1/8	35	77.0
		1	11-3/4	16-1/2	12-3/4	35	
		1	11-3/4	16-1/2	4-1/8	35	

9-65027

B. 4-Drawer Quiet Glide™ Side Cabinet

- Tumbler lock door with two keys
- Drawers fully extend for complete accessibility
- Can be mounted to either side of a roll-away, mounting brackets included
- Bulk storage area is 16-3/4" W x 10-1/4" D x 15" H



B.

Overall Size (W x D x H)	Cubic Inches	#	Drawers			Load Cap. lbs.	Wt. lbs.
			W	D	H		
17-3/4 x 10-1/2 x 29-1/4	4,070	4	13-3/4	9-1/2	2-3/4	35	47.0

9-65763

C. 2-Shelf Side Cabinet

- Mounts to either side of a roll-away or bolts to flat surface (bolts not included)
- Two steel shelves adjustable at 3" increments
- T-handle lock with two keys
- Bulk storage area is 16-3/4" W x 10-1/4" D x 26-3/4" H



C.

Overall Size (W x D x H)	Cubic Inches	Wt. lbs.
17-3/4 x 10-1/2 x 29-1/4	4,956	38.0

9-65142

D. 6-Drawer Quiet Glide™ Tool Caddy

- Attaches to either side of roll-away
- Tumbler lock, two keys



D.

Overall Size (W x D x H)	Cubic Inches	#	Drawers			Load Cap. lbs.	Wt. lbs.
			W	D	H		
7-7/8 x 12 x 15-1/8	868	6	6-3/4	10-3/4	2	35	23.5

A.



9-65030 ■

A. 18" Deep, 3-Drawer Intermediate Chest

• Fits under all 12", 16" and 18" deep Craftsman® chests and on all 26" wide Craftsman® roll-aways



Overall Size (W x D x H)	Cubic Inches	#	Drawers			Load Cap. lbs.	Wt. lbs.
			W	D	H		
26-1/2 x 18 x 13-1/4	3,394	1	22-3/8	16-3/8	2	50	54.0
		1	22-3/9	16-3/8	4-1/8	50	
		1	22-3/8	16-3/8	3-1/8	50	

B.



9-65144 ■

B. 16" Deep, 4-Drawer Intermediate Chest

• Fits under all 12" and 16" deep Craftsman® chests and on all 26" wide Craftsman® roll-aways



Overall Size (W x D x H)	Cubic Inches	#	Drawers			Load Cap. lbs.	Wt. lbs.
			W	D	H		
26-1/2 x 16 x 13-1/4	2,755	3	22-3/8	14-1/2	2	35	51.4
		1	22-3/8	14-1/2	3-1/8	35	

B.



9-65377 ■

C. 8-Drawer Machinist Chest

- Open chest height 29-3/4"
- Felt lined drawer inserts
- Individual locking security drawer



Overall Size (W x D x H)	Cubic Inches	Gauge of Steel	#	Drawers			Load Cap. lbs.	Wt. lbs.	
				W	D	H			
26 x 12 x 19-3/4	4,432	24	3	6-3/4	10-3/4	2	35	67.2	
			4	22-3/8	10-3/4	2	35		
			1	22-3/8	10-3/4	3-1/8	35		
			Back: 20						
			Sides: 18						

C.



9-65088 ■

D. 9-Drawer Machinist Roll-Away

- Four 5" x 2" casters
- 750 lbs. load rating



Overall Size (W x D x H)	Cubic Inches	Gauge of Steel	#	Drawers			Load Cap. lbs.	Wt. lbs.
				W	D	H		
26-1/2 x 18 x 40-3/4 w/casters	10,579	24	3	22-3/8	16-1/2	2	50	134.0
			4	22-3/8	16-1/2	3-1/8	50	
			1	22-3/8	16-1/2	4-1/8	50	
			1	22-3/8	16-1/2	6-3/8	50	
			Bottom/Sides: 18					

Tool Storage

Workbenches ■ Utility Carts

9-61899 ■

A. 7-foot, 7-Drawer Ball-Bearing Workbench with Deluxe Top

- Comfortable 37" work height
- Steel base with two banks of drawers
- 1-1/2" thick treated medium density fiberboard work surface with black banded edge
- Pegboard-pierced sides accept pegboard hooks (eight hooks included)
- Ball-bearing drawer slides
- Full-extension removable drawers
- Full-width aluminum drawer pulls
- Black baked enamel finish
- Open knee hole area



A.

Overall Size (W x D x H)	Cubic Inches	#	W	D	H	Overall Load Rating lbs.	Wt. lbs.
84 x 30 x 37	11,802	1	22-3/8	16-1/2	3	1,450	205.0
		2	22-3/8	16-1/2	4		
		1	22-3/8	16-1/2	9-1/2		
		2	11-3/4	16-1/2	4		
		1	11-3/4	16-1/2	12-3/4		

9-65013 ■

B. 5-foot, 7-Drawer Ball-Bearing Workbench

- Comfortable 37" work height
- 1-1/2" thick treated medium density fiberboard work surface with black banded edge
- Pegboard-pierced sides accept pegboard hooks (eight hooks included)
- Ball-bearing drawer slides
- Full-extension removable drawers
- Full-width aluminum drawer pulls
- Black baked enamel finish



B.

Overall Size (W x D x H)	Cubic Inches	#	W	D	H	Overall Load Rating lbs.	Wt. lbs.
60 x 24 x 37	11,802	2	22-3/8	16-1/2	4	1,450	140.0
		2	22-3/8	16-1/2	6-3/8		
		2	11-3/4	16-1/2	4		
		1	11-3/4	16-1/2	12-3/4		

Ball-Bearing Utility Carts ■

- GRIPLATCH® drawer latching system
- Ball-bearing drawer slides
- 5" x 2" casters (2 rigid, 2 swivel)
- Internal locking system
- Gas struts hold cover open
- Drawer liners included
- Built-in tool organization
- Bulk storage shelf
- Tubular locks
- Rubber bumpers
- Cover stiffener with Craftsman® emboss



C.



D.



E.

	C	D	E
Catalog #	9-59740	9-59756	9-59758
Description	3-Drawer Metal Utility Cart	4-Drawer Metal Utility Cart	3-Drawer Stainless Steel Utility Cart
Overall Size (W x D x H)	34 x 20-5/8 x 36-3/4	38-3/4 x 21-3/8 x 44	34 x 20-5/8 x 36-3/4
Finish	Black	Black	Stainless Steel (*drawer interiors are painted)
Drawer	2 Drawers	2 Drawers	2 Drawers
Dimensions	12-1/4 x 17-1/2 x 3-1/4	12-1/4 x 17-1/2 x 3-1/4	12-1/4 x 17-1/2 x 3-1/4
Drawer	1 Drawer	1 Drawer	1 Drawer
Dimensions	25-5/8 x 17-1/2 x 3-1/4	25-5/8 x 17-1/2 x 3-1/4	225-5/8 x 17-1/2 x 3-1/4
Drawer		1 Drawer	
Dimensions		25-5/8 x 17-1/2 x 5-1/4	
Load Rating	750 lbs.	1,000 lbs.	750 lbs.
Wt. lbs.	99.0	163.0	99.0



A.

9-65590

A. 40" Wide, 9-Drawer Work Center

- Top full-width drawer has ball-bearing slides; all other drawers have compound-action drawer slides
- Durable plastic top has molded-in storage compartments for small parts, beverage holder, extension cord hook, and two push handles
- 1/2" thick work surface measures 40" x 16"
- 5" x 2" casters (two locking)
- Tools not included



Overall Size (W x D x H)	Cubic Inches	#	Drawers			Load Cap. lbs.	Wt. lbs.
			W	D	H		
48 x 22-1/4 x 36-3/4	12,511	1	36-3/4	16-1/2	4-1/8	50	225.7
		1	22-3/8	16-1/2	2	50	
		3	22-3/8	16-1/2	3-1/8	50	
		1	22-3/8	16-1/2	6-3/8	50	
		1	11-3/4	16-1/2	2	50	
		1	11-3/4	16-1/2	3-1/8	50	
		1	11-3/4	16-1/2	12-3/4	50	



B.

F9-59126

B. Professional Floor Cabinet - Full Shelves



- Constructed of heavy-duty steel with platinum baked enamel finish
- Tubular frame provides stability, strength and adds aesthetic appeal
- Zero clearance doors allow the unit to be positioned flush against a wall or right next to another unit
- Door latching detent system with adjustable tension for easy opening and closing of doors includes sound-reducing bumpers
- 3" deep doors feature ten shelves which provide interior door storage
- Doors have keyed lock for added security
- Includes adjustable leveling feet on all four corners

Overall Size (W x D x H)	Cubic Inches	Wt. lbs.
36 x 21-1/2 x 67	43,683	160.0



C.

D.

9-65584

C. Chest/Roll-Away Lock Set

- Use to replace damaged locks or relock tool storage sets
- Allows one key to open your Chest/Roll-Away combination
- Use for Craftsman® Quiet Glide™ standard and ball-bearing 26" wide chests, roll-aways and intermediate chests
- Includes three locks (keyed alike) and three overmolded, reversible keys
- Wt. 0.5 lbs.

9-65587

D. 40" Chest/Tool Cart Lock Set

- Use to replace damaged locks or relock tool storage sets
- Allows one key to open your Chest/Tool Cart combination
- Use for Craftsman® Quiet Glide™ and ball-bearing 40" chests and tool carts
- Includes three locks (keyed alike) and three overmolded, reversible keys
- Wt. 0.5 lbs.



E.

E. Caster Sets

- Four casters; two swivel with brake and two rigid
- Features a chrome plated finish
- Mounting hardware included with instructions
- 6" x 2" casters are only for replacement of Craftsman® 6" x 2" casters or to upgrade Craftsman® 40" ball bearing mobile tool carts
- 5" x 2" casters are only for replacement of 5" x 2" casters or to upgrade 4-1/2" x 1-1/2" or 4" x 2" roll-aways (not for use with Craftsman Professional™ units)

Catalog #	Description	Dimensions	Wt. lbs.
9-65276	Plastic	5" x 2"	10.0
9-65207	Plastic	6" x 2"	15.0

Tool Storage

Tool Storage Accessories and Organizers ■ Top Mat and Drawer Liners

9-65417 ■

A. Foam Drawer Organizer

- Each package contains enough foam to organize three standard chest drawers or two standard roll-away drawers
- Includes two 22-1/4" W x 16-1/4" D x 1/2" H foam inserts, knife, two adhesive layout sheets and instructions
- Tools not included
- Wt. 0.7 lbs.



A.

9-65397 ■

B. Universal Drawer Divider System

- Enough dividers to organize three chest or two roll-away drawers
- No holes to drill
- Cut with utility knife or hacksaw
- Slots in foam portion of divider can hold up to 19 Craftsman® wrenches when positioned parallel
- Wt. 0.8 lbs.



B.

9-65278 ■

C. Drawer Divider System

- Contains 16 "T" connectors and four 16-1/4" "L" shaped dividers
- Organizes up to four drawers without cutting
- Cut for customized use
- Wt. 1.5 lbs.



C.

9-65660 ■

D. Extra-Thick Roll-Away Top Mat

- Protects against scratches
- Made of heavy-duty recycled rubber
- Cleans with soap and water
- Tools not included
- Measures 26-1/4" W x 17-3/4" D
- Tools not included
- Wt. 1.4 lbs.



D.

E. Premium Non-Slip Drawer Liners ■

- Premium vinyl polyester non-slip drawer liners
- Thick, non-skid open weave design pulls moisture away from tools, reducing corrosion

Catalog #	Description	# Sheets	Sheet Dimensions	Wt. lbs.
9-65522	Pre-Cut Chest Liner Set	6	22-1/8 W x 10-5/8 D	0.4
9-65524	Pre-Cut Roll-Away Liner Set	5	22-1/8 W x 16-3/8 D	0.4
9-65514	Liner Roll		22-1/8 W x 85-1/2 L	1.25



E.

F. Non-Slip Drawer Liners ■

- Vinyl polyester non-slip drawer liner; thinner version of premium liners
- Non-skid open weave design pulls moisture away from tools, reducing corrosion

Catalog #	Description	# Sheets	Sheet Dimensions	Wt. lbs.
9-65498	Pre-Cut Chest Liner Set	6	22-1/8 W x 10-5/8 D	0.4
9-65499	Pre-Cut Roll-Away Liner Set	5	22-1/8 W x 16-3/8 D	0.4



F.

G. Foam Drawer Liners ■

- Polyethylene foam drawer liners
- Protects drawer bottoms from scratches

Catalog #	Description	# Sheets	Sheet Dimensions	Wt. lbs.
9-65215	Pre-Cut Chest Liner Set	6	22-1/8 W x 10-5/8 D	0.4
9-65216	Pre-Cut Roll-Away Liner Set	5	22-1/4 W x 16-1/4 D	0.7
9-65502	Liner Roll		22-1/8 W x 85-1/2 L	1.25



G.



Industrial Tool Rolls ■

• 600 Denier nylon with vinyl backing. Reinforced edges and grommets for hanging.

	Catalog #	# Sleeves	Dimensions	Wt. lbs.
A.	9-1662	4	17 x 12-3/4	0.3
B.	9-1668	5	13 x 15	0.3
C.	9-1669	5	19 x 11-3/4	0.3
D.	9-1670	6	20 x 15-3/4	0.4
E.	9-1671	7	15-1/2 x 13-1/2	0.3
F.	9-1672	7	17-1/2 x 13-3/4	0.4
G.	9-1673	6	11 x 15-1/2	0.3
H.	9-1674	7	11 x 20-3/4	0.4
I.	9-1675	6	10 x 10-1/2	0.2
J.	9-1676	8	17 x 25-1/4	0.5
K.	9-1728	10	15 x 18-5/8	0.4
L.	9-1730	10	17 x 21-1/4	0.5
M.	9-1743	11	21 x 22	0.6
N.	9-1753	15	15 x 28-3/4	0.6
O.	9-1754	15	21 x 33-5/8	0.9
P.	9-1755	18	17 x 33-1/4	0.7
Q.	9-1768	19	14 x 25-3/4	0.5
R.	9-2104	14	19 x 29-1/2	0.7



9-65273 ■

S. Screwdriver Holder

- Holds up to 13 Craftsman® screwdrivers of various sizes
- Molded in handle and blade guard
- Not designed for use with Craftsman Professional™ or other large-handled screwdrivers
- Tools not included
- Wt. 0.7 lbs.



9-65272 ■

T. Wrench Holder

- Holds 12 Craftsman® wrenches securely in place
- Fits inside a 3"H drawer or mounts on wall
- Holds wrenches 1/4" through 1" or 6mm through 25mm
- Wt. 0.5 lbs.



9-47086 ■

U. Magnetic Tool Storage Mat, MagMat™

- 12" square flexible PVC mat embedded with compact, high-energy, super strong Neodymium Iron-Boron magnets
- Holds up to 20 lbs. of tools/other metal objects firmly on its non-abrasive surface
- Tools not included
- Wt. 0.8 lbs.


Tool Storage

Magnetic Storage, Socket Racks and Organizers ■

A. Steel Socket Carry Rack ■

- Vinyl-covered handle
- 1/4" rack holds 16 sockets; 3/8" and 1/2" racks hold 14 sockets
- Can be used for SAE or Metric sockets
- Racks are chrome plated
- Wt. 0.2 lbs.

Catalog #	Drive Size	Holds # Sockets	Overall Length
9-41333	1/4"	16	17"
9-41334	3/8"	14	17"
9-41335	1/2"	14	17"



B. Replacement Clips ■

- For socket carry racks above. Pkg of 10.

Catalog #	Drive Size	Overall Length
9-41336	1/4"	0.1
9-41337	3/8"	0.1
9-41338	1/2"	0.1

C. Plastic Socket Carry Rack ■

- Can be used for SAE or Metric sockets
- Wt. 0.15 lbs.

Catalog #	Drive Size	Holds # Sockets	Overall Length
9-41843	1/4"	15	15.4"
9-41844	3/8"	13	15.4"
9-41845	1/2"	13	15.4"



9-41849 ■

D. 3 Pc. Socket Rack Set

- Includes 9-41843, 9-41844, and 9-41845.



E. Replacement Clips ■

For socket carry racks above. Pkg of 5.

Catalog #	Drive Size	Wt. lbs.
9-41846	1/4"	0.06
9-41847	3/8"	0.06
9-41848	1/2"	0.06

9-65287 ■

F. 103 Pc. Socket Organizer

- Three plastic socket trays measuring 6-1/2"W x 8"D x 1/3"H
- Includes twenty-five 1/4", fifty 3/8" and twenty-five 1/2" drive socket pins
- Tools not included
- Wt. 0.8 lbs



9-65165 ■

G. Socket Organizer

- Socket organizers with size designations make it easy to organize and locate Craftsman® sockets
- Set consists of six standard and metric 1/4", 3/8" and 1/2" drive trays that can be converted to hold deep sockets by inserting included riser pins
- 1/2" trays - 10-3/4" W x 16" D; 3/8" trays - 7-3/8" W x 16" D; 1/4" trays - 3-3/8" W x 16" D
- High-impact plastic
- Wt. 3.3 lbs.





A.

Plastic Utility/Socket Box

- Open interior cavity
- Rugged construction provides optimal protection against harsh environment
- Split resistant plastic body and high-strength rust and corrosion proof hinge and latch
- Cover hinge keeps lid open for easy tool access



A. 9-65284 ■

- 12" x 5" x 2-1/4". For 1/4" sockets.
- Wt. 0.8 lbs.

B. 9-65117 ■

- 17" Long. For 3/8" sockets.
- Wt. 1.38 lbs.

C. 9-65119 ■

- 22" Long. For 1/2" Sockets.
- Wt. 2.5 lbs.



9-3067 ■

D. 3/4" Drive Socket Specialty Tool Box

- 27" Long. For 3/4" Sockets.
- Wt. 3.5 lbs.



E.

9-59212 ■

E. 20" Extra Deep Steel Tool Box

- Open chest height 15"
- Two drawbolt latches
- Tote tray

Overall Size		Gauge of Steel							Locking System	Wt. lbs.
(W x D x H)	Cubic Inches	Cover	Shell	Ends	Tray Type	Finish				
20 x 8-1/2 x 9-1/2	1,600	22	24	22	Steel	Black	Center Hasp	11.5		



F.



9-59200 ■

F. 18" Steel Tool Box

- Open chest height 15"
- Two drawbolt latches
- Tote tray

Overall Size		Gauge of Steel							Locking System	Wt. lbs.
(W x D x H)	Cubic Inches	Cover	Shell	Ends	Tray Type	Finish				
18 x 8 x 9	1,301	22	24	22	Steel	Black	Center Hasp	10		



G.

9-59241 ■

G. 24" Extra Heavy-Duty Steel Tool Box

- Open chest height 17"
- Two steel side handles
- Three drawbolt latches; one with padlock eye
- Tote tray included

Overall Size		Gauge of Steel							Locking System	Wt. lbs.
(W x D x H)	Cubic Inches	Cover	Shell	Ends	Tray Type	Finish				
24-1/4 x 9-1/2 x 9-1/2	2,169	20	20	18	Steel	Black		20.5		



H.



9-59216 ■

H. 30" Carpenter's Steel Tool Box

- Open chest height 16"
- Holds tools up to 29" long
- Has knockout plug for square, a clip for two handsaws
- Two steel side handles
- Two drawbolt latches; center hasp with padlock eye
- Tote tray included

Overall Size		Gauge of Steel							Locking System	Wt. lbs.
(W x D x H)	Cubic Inches	Cover	Shell	Ends	Tray Type	Finish				
30 x 8-1/2 x 9-1/2	2,401	20	22	22	Steel	Black		18.5		

Tool Storage

Tool Boxes ■ Portable Chests

9-59236 ■

A. Double Cover Heavy-Gauge Steel Cantilever Box

- Open chest height 20-1/2"
- Holds tools up to 17" long
- Cantilever trays, includes moveable dividers
- Two drawbolt latches; center hasp with padlock eye



A.

Overall Size (W x D x H)	Cubic Inches	Gauge of Steel			Tray Type	Finish	Wt. lbs.
		Cover	Shell	Ends			
18 x 10 x 13	1,610	22	20	20	Steel	Black	20.2



C.



E.



Portable Chests ■

- Compound action drawer slides
- Red/Black finish
- Two drawbolt latches; center hasp with padlock eye



	B	C	D	E
	9-65427	9-65337	9-65333	9-65508
Description	4-Drawer Portable Chest	3-Drawer Portable Chest	2-Drawer Portable Chest	3-Drawer Portable Chest
	• Open chest height 20-1/2"	• Open chest height 18-1/2"	• Open chest height 16"	Cover features 2 small divided parts bins with clear lids
Overall Size (W x D x H)	20-1/2 x 8-1/2 x 14-1/4	20-1/2 x 8-1/2 x 12	20-1/2 x 8-1/2 x 9-1/2	20-3/4 x 8-3/4 x 13-1/2
Cubic Inches	1,840	1,558	1,276	1,644
Gauge of Steel:				
Drawer Front	24	24	24	24
Drawer Shell	24	24	24	24
Top/Cover	22	22	22	22
Back	24	24	24	24
Bottom	24	24	24	24
Sides	20	20	20	20
# Drawers	4	3	2	3
Dimensions (W x D x H)	17-7/8 x 7-1/2 x 2-1/8	17-7/8 x 7-1/2 x 2-1/8	17-7/8 x 7-1/2 x 2-1/8	17-7/8 x 7-1/2 x 2-1/8
Finish	Red/Black	Red/Black	Red/Black	Red/Black
Locking System	Center Hasp	Center Hasp	Center Hasp	Center Hasp
Wt. lbs.	26.3	19.4	16.0	23.5

9-65628 ■

F. 3-Drawer Portable Chest

- Heavy-duty molded plastic shell with steel drawers
- Compound action drawer slides
- Comfort grip handle
- Molded-in side handles
- Heavy-duty draw bolt latches
- Rugged construction of impact resistant plastic



F.

Overall Size (W x D x H)	Cubic Inches	#	W	Drawers D	H	Wt. lbs.
23 x 10-1/2 x 13-3/8	1,788	3	17-1/2	7-3/8	2-1/8	15.6

A.



D.



E.



Durable Plastic Hand Boxes ■

- Removable plastic tote tray
- Metal drawbolt/s with padlock eye



	A	B	C	D	E
	9-59326	9-59423	9-59320	9-59317	9-65431
Description	Professional 26" Wide Plastic Hand Box	Professional 23" Wide Plastic Hand Box	20" Wide Plastic Hand Box	17" Wide Plastic Hand Box	17" Wide Plastic Hand Box
	<ul style="list-style-type: none"> • Overmolded handle • Metal latches with padlock eye on each latch • Two removable organizers with clear poly-carbonate covers 	<ul style="list-style-type: none"> • Overmolded handle • Metal latches with padlock eye on each latch • Two removable organizers with clear poly-carbonate covers 	<ul style="list-style-type: none"> • Plastic comfort-grip handle • Small parts storage on cover 	<ul style="list-style-type: none"> • Plastic comfort-grip handle • Small parts storage on cover 	<ul style="list-style-type: none"> • Gold plastic bottom tub with black lid • Plastic comfort-grip handle • Black metal drawbolt latch with padlock eye
Overall Size (W x D x H)	26 x 10-1/2 x 10	23 x 10-1/2 x 10	20 x 9-1/4 x 9	17 x 9-1/4 x 9	17 x 9-1/4 x 9
Cubic Inches	2,561	1,911	1,116	775	1,415
Finish	Red with black lid	Red with black lid	Black with red lid	Black with red lid	Gold with black lid
Metal Drawbolts	2	2	2	1	1
Cover Hinge	Full Steel	Full Steel	Full Steel	Full Steel	Full Steel
Tray Type	Plastic	Plastic	Plastic	Plastic	Plastic
Tray Dimensions	25 x 9 x 3-1/2	22-1/4 x 9 x 3-1/2	19-1/4 x 7-1/4 x 2-3/4	16-1/4 x 7-1/4 x 2-3/4	
Wt. lbs.	7.5	6.0	4.5	3.7	3.7

F.



9-59627 ■ F. Sit/Stand/Tote Truck

- Telescoping handle provides pulling height of 36"
- 5" wheels
- Large bottom tub for bulk storage and one large removable tote
- Two side latches that can be locked with a padlock (not included)

Overall Size (W x D x H)	Cubic Inches	Wt. lbs.
25 x 17-1/2 x 18	5,081	16.2

G.



9-59154 ■ G. 18" Contractor Case with Casters

- Recessed 38-1/2" telescoping handle with 1-touch button release
- 3" in-line ball-bearing wheels with wide base for stability
- Wing pallet set holds up to 70 hand tools
- Drawbolt latch with padlock eye

Overall Size (W x D x H)	Wt. lbs.
18 x 15 x 12	19.2

Tool Storage

Tote Truck and Military Cases ■ Tool Bags and Holders

9-95181 ■

A. 25" Military-Ready Master Mechanic Tool Cart

- Heavy-duty aluminum frame with full gaskets
- Polyethylene shell can withstand temperatures of -40 to 185 degrees
- Telescoping handle
- Bottom removable pallet holds 21 tools and includes 3 clear pouches
- Hinged top pallet holds 53 tools
- 3" skate wheels
- Padlock hasps accommodate TSA locks

Overall Size (W x D x H)	Wt. lbs.
25 x 15 x 12	22.0



9-95248 ■

B. 31" Military-Ready Tool Cart

- Heavy-duty aluminum frame with full gaskets
- Polyethylene shell can withstand temperatures of -40 to 185 degrees
- Telescoping handle
- Hinged pallet set holds up to 100 mechanic tools
- 3" in-line ball bearing wheels
- Padlock hasps accommodate TSA locks
- Features three clear storage pouches, quarter-turn butterfly latches, and spring loaded handles

Overall Size (W x D x H)	Wt. lbs.
31 x 15 x 13	28.5



9-48345 ■

C. 14" Professional Rolling Tool Bag

- Open design for quick access
- Constructed of heavy-duty 600D Toughwear™ material
- Oversized wheels provide higher ground clearance
- Retractable locking handle system
- Tools not included
- Wt. 7.6 lbs.



9-40942 ■

D. 16" Tool Bag

- Wide mouth opening
- All weather, durable heavy duty construction, wraparound rubber base
- 19 pockets - 5 inside, 8 outside, and 6 inside mesh pockets - padded interior
- Heavy-duty polyester construction, water, tear and abrasion resistant
- Durable rubber bottom resists water and wear
- Tools not included
- Wt. 3.79 lbs.





A.

9-40411

A. 21 Pocket Tool Bag

- Carpenter bag with 8 exterior pockets and 13 interior pockets
- Heavy duty zippered top for security and easy access to large interior
- Padded web carrying handles and shoulder strap
- Canvas construction
- Tools not included
- Wt. 2.0 lbs.



B.

9-48343

B. 11 Pocket 8" Electrician's Tool Tote

- Adjustable shoulder strap
- Numerous smaller pockets/tool loops keep items organized
- Rubber bottom for protection from wear and tear
- Large main compartment with dividers and slots
- Constructed of heavy-duty 600D Toughwear™ material
- Tools not included
- Wt. 2.8 lbs.




C.

9-48342

C. 36 Pocket Bucket Tool Organizer

- Designed to fit most standard 3-1/2 to 5 gallon buckets
- 36 outside pockets to organize a wide range of tools and accessories
- Made with 600D Toughwear™
- Fold-in design allows for bulk storage inside bucket
- Tools not included
- Wt. 0.75 lbs.




D.

9-40522

D. Leather Double Nail/Tool Apron

- Extra thick top grain saddle leather, oil tanned for weather resistance
- Reinforced with rivets for superior durability
- Adjustable 2" leather/cotton belt
- Center pockets for tapes, nails, or other tools
- 6 smaller pockets fits pliers, nail sets, etc., 4 main nail and tool pockets
- Leather combination square holder
- Tools not included
- Wt. 2.0 lbs.



E.

9-40487

E. Electrician's Tool Pouch

- Heavy duty saddle leather
- Rivet reinforced to add strength
- One main pocket, two side pockets, two side tool holders, three front pockets
- 2" wide belt slots
- Metal snap. Size 7" x 9-3/4"
- Tools not included
- Wt. 1.5 lbs.

Tool Storage

Tool Holders ■

9-40527 ■

A. Professional 9-Pocket Electrician's Tool Pouch

- Three pocket main storage area, three front pockets, three side pockets
- Holder for small tape
- T-chain holder, hammer loop, metal snap hook
- 2-1/2" tunnel belt loop
- Extra thick top-grain oil tanned saddle leather
- Tools not included
- Wt. 1.0 lbs.



9-40414 ■

B. Professional 10-Pocket Tool & Fastener Pouch


- 4 main nail and tool pockets, 6 smaller pockets
- 2 steel hammer loops
- Four-tier design allows for easy separation of tools and fasteners
- Constructed of 1000D Toughwear™
- Double-wall construction and reinforced stress points
- Tools not included
- Wt. 1.2 lbs.



9-40463 ■

C. General Purpose Tool Pouch

- 3 pocket general purpose tool pouch, rivet reinforcement for strength
- 2 side tool slots for extra tool storage
- Select top grain saddle leather
- Tools not included
- Wt. 0.3 lbs.



9-40464 ■

D. Tool Pouch

- Single pocket tool pouch
- Select top grain saddle leather
- 3" belt loop slot
- Tools not included
- Wt. 0.2 lbs.



9-48467 ■

E. Professional Tape Holder

- Fits most tapes up to 30'
- Extra thick full-grain oil tanned saddle leather
- Tools not included
- Wt. 0.2 lbs.





9-40467 ■

A. Pliers Holder


- Constructed of tough saddle leather
- "V" tapered pocket, closed end design
- 2-3/4" wide belt slot
- Rivet reinforced for extra strength
- Tool not included
- Wt. 0.2 lbs.



9-40491 ■

B. Knife Holder

- Constructed of tough saddle leather
- Large molded pockets hold utility or tile cutting knife
- Pockets stitched and rivet reinforced for extra strength
- 2" tunnel belt loop
- Tool not included
- Wt. 0.2 lbs.



9-40455 ■

C. Hammer Holder

- Heavy duty saddle leather back
- Steel hammer loop
- Double rivet reinforced
- 2-1/4" wide belt slots
- Tool not included
- Wt. 0.24 lbs.



D. Professional 3-Inch Wide Oil Tanned Top Grain Saddle Leather Belt

9-40627 ■

- Fits waists 27" - 42"
- Riveted-on buckle and loop; nickel plated steel roller style buckle
- Wt. 0.9 lbs.

9-40626 ■

- Fits waists 33" - 46"
- Riveted-on buckle and loop; nickel plated steel roller style buckle
- Wt. 0.92 lbs.



9-40471 ■

E. Cotton Web Belt

- 2-1/4" wide cotton belt with debris quick release buckle
- Fits 20" to 48" waist
- Wt. 0.46 lbs.



9-40470 ■

F. Nylon Web Belt

- 2" Wide
- Fits 28" to 46" waist
- Quick release plastic buckle
- Wt. 0.36 lbs.



9-40472 ■

G. Leather Belt

- 2" wide select top grain embossed saddle leather with nickel plated steel rollover style buckle
- Fits waist 29" to 48"
- Wt. 0.7 lbs.

Tool Storage

Gang Boxes ■ Truck Boxes

■ You can be confident that your tools and equipment are secure in a Craftsman® Gang Box featuring the new patent pending Site-Vault™ Locking System and EZ-Loader™ Skid Bolster. Site-Vault™ Locking System is nearly 50% stronger than competitive lock systems. The EZ-Loader™ Skid Bolster is fork-lift accessible from all sides and provides superior strength and durability. Choose from two sizes of Craftsman® Gang Boxes to accommodate all your storage needs. Padlocks not included.

A. Gang Boxes ■

- Deep recessed Grip Rite™ lid channels reinforce lid and provide a convenient grip especially when wet or wearing gloves
- Site-Vault™ Locking System features 3-point lock engagement providing nearly 50% more strength than competitive lock systems.
- Reflective fluorescent orange tape indicates when the chest is unlocked.
- Bolt cutter proof padlock housing.
- EZ-Loader™ Skid Bolster is constructed of a one piece 7 gauge steel with reinforced corner notches and embossed bottom.
- Bolsters are fully welded to the base of the box
- Caster install with 5/16" self-tapping bolts



A.

Catalog # (W x D x H)	Overall Size Cubic Ft.	Usable lbs.	Wt.
F9-3065	36 x 20 x 23-3/4	5.8	98.0
F9-3066	48 x 24 x 27-3/4	15.4	148.0



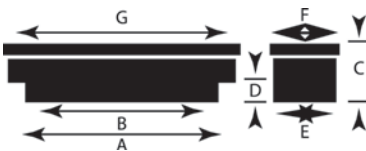
B. F28-76004 ■ Aluminum Fullsize Truck Box

C. F28-76005 ■ Aluminum Compact Truck Box

- Aluminum single lid truck boxes. Welded divider creates storage bin on end. High-strength body walls. New adjustable heavy-duty lid striker assembly is designed to withstand years of rugged service. Provides superior security. New Live Cell® weather stripping prevents water penetration during storms or when washed. Sliding tray provides convenient access and storage for hand tools or parts.
- High-strength body design resists cargo damage and protects lock system for years of use.
- Dual Posi-Lift™ gas springs automatically raise the lid when it is unlatched.
- Soft Live Cell® Weather stripping molds around aluminum body to seal out water and dust.
- New leak-proof stainless steel paddle handle.
- Rugged 4-compartment injection molded sliding tray provides access and storage

Catalog #	Description	A	B	C	D	E	F	G	Usable Cu. Ft.	Shipping Wt. lbs.
F28-76004	Full Size	70-1/8	60-1/8	14-1/4	9	20-1/4	20-7/8	71	9.2	53.5
F28-76005	Compact	60-1/8	50-1/8	11-1/4	6	20-1/4	20-7/8	61	6.1	44.5

Dimensions shown in inches.



FITMENT

F28-76004 ■

Fits Fullsize Ford, Chevrolet, Dodge, GMC, Nissan Titan Short and Toyota Tundra Short and Long Wheelbase Wide Bed Trucks, 1967 to current.

F28-76005 ■

Fits Chevrolet S-10, Ford Ranger, GMC S-15 and Sonoma, Dodge D-50, Toyota, Nissan, Mazda and all Compact Long and Short Wheelbase Trucks except Volkswagen. Also, fits Dodge Sportsides and pre-'92 Ford Flaresides.



B.



High-strength body design resists cargo damage and protects lock system for years of use.



Dual Posi-Lift™ gas springs automatically raise the lid when it is unlatched.



Soft Live Cell® Weather stripping molds around aluminum body to seal out water and dust.



New leak-proof stainless steel paddle handle.



Rugged 4-compartment injection molded sliding tray provides access and storage.

Tool Sets

2



Tool Sets

Professional Tool Sets ■

Craftsman Professional™ Tool Sets

Each set builds upon our 300 Pc. Professional Tool Set (Module #1). There are seven additional add-on modules plus one industrial add-on set. Buy all nine sets to get the latest tools without duplication!

Pro Tool Sets	Piece Count	9-33300 Module #1 A	9-33198 Module #2 B	9-35189 Module #3 C	9-33204 Module #4 D	9-35106 Module #5 E	9-35086 Module #6 F	9-35183 Module #7 G	9-35079 Module #8 H	9-1778 Industrial Add-on Set I
9-3068	1,298 Pc.	X	X	X	X	X	X	X	X	X
9-33093	1,246 Pc.	X	X	X	X	X	X	X	X	
9-35184	1,169 Pc.	X	X	X	X	X	X	X		
9-33091	1,086 Pc.	X	X	X	X	X	X			
9-35997	997 Pc.	X	X	X	X	X				
9-33891	891 Pc.	X	X	X	X					
9-34678	687 Pc.	X	X	X						
9-33498	498 Pc.	X	X							



A.

9-33300 ■ Module #1



A. 300 Pc. Professional Tool Set

Contains

- 168 Sockets
- 19 Drive Tools
- 53 Wrenches
- 6 Screwdrivers
- 54 Additional Tools

Wt. 60.5 lbs.

For complete list of contents, see page 226



B.

9-33198 ■ Module #2



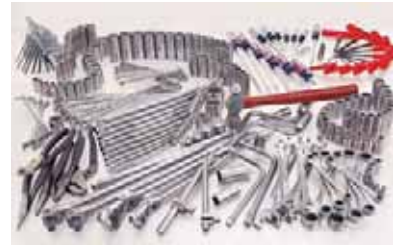
B. 198 Pc. Advanced Essentials Tool Set

Contains

- 84 Sockets
- 8 Drive Tools
- 60 Wrenches
- 9 Screwdrivers
- 37 Additional Tools

Wt. 50.9 lbs.

For complete list of contents, see page 227



C.

9-35189 ■ Module #3



C. 189 Pc. Specialized Essentials Professional Tool Set

Contains

- 102 Sockets
- 10 Drive Tools
- 39 Wrenches
- 5 Pliers
- 14 Screwdrivers
- 19 Additional Tools

Wt. 70.8 lbs.

For complete list of contents, see page 228



D.

9-33204 ■ Module #4



D. 204 Pc. Advanced Access Professional Tool Set

Contains

- 37 Flex Sockets
- 8 Drive Tools
- 67 Wrenches
- 10 Screwdrivers
- 82 Additional Tools

Wt. 32.0 lbs.

For complete list of contents, see page 229



E.

9-35106 ■ Module #5



E. 106 Pc. Advanced Professional Tool Set

Contains

- 9 Drive Tools
- 56 Wrenches (53 Full Polish)
- 22 Professional Screwdrivers
- 19 Additional Tools

Wt. 51.0 lbs.

For complete list of contents, see page 230



F.

9-35086 ■ Module #6



F. 89 Pc. Specialized Access Professional Tool Set

Contains

- 11 Drive Tools
- 51 Wrenches (47 Full Polish)
- 14 Professional Pliers
- 3 Specialty Tools

Wt. 45.0 lbs.

For complete list of contents, see page 231



G.

9-35183 ■ Module #7



G. 83 Pc. Full Polish Ratcheting Tool Set

Contains

- 39 Drive Tools
- 64 Ratcheting Wrenches
- 16 Wrench Sockets

Wt. 24.9 lbs.

For complete list of contents, see page 231



H.

9-35079 ■ Module #8



H. 77 Pc. Heavy-Duty Mechanics Tool Set

Contains

- 39 Sockets
- 7 Drive Tools
- 25 Wrenches
- 6 Additional Tools

Wt. 110.0 lbs.

For complete list of contents, see page 232



I.

9-1778 ■



I. 152 Pc. Industrial Add-on Set

Contains

- 16 Sockets
- 11 Wrenches
- 4 Clamps
- 9 Cutting Tools
- 2 Measuring Tools
- 79 Taps and Dies
- 3 Hammers
- 28 Additional Tools

Wt. 45.3 lbs. - Carton

For complete list of contents, see page 167

Create your ultimate tool set by adding these Specialty Sets.



J.

9-34130 ■



J. 130 Pc. Professional Impact Tool Set

Contains

- 120 Sockets (34 Swivel Sockets)
- 10 Drive Tools

Wt. 60.7 lbs.

For complete list of contents, see page 194



K.

9-35098 ■



K. 94 Pc. Auto Specialty Tool Set

Contains

- 23 Brake Tools
- 32 Engine Tools
- 17 Tune Up/Testing Tools
- 9 Battery, Hose and Pipe Tools
- 8 Shock, Bearing, Hub and Axle Tools
- 5 Additional Tools

Wt. 63.5 lbs.

For complete list of contents, see page 201

Tool Sets

Professional Tool Sets ■



9-33446 ■



A. 521 Pc. Mechanic's Tool Set

Contains

- 305 Sockets
- 90 Wrenches
- 26 Drive Tools
- 31 Screwdrivers & Nutdrivers
- 69 Additional Tools

Wt. 125.0 lbs. - Carton

For complete list of contents, see page 186



9-33256 ■



B. 462 Pc. Mechanic's Tool Set

Contains

- 263 Sockets
- 113 Wrenches
- 15 Drive Tools
- 71 Additional Tools

Wt. 73.0 lbs. - Carton

For complete list of contents, see page 179

9-33325 ■




C. 399 Pc. Mechanic's Tool Set

Contains

- 216 Sockets
- 70 Wrenches
- 22 Drive Tools
- 31 Screwdrivers & Nutdrivers
- 60 Additional Tools

Wt. 80.0 lbs. - Carton

For complete list of contents, see page 183



9-36393 ■



D. 393 Pc. Mechanic's Tool Set

Contains

- 246 Sockets
- 76 Wrenches
- 23 Drive Tools
- 48 Additional Tools

Wt. 62.5 lbs. - Carton

For complete list of contents, see page 203



Tool Sets

Professional Tool Sets ■



9-34178 ■



A. 338 Pc. Mechanic's Tool Set

Contains

- 190 Sockets
- 62 Wrenches
- 13 Drive Tools
- 20 Screwdrivers & Nutdrivers
- 53 Additional Tools

Wt. 43.0 lbs. - Carton

For complete list of contents, see page 195



9-33255 ■



B. 309 Pc. Mechanic's Tool Set

Contains

- 183 Sockets
- 68 Wrenches
- 12 Drive Tools
- 46 Additional Tools

Wt. 43.0 lbs. - Carton

For complete list of contents, see page 177

9-33309 ■

C. 310 Pc. Mechanic's Tool Set

Contains

- 168 Sockets
- 17 Drive Tools
- 59 Wrenches
- 66 Additional Tools

Wt. 43.1 lbs. - Carton

For complete list of contents, see page 181



9-1779 ■



D. 287 Pc. Mechanic's Tool Set

Contains

- 182 Sockets
- 41 Wrenches
- 8 Drive Tools
- 56 Additional Tools


Wt. 43.2 lbs. - Carton

For complete list of contents, see page 167



Tool Sets

Professional Tool Sets ■



9-1780 ■



A. 265 Pc. Standard Mechanic's Tool Set

Contains

- 155 Sockets
- 30 Wrenches
- 29 Drive Tools
- 51 Additional Tools

Wt. 62.6 lbs. - Carton

For complete list of contents, see page 168



9-1800 ■



B. 263 Pc. Metric Mechanic's Tool Set

Contains

- 153 Sockets
- 30 Wrenches
- 29 Drive Tools
- 51 Additional Tools

Wt. 56.94 lbs. - Carton

For complete list of contents, see page 170

9-33573 ■



C. 266 Pc. Metric Mechanic's Tool Set

Contains

- 155 Sockets
- 61 Wrenches
- 6 Drive Tools
- 44 Additional Tools

Wt. 31.4 lbs. - Carton

For complete list of contents, see page 189



9-33354 ■



D. 254 Pc. Mechanic's Tool Set

Contains

- 156 Sockets
- 26 Wrenches
- 9 Drive Tools
- 63 Additional Tools

Wt. 35.8 lbs. - Blow Molded Case with Drawers

For complete list of contents, see page 185



9-33246 ■



E. 246 Pc. Mechanic's Tool Set

Contains

- 152 Sockets
- 26 Wrenches
- 8 Drive Tools
- 60 Additional Tools

Wt. 29.0 lbs. - Carton

For complete list of contents, see page 176



Tool Sets

Professional Tool Sets ■



9-46403 ■



A. 214 Pc. Mechanic's Tool Set

Contains

- 94 Sockets
- 52 Wrenches
- 25 Drive Tools
- 43 Additional Tools

Wt. 51.0 lbs. - Carton

For complete list of contents, see page 209



9-34179 ■



B. 215 Pc. Mechanic's Tool Set

Contains

- 114 Sockets
- 40 Wrenches
- 11 Drive Tools
- 50 Additional Tools

Wt. 35.8 lbs. - Carton

For complete list of contents, see page 197

9-46572 ■



C. 213 Pc. Mechanic's Tool Set

Contains

- 126 Sockets
- 19 Wrenches
- 5 Drive Tools
- 63 Additional Tools

Wt. 35.8 lbs. - Blow mold case

For complete list of contents, see page 210



9-33999 ■



D. 200 Pc. Full Polish Mechanic's Tool Set

Contains

- 125 Sockets
- 51 Wrenches
- 14 Drive Tools
- 10 Additional Tools

Wt. 45.7 lbs. - Carton

For complete list of contents, see page 192



9-34954 ■



E. 180 Pc. 3/8" Drive Standard/Metric Socket Wrench Set

Contents

- 74 Sockets
- 39 Wrenches
- 5 Drive Tools
- 62 Additional Tools

Wt. 15.5 lbs. - Carton

For complete contents listing, see page 200



Tool Sets

Professional Tool Sets ■



9-33870 ■



A. 170 Pc. Mechanic's Tool Set

Contains

- 126 Sockets
- 23 Wrenches
- 7 Drive Tools
- 14 Additional Tools

Wt. 30.0 lbs. - Carton

For complete list of contents, see page 191



9-35155 ■



B. 155 Pc. Mechanic's Tool Set

Contains

- 94 Sockets
- 12 Wrenches
- 5 Drive Tools
- 44 Additional Tools

Wt. 19.1 lbs. - Blow Mold Case

For complete list of contents, see page 202



9-46573 ■



C. 154 Pc. Mechanic's Tool Set

Contains

- 105 Sockets
- 12 Wrenches
- 5 Drive Tools
- 32 Additional Tools

Wt. 30.0 lbs. - Blow Mold Case

For complete list of contents, see page 211

9-33141 ■

D. 140 Pc. Standard Mechanic's Tool Set

9-33941 ■

E. 140 Pc. Metric Mechanic's Tool Set (not shown)

Contains

- 63 Sockets
- 30 Wrenches
- 11 Drive Tools
- 36 Additional Tools

Wt. 23.7 lbs. - Carton

For a complete list of contents for 9-33141 see page 175. For a complete list of contents for 9-33941 see page 192.



9-33122 ■

F. 122 Pc. Mechanic's Tool Set

Contains

- 82 Sockets
- 4 Wrenches
- 5 Drive Tools
- 31 Additional Tools

Wt. 23.7 lbs. - Carton

For complete list of contents, see page 175



9-33596 ■



G. 96 Pc. Mechanic's Tool Set

Contains

- 59 Sockets
- 2 Wrenches
- 4 Drive Tools
- 31 Additional Tools

Wt. 23.7 lbs. - Blow Mold Case

For complete list of contents, see page 190



Tool Sets

Professional Tool Sets ■



9-46379 ■

A. 88 Pc. Metric Mechanic's Tool Set

9-46378 ■

B. 88 Pc. Standard Mechanic's Tool Set
(not shown)

Contains

- 37 Sockets
- 16 Wrenches
- 9 Drive Tools
- 26 Additional Tools

Wt. 9-46379 - 12.0 lbs. - Carton

Wt. 9-46378 - 12.8 lbs. - Carton

For complete list of contents for 9-46379
and 9-46378, see page 208



9-33285 ■

C. 79 Pc. Mechanic's Large Size Tool Set

Contains

- 46 Sockets
- 24 Wrenches
- 2 Pliers
- 7 Drive Tools

Wt. 45.7 lbs. - Carton

For complete list of contents, see page 181



9-34083 ■

D. 83 Pc. Mechanic's Tool Set

Contains

- 42 Sockets
- 4 Wrenches
- 3 Drive Tools
- 34 Additional Tools

Wt. 45.7 lbs. - Carton

For complete list of contents, see page 194



9-C1010 ■



E. 136 Pc. General Mechanic's Tool Kit

9-C1011 ■

F. 158 Pc. General Mechanic's Tool Kit with Multi Capable Maintainer's Tool Kit (GMTK with MCM Components)

Contains

- Heavy-duty tool chest with insulated double wall design
- Telescoping handle
- Durable wheels with wide wheelbase for easy transport
- Heavy-duty piano-hinge for the top and 1/4" rod for front panel
- Locking personal security compartment, single easy-open front latch
- Foam tool holders secure tools in place and enable quick identification of missing tools, removable drawers
- Exterior chest dimensions: 24" L x 15" W x 18" H

Wt. 30.0 lbs. - Carton

For a complete list of contents for 9-C1010 see page 224. For a complete list of contents for 9-C1011 see page 225.



9-200550



C. 248 Pc. Advanced Auto Body Tool Set

APPLICATION:

For student or apprentice auto body repair training

Not all tools are Craftsman® Branded

For complete list of contents, see page 217



9-200497 ■



D. 205 Pc. Basic/Auto Diesel Tool Set

APPLICATION:

Instruction to auto, diesel, and construction equipment

Not all tools are Craftsman® Branded

For complete list of contents, see page 213



Tool Sets

Professional Tool Sets ■



9-200499 ■



A. 347 Pc. Advanced Auto Diesel Tool Set

APPLICATION:

Student/apprentice auto and diesel technology training

Not all tools are Craftsman® Branded

For complete list of contents, see page 215



9-200560 ■



B. 428 Pc. Professional Auto Tool Set

APPLICATION:

For work force and professional training

Not all tools are Craftsman® Branded

For complete list of contents, see page 218

9-200562 ■



C. 406 Pc. Professional Diesel Tool Set

APPLICATION:

For work force and professional training
 Not all tools are Craftsman® Branded
 For complete list of contents, see page 221



9-33062 ■

D. 62 Pc. Basic Small Engine Repair Tool Set

APPLICATION:

For work force and professional training
 Not all tools are Craftsman® Branded
 For complete list of contents, see page 174



Tool Sets

Professional Tool Sets ■



9-800117 ■



A. 15 Pc. Brake/Front End Tool Set

APPLICATION:

For adjustment and replacement of brake and front end components

Not all tools are Craftsman® Branded

For complete list of contents, see page 224



9-41206 ■

B. 96 Pc. Basic Field Technician Tool Set

APPLICATION:

Maintenance and repair of machine and equipment at remote locations

Not all tools are Craftsman® Branded

For complete list of contents, see page 207



9-41203 ■

C. 145 Pc. Basic Field Technician Tool Set

APPLICATION:

Maintenance and repair of machine and equipment at remote locations

Not all tools are Craftsman® Branded

For complete list of contents, see page 207

9-41200 ■

D. 235 Pc. Basic Field Technician Tool Set

APPLICATION:

Maintenance and repair of machine and equipment at remote locations

Not all tools are Craftsman® Branded

For complete list of contents, see page 205



9-200461 ■



E. 125 Pc. Advanced HVAC Tool Set

APPLICATION:

Intermediate HVAC training

Not all tools are Craftsman® Branded

For complete list of contents, see page 213



Tool Sets

Professional Tool Sets ■



9-200445 ■



A. 61 Pc. Basic HVAC Tool Set

APPLICATION:

Introduction to HVAC training

Not all tools are Craftsman® Branded

For complete list of contents, see page 212



9-200356 ■



B. 73 Pc. Basic Aviation Tool Set

APPLICATION:

Introduction to Aviation training

Not all tools are Craftsman® Branded

For complete list of contents, see page 212

9-200583 ■



C. 159 Pc. Advanced Aviation Tool Set

APPLICATION:

For student training and apprentice aviation maintenance and repair

Not all tools are Craftsman® Branded

For complete list of contents, see page 223



9-2124 ■



D. 158 Pc. Standard Basic Industrial Maintenance Tool Set

For complete list of contents, see page 172



Tool Sets

Professional Tool Sets ■



9-2155 ■



**A. 113 Pc. 12 Pt. Metric
Accessory Set**

For complete list of contents, see page 173



9-2150 ■



B. 105 Pc. 6 Pt. Metric Accessory Set

For complete list of contents, see page 172

9-2160 ■



C. 75 Pc. Metric Accessory Set

For complete list of contents, see page 174



9-2122 ■



D. 56 Pc. Industrial Maintenance Add-On Tool Set

For complete list of contents, see page 171



Tool Sets

Professional Tool Sets ■



9-200385 ■



A. 35 Pc. Basic Machine Trade Tool Set

APPLICATION:

Introduction to machining.

Not all tools are Craftsman® Branded

For complete list of contents, see page 212

Sockets, Ratchets, & Wrenches



Cross-Force Wrench

12-point box end for better fit on fastener

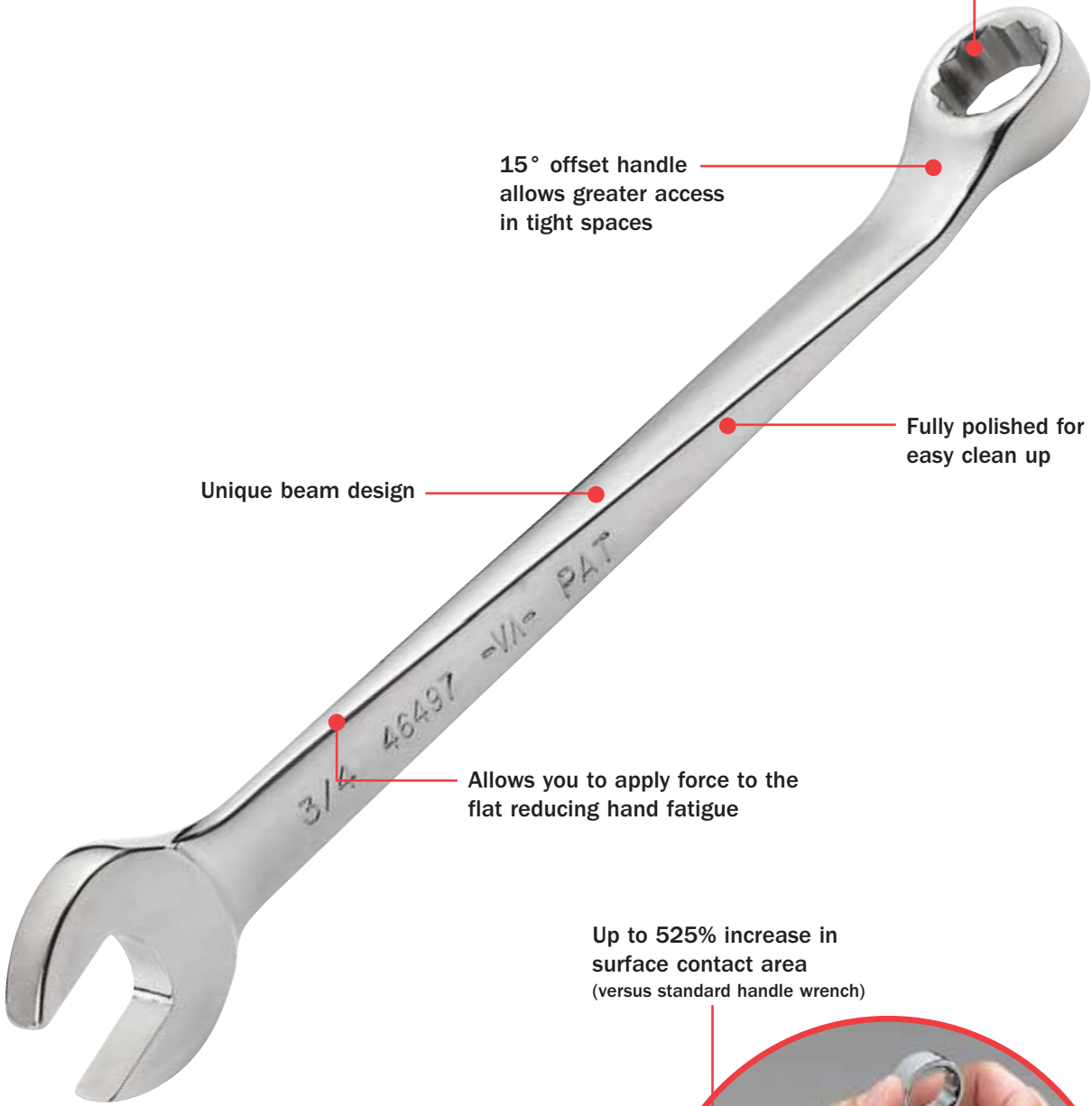
15° offset handle allows greater access in tight spaces

Fully polished for easy clean up

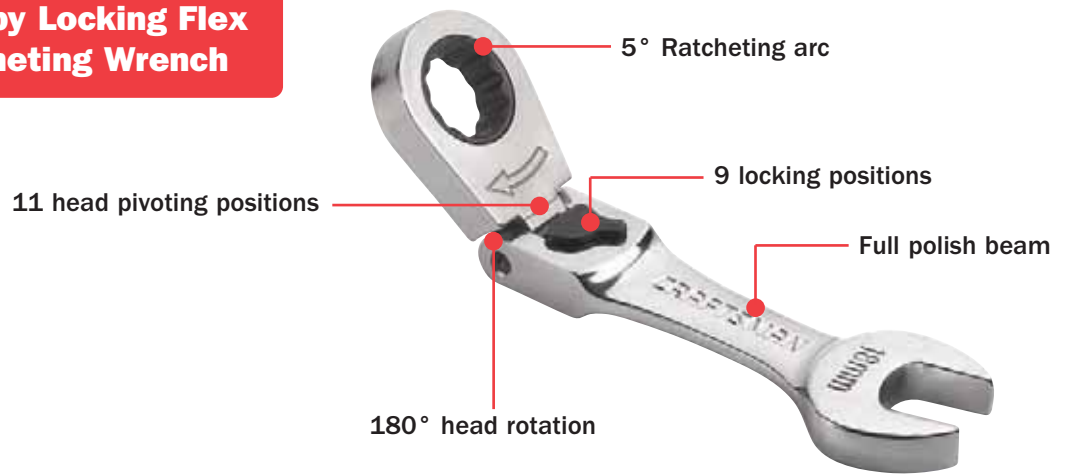
Unique beam design

Allows you to apply force to the flat reducing hand fatigue

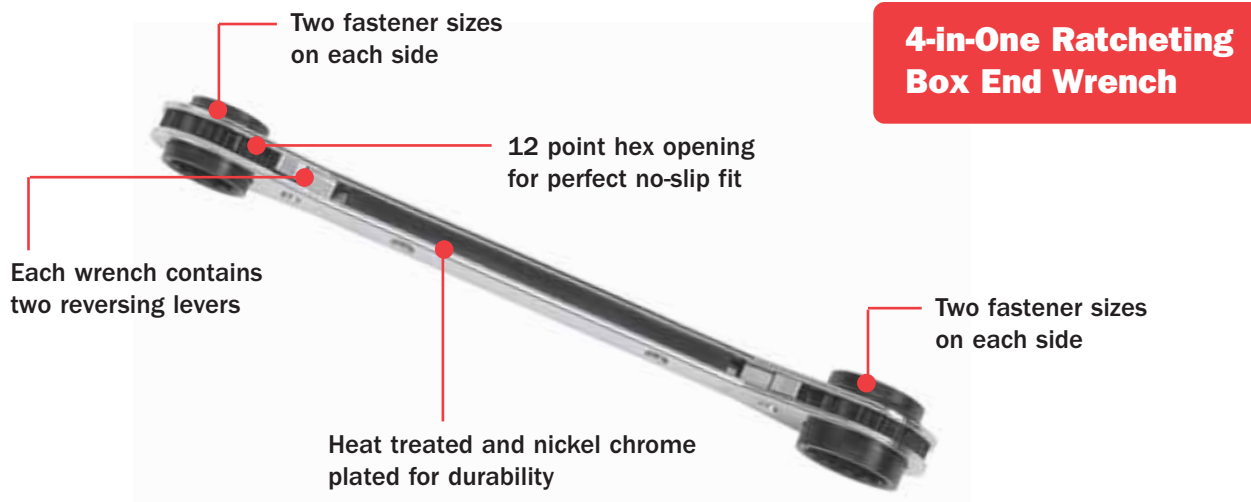

Up to 525% increase in surface contact area (versus standard handle wrench)



Stubby Locking Flex Ratcheting Wrench



Dual Material Cushion Grip Hex Keys



Sockets, Ratchets, & Wrenches

Mixed Drive Sets ■



9-35137 ■

A. 137 Pc. Laser Mechanic's Tool Set

Contains

- 84 Sockets
- 5 Drive Tools
- 6 Wrenches
- 42 Additional Tools

Wt. 16.4 lbs. – Blow mold case

For complete list of contents, see page 201



9-34117 ■

B. 117 Pc. Laser Mechanic's Tool Set

Contains

- 72 Sockets
- 5 Drive Tools
- 4 Wrenches
- 36 Additional Tools

Wt. 13.65 lbs. – Blow mold case

For complete list of contents, see page 194

9-34290 ■

A. 290 Pc. Laser Mechanic's Tool Set

Contains

- 166 Sockets
- 9 Drive Tools
- 46 Wrenches
- 6 Screwdrivers
- 63 Additional Tools

Wt. 32.0 lbs. – Carton

For complete list of contents, see page 199



9-34245 ■

B. 245 Pc. Mechanic's Tool Set in 3-Drawer Chest

Contains

- 138 Sockets
- 7 Drive Tools
- 38 Wrenches
- 62 Additional Tools

Wt. 32.8 lbs. – Blow mold case

For complete list of contents, see page 198



9-36190 ■

C. 190 Pc. Laser Mechanic's Tool Set

Contains

- 106 Sockets
- 6 Drive Tools
- 16 Wrenches
- 62 Additional Tools

Wt. 22.63 lbs. – Blow mold case

For complete list of contents, see page 203



Sockets, Ratchets, & Wrenches

Mixed Drive Sets



A.







C.



F.

Mixed Drive Sets

	Catalog #	Description	Contents	Wt. lbs.	Packaging
A.	9-43148 	82 Pc. 1/4", 3/8", 1/2" Drive Standard/Metric Socket Set	1/4" Drive 6 Pt. Standard: 5/32", 3/16", 7/32", 1/4", 9/32", 5/16", 11/32", 3/8", 7/16", 1/2" 1/4" Drive 6 Pt. Metric: 6, 7, 8, 9, 10, 11, 12, 13 mm 1/4" Drive 6 Pt. Standard Deep: 1/4", 9/32", 5/16", 11/32" 3/8" Drive 6 Pt. Standard: 3/8", 7/16", 1/2", 9/16", 5/8", 11/16", 3/4", 13/16" 3/8" Drive 12 Pt. Standard: 5/16", 3/8", 7/16", 1/2", 9/16", 5/8", 11/16", 3/4", 13/16", 7/8" 3/8" Drive 6 Pt. Metric: 9, 10, 11, 12, 13, 14, 15, 17 mm 3/8" Drive 6 Pt. Standard Deep: 3/8", 7/16", 1/2", 9/16", 5/8", 11/16" 1/2" Drive 12 Pt. Standard: 1/2", 9/16", 19/32", 5/8", 21/32", 11/16", 3/4", 25/32", 13/16", 7/8", 15/16", 1" 1/2" Drive 12 Pt. Metric: 10, 11, 12, 13, 14, 15, 17, 19, 21 mm 1/2" Drive 6 Pt. Standard: 1/2", 9/16", 5/8", 11/16", 3/4", 13/16", 7/8"	9.6	Carton
B.	9-34740 	32 Pc. 1/4", 3/8" Drive Standard Socket Set	1/4" Drive 6 Pt. Standard: 7/32", 1/4", 9/32", 5/16", 11/32", 3/8", 7/16", 1/2" 1/4" Drive 6 Pt. Metric: 4, 5, 6, 7, 8, 9, 10 mm 3/8" Drive 6 Pt. Standard: 3/8", 7/16", 1/2", 9/16", 5/8", 11/16", 1/2", 9/16" 3/8" Drive 6 Pt. Metric: 10, 11, 12, 13, 14, 15 mm 3/8" Drive Spark Plug: 5/8" Additional Tools: 3/8" Drive QR Teardrop Ratchet, 3" Extension Bar, 3/8"M-1/4"F Adapter	3.0	Carton
C.	9-34832 	32 Pc. 1/4", 3/8" Drive Standard Socket Set	1/4" Drive 6 Pt. Standard: 5/32", 3/16", 7/32", 1/2", 9/32", 5/16", 11/32", 3/8" 1/4" Drive 6 Pt. Standard Deep: 1/4", 5/16", 3/8", 1/2", 9/16" 3/8" Drive Standard: 7/16", 1/2", 9/16", 5/8", 11/16", 3/4", 13/16", 7/8" 3/8" Drive Standard Deep: 3/8", 7/16", 1/2", 9/16", 1/2" Additional Tools: 1/4" Drive: 6" Spinner Handle, 3/8" Drive: QR Teardrop Ratchet Long, 3", 6" Extension Bar, 3/8"M-1/4"F Adapter	3.0	Carton
D.	9-34833 	32 Pc. 1/4", 3/8" Drive Metric Socket Set	1/4" Drive 6 Pt. Metric: 4, 5, 6, 7, 8, 9, 10, 11 mm 1/4" Drive 6 Pt. Metric Deep: 8, 10, 12, 13, 14 mm 3/8" Drive 6 Pt. Metric: 12, 14, 15, 16, 17, 18, 19, 20 mm 3/8" Drive 6 Pt. Metric Deep: 13, 14, 15, 17, 18 mm 3/8" Drive Spark Plug: 5/8" Additional Tools: 1/4" Drive: 6" Spinner Handle, 3/8" Drive: QR Teardrop Ratchet Long, 3" and 6" Extension Bar, 3/8"M-1/4"F Adapter	3.0	Carton
E.	9-34874	22 Pc. 1/4", 3/8" Drive Standard Laser Socket Set	1/4" Drive 6 Pt. Standard: 5/32", 3/16", 7/32", 1/2", 9/32", 5/16", 3/8" 3/8" Drive Standard: 7/16", 1/2", 9/16", 5/8", 11/16", 3/4", 13/16", 7/8" 3/8" Drive Standard Deep: 7/16", 1/2", 9/16", 5/8" Additional Tools: 3/8" Drive: QR Teardrop Ratchet Long, 3" Extension Bar, 3/8" M-1/4"F Adapter	3.6	Blow mold
F.	9-34875	22 Pc. 1/4", 3/8" Drive Metric Laser Socket Set	1/4" Drive 6 Pt. Metric: 4, 5, 5.5, 6, 7, 8, 9, 10 mm 3/8" Drive Metric: 11, 12, 13, 14, 15, 17, 19 mm 3/8" Drive Metric Deep: 12, 13, 14, 15 mm Additional Tools: 3/8" Drive: QR Teardrop Ratchet Long, 3" Extension Bar, 3/8" M-1/4"F Adapter	3.6	Blow mold

9-34953 ■



A. 125 Pc. 1/4" Drive Standard/Metric Socket Set

- 6 Pt. Standard: 5/32", 3/16", 7/32", 1/4", 9/32", 5/16", 11/32", 3/8", 7/16", 1/2", 9/16"
- 6 Pt. Metric: 4, 5, 5.5, 6, 7, 8, 9, 10, 11, 12, 13, 14 mm
- 6 Pt. Standard Deep: 3/16", 7/32", 1/4", 9/32", 5/16", 11/32", 3/8", 7/16", 1/2", 9/16"
- 6 Pt. Metric Deep: 4, 5, 6, 7, 8, 9, 10, 11, 12, 13, 14 mm
- 12 Pt. Standard: 3/16", 7/32", 1/4", 9/32", 5/16", 11/32", 3/8", 7/16", 1/2", 9/16"
- Standard Hex Keys: .050", 1/16", 5/64", 3/32", 7/64", 1/8", 3/16", 7/32", 1/4"
- Metric Hex Keys: 1.5, 2, 2.5, 3, 4, 4.5, 5, 5.5, 6, 7, 8 mm
- Standard Wrenches: 5/16", 11/32", 3/8", 7/16", 1/2", 1/4"
- Metric Wrenches: 9, 10, 12, 13, 14, 15 mm
- 12 Pc. Nutdriver Bit Set
- 10 Pc. Bit Set
- Additional Tools: QR Teardrop Ratchet, 1-1/2", 3", 6" Extension Bar, Magnetic Spinner Handle

Wt. 4.63 lbs. - Carton



9-34827 ■

B. 73 Pc. 1/4" Drive Standard/Metric Socket Set

- 6 Pt. Standard: 5/32", 3/16", 7/32", 1/4", 9/32", 5/16", 11/32", 3/8", 7/16", 1/2", 9/16"
- 6 Pt. Metric: 4, 5, 5.5, 6, 7, 8, 9, 10, 11, 12, 13, 14 mm
- 6 Pt. Standard Deep: 3/16", 7/32", 1/4", 9/32", 5/16", 11/32", 3/8", 7/16", 1/2", 9/16"
- 6 Pt. Metric Deep: 4, 5, 6, 7, 8, 9, 10, 11, 12, 13, 14 mm
- 12 Pt. Standard: 3/16", 7/32", 1/4", 9/32", 5/16", 11/32", 3/8", 7/16", 1/2", 9/16"
- Phillips Bits: #1, #2
- Slotted Bits: 7/32", 1/4"
- Torx® Bits: T-15, T-20, T-25
- Hex Bits: 3/16", 7/32", 1/4", 5/16", 3/8"
- Additional Tools: QR Teardrop Ratchet, 3", 6" Extension Bar, Flex Extension Bar, 4-1/2" Slide Bar Handle, Universal Joint, Flex T-Handle

Wt. 4.63 lbs. - Carton



9-43146 ■



C. 45 Pc. 1/4" Drive 6 Pt. Standard/Metric Socket Set

- 6 Pt. Standard: 5/32", 3/16", 7/32", 1/4", 9/32", 5/16", 11/32", 3/8", 7/16", 1/2"
- 6 Pt. Metric: 4, 5, 6, 7, 8, 9, 10, 11, 12, 13 mm
- 6 Pt. Standard Deep: 3/16", 7/32", 1/4", 9/32", 5/16", 11/32", 3/8", 7/16", 1/2"
- 6 Pt. Metric Deep: 4, 5, 6, 7, 8, 9, 10, 11, 12 mm
- Slotted Bits: .030, .039
- Phillips Bits: #1, #2
- Additional Tools: QR Teardrop Ratchet, 3", 6" Extension Bar

Wt. 2.5 lbs. - Carton



Sockets, Ratchets, & Wrenches

1/4" Drive Socket Sets



A.











C.



G.


1/4" Drive Socket and Ratchet Sets

	Catalog #	Description	Contents	Wt. lbs.	Packaging
A.	9-1389 	33 Pc. 1/4" Drive Six-Point Standard Socket Set	6 Pt. Standard: 5/32", 3/16", 7/32", 1/4", 9/32", 5/16", 11/32", 3/8", 7/16", 1/2", 9/16" 6 Pt. Standard Deep: 3/16", 7/32", 1/4", 9/32", 5/16", 11/32", 3/8", 7/16", 1/2", 9/16" Hex Bits: 3/16", 7/32", 1/4", 5/16", 3/8" Additional Tools: 1-1/2", 3", 6" Extension Bars, QR Teardrop Ratchet, Plastic Handle Driver, Flex T-Handle, Universal Joint	4.7	Blow Mold
B.	9-1452 	32 Pc. 1/4" Drive Twelve-Point Standard Socket Set	12 Pt. Standard: 3/16", 7/32", 1/4", 9/32", 5/16", 11/32", 3/8", 7/16", 1/2", 9/16" 12 Pt. Standard Deep: 3/16", 7/32", 1/4", 9/32", 5/16", 11/32", 3/8", 7/16", 1/2", 9/16" Hex Bits: 3/16", 7/32", 1/4", 5/16", 3/8" Additional Tools: 1-1/2", 3", 6" Extension Bars, QR Teardrop Ratchet, Plastic Handle Driver, Flex T-Handle, Universal Joint	4.7	Blow Mold
C.	9-1408 	26 Pc. 1/4" Drive Six-Point Standard Socket Set	6 Pt. Standard: 5/32", 3/16", 7/32", 1/4", 9/32", 5/16", 11/32", 3/8", 7/16", 1/2", 9/16" 6 Pt. Standard Deep: 3/16", 7/32", 1/4", 9/32", 5/16", 11/32", 3/8", 7/16", 1/2", 9/16" Additional Tools: 3", 6" Extension Bars, QR Teardrop Ratchet, Plastic Handle Driver, Universal Joint	4.4	Blow Mold
D.	9-1472 	25 Pc. 1/4" Drive Twelve-Point Standard Socket Wrench Set	12 Pt. Standard: 3/16", 7/32", 1/4", 9/32", 5/16", 11/32", 3/8", 7/16", 1/2", 9/16" 12 Pt. Standard Deep: 3/16", 7/32", 1/4", 9/32", 5/16", 11/32", 3/8", 7/16", 1/2", 9/16" Additional Tools: 3", 6" Extension Bars, QR Teardrop Ratchet, Plastic Handle Driver, Universal Joint	2.3	Blow Mold
E.	9-34862	17 Pc. 1/4" Drive Six-Point Standard Socket Set	6 Pt. Standard Laser: 3/16", 7/32", 1/4", 9/32", 5/16", 11/32", 3/8", 7/16", 1/2", 9/16" 6 Pt. Standard Deep Laser: 3/16", 1/4", 9/32", 5/16", 3/8" Additional Tools: 3" Extension Bar, QR Teardrop Ratchet	1.14	Blow Mold
F.	9-34863	17 Pc. 1/4" Drive Six-Point Metric Socket Set	6 Pt. Metric Laser: 5, 6, 7, 8, 9, 10, 11, 12, 13, 14 mm 6 Pt. Metric Deep Laser: 7, 8, 9, 10, 12 mm Additional Tools: 3", Extension Bar, QR Teardrop Ratchet	1.14	Blow Mold
G.	9-1427 	13 Pc. 1/4" Drive Six-Point Standard Socket Set	6 Pt. Standard: 5/32", 3/16", 7/32", 1/4", 9/32", 5/16", 11/32", 3/8", 7/16", 1/2", 9/16" Additional Tools: QR Teardrop Ratchet, Plastic Handle Driver	1.7	Blow Mold
H.	9-1480 	12 Pc. 1/4" Drive Twelve-Point Standard Socket Set	12 Pt. Standard: 3/16", 7/32", 1/4", 9/32", 5/16", 11/32", 3/8", 7/16", 1/2", 9/16" Additional Tools: QR Teardrop Ratchet, Plastic Handle Driver	1.6	Blow Mold
I.	9-1448 	30 Pc. 1/4" Drive Six-Point Metric Socket Set	6 Pt. Metric: 4, 5, 5.5, 6, 7, 8, 9, 10, 11, 12, 13, 14, 15 mm 6 Pt. Metric Deep: 4, 5, 6, 7, 8, 9, 10, 11, 12, 13, 14, 15 mm Additional Tools: 3", 6" Extension Bars, QR Teardrop Ratchet, Plastic Handle Driver, Universal Joint	4.6	Blow Mold
J.	9-1450 	17 Pc. 1/4" Drive Six-Point Metric Socket Set	6 Pt. Metric: 4, 5, 5.5, 6, 7, 8, 9, 10, 11, 12, 13, 14, 15 mm Additional Tools: 3" Extension Bar, QR Teardrop Ratchet, Plastic Handle Driver, Universal Joint	1.9	Blow Mold
K.	9-34860	11 Pc. 1/4" Drive Six-Point Standard Socket Set	6 Pt. Standard: 3/16", 7/32", 1/4", 9/32", 5/16", 11/32", 3/8", 7/16", 1/2" Additional Tools: QR Teardrop Ratchet, 1-1/2" Extension Bar	0.9	Blow Mold
L.	9-34861	11 Pc. 1/4" Drive Six-Point Metric Socket Set	6 Pt. Metric: 5, 6, 7, 8, 9, 10, 11, 12, 13 Additional Tools: QR Teardrop Ratchet, 1-1/2" Extension Bar	0.9	Blow Mold



B.

1/4" Drive Socket Only Sets ■

	Catalog #	Description	Contents	Wt. lbs.	Packaging
A.	9-33405 	44 Pc. Six-Point Standard/Metric	6 Pt. Standard: 5/32", 3/16", 7/32", 1/4", 9/32", 5/16", 11/32", 3/8", 7/16", 1/2", 9/16" 6 Pt. Metric: 4, 5, 5.5, 6, 7, 8, 9, 10, 11, 12, 13, 14 mm 6 Pt. Standard Deep: 3/16", 7/32", 1/4", 9/32", 5/16", 11/32", 3/8", 7/16", 1/2", 9/16" 6 Pt. Metric Deep: 4, 5, 6, 7, 8, 9, 10, 11, 12, 13, 14 mm	2.5	Carton
B.	9-34531	10 Pc. Six-Point Standard Laser	6 Pt. Standard Laser: 3/16", 7/32", 1/4", 9/32", 5/16", 11/32", 3/8", 7/16", 1/2", 9/16"	.44	Plastic Organizer
C.	9-34560	10 Pc. Twelve-Point Laser	12 Pt. Standard Laser: 3/16", 7/32", 1/4", 9/32", 5/16", 11/32", 3/8", 7/16", 1/2", 9/16"	.42	Plastic Organizer
D.	9-34431	10 Pc. Six-Point Standard	6 Pt. Standard: 3/16", 7/32", 1/4", 9/32", 5/16", 11/32", 3/8", 7/16", 1/2", 9/16"	.30	Plastic Organizer
E.	9-34561	9 Pc. Six-Point Deep Standard Laser	6 Pt. Standard Deep Laser: 3/16", 7/32", 1/4", 9/32", 5/16", 11/32", 3/8", 7/16", 1/2", 9/16"	.84	Plastic Organizer
F.	9-34562	9 Pc. Six-Point Deep Metric Laser	6 Pt. Metric Deep Laser: 5, 6, 7, 8, 9, 10, 11, 12, 13 mm	.84	Plastic Organizer
G.	9-34563	9 Pc. Twelve-Point Deep Standard Laser	12 Pt. Standard Deep Laser: 3/16", 7/32", 1/4", 9/32", 5/16", 11/32", 3/8", 7/16", 1/2", 9/16"	.50	Plastic Organizer
H.	9-34434	10 Pc. Six-Point Standard Deep	6 Pt. Standard Deep: 3/16", 7/32", 1/4", 9/32", 5/16", 11/32", 3/8", 7/16", 1/2", 9/16"	.70	Plastic Organizer
I.	9-34436	10 Pc. Six-Point Metric Deep	6 Pt. Metric Deep: 4, 5, 6, 7, 8, 9, 10, 11, 12, 13 mm	.70	Plastic Organizer
J.	9-34532	10 Pc. Six-Point Metric Laser	6 Pt. Metric Laser: 5, 6, 7, 8, 9, 10, 11, 12, 13, 14 mm	.56	Plastic Organizer
K.	9-34433	10 Pc. Six-Point Metric	6 Pt. Metric: 5, 6, 7, 8, 9, 10, 11, 12, 13, 14 mm	.40	Plastic Organizer

1/4" Drive Sockets ■

Open Stock ■

L. 1/4" Drive Standard Laser Sockets

Size	Six-Point	Twelve-Point	Wt. lbs.
5/32"	9-45801	—	.06
3/16"	9-45802	9-45803	.06
7/32"	9-34591	9-45804	.06
1/4"	9-34592	9-45806	.06
9/32"	9-34593	9-45807	.06
5/16"	9-35494	9-45808	.06
11/32"	9-34595	9-45809	.06
3/8"	9-34596	9-45811	.06
7/16"	9-34597	9-45812	.06
1/2"	9-34598	9-45813	.06
9/16"	9-34599	9-45810	.06

Open Stock ■

M. 1/4" Drive Standard Sockets

Size	Six-Point	Twelve-Point	Wt. lbs.
5/32"	9-43481	—	0.1
3/16"	9-43491	9-43608	0.1
7/32"	9-43492	9-43609	0.1
1/4"	9-43493	9-43601	0.1
9/32"	9-43494	9-43602	0.1
5/16"	9-43495	9-43603	0.1
11/32"	9-43496	9-43604	0.1
3/8"	9-43497	9-43605	0.1
7/16"	9-43498	9-43606	0.1
1/2"	9-43499	9-43607	0.1
9/16"	9-43480	9-43610	0.1

Open Stock ■

N. 1/4" Drive Six-Point Standard Deep Laser Sockets

Size	Catalog #	Wt. lbs.
3/16"	9-45814	.06
7/32"	9-45815	.06
1/4"	9-34612	.06
9/32"	9-34613	.06
5/16"	9-34614	.06
11/32"	9-45816	.13
3/8"	9-34615	.13
7/16"	9-34616	.13
1/2"	9-45817	.13
9/16"	9-45818	.13

Sockets, Ratchets, & Wrenches

1/4" Drive Sockets Sets

1/4" Drive Sockets

Open Stock

A. 1/4" Drive Standard Deep Sockets

Size	Six-Point	Twelve-Point	Wt. lbs.
3/16"	9-43571	9-43590	0.1
7/32"	9-43572	9-43591	0.1
1/4"	9-43573	9-43592	0.1
9/32"	9-43574	9-43593	0.1
5/16"	9-43575	9-43594	0.1
11/32"	9-43576	9-43595	0.1
3/8"	9-43577	9-43596	0.1
7/16"	9-43578	9-43597	0.1
1/2"	9-43589	9-43598	0.1
9/16"	9-43587	9-43599	0.1

Open Stock

F. 1/4" Drive Six-Point Laser Sockets

Size	Catalog #	Wt. lbs.
4mm	9-45907	.06
5mm	9-45908	.06
5.5mm	9-34601	.06
6mm	9-34602	.06
7mm	9-34603	.06
8mm	9-34604	.06
9mm	9-34605	.06
10mm	9-34606	.06
11mm	9-34607	.06
12mm	9-34608	.06
13mm	9-34609	.06
14mm	9-34611	.06

Open Stock

J. 1/4" Drive Six-Point Metric Sockets

Size	Catalog #	Wt. lbs.
4mm	9-43505	.01
5mm	9-43501	.01
5.5mm	9-43511	.01
6mm	9-43502	.01
7mm	9-43503	.01
8mm	9-43504	.01
9mm	9-43507	.01
10mm	9-43508	.01
11mm	9-43509	.01
12mm	9-43513	.01
13mm	9-43514	.01
14mm	9-43512	.01
15mm	9-43515	.01

Open Stock

B. 1/4" Drive Six-Point Metric Deep Laser Sockets

Size	Catalog #	Wt. lbs.
4mm	9-45909	.06
5mm	9-45911	.06
6mm	9-45912	.06
7mm	9-34621	.06
8mm	9-34622	.06
9mm	9-34623	.06
10mm	9-34624	.06
11mm	9-34625	.13
12mm	9-45913	.13
13mm	9-45914	.13
14mm	9-45915	.13

Open Stock

G. 1/4" Drive Six-Point Metric Deep Sockets

Size	Catalog #	Wt. lbs.
4mm	9-44401	.01
5mm	9-44402	.01
6mm	9-44403	.01
7mm	9-44404	.01
8mm	9-44405	.01
9mm	9-44406	.01
10mm	9-44407	.01
11mm	9-44408	.01
12mm	9-44409	.01
13mm	9-44411	.01
14mm	9-44412	.01
15mm	9-44410	.01



K.

Open Stock

K. 1/4" Drive Hex Bit Sockets

Catalog #	Size	Length	Wt. lbs.
9-42701	3/16"	1-7/8"	0.1
9-42702	7/32"	1-7/8"	0.1
9-42703	1/4"	1-7/8"	0.1
9-42704	5/16"	1-7/8"	0.1
9-42705	3/8"	1-7/8"	0.1



C.

9-34298

C. 18 Pc. 1/4" Drive Standard/Metric Flex Socket Set

Includes: 3/16", 1/4", 5/16", 11/32", 3/8", 7/16", 1/2", 9/16", 5, 6, 7, 8, 9, 10, 11, 12, 13, 14mm

Wt. 1.1 lbs. - Carton

9-33407

D. 10 Pc. 1/4" Drive Metric Flex Socket Set

Includes: 5, 6, 7, 8, 9, 10, 11, 12, 13, 14 mm

Wt. 0.9 lbs. - Carton

9-33406

E. 8 Pc. 1/4" Drive Standard Flex Socket Set

Includes: 3/16", 1/4", 5/16", 11/32", 3/8", 7/16", 1/2", 9/16"

Wt. 0.9 lbs. - Carton

Open Stock

H. 1/4" Drive Flex Sockets

Size	Standard	Size	Metric
3/16"	9-43240	5mm	9-43191
1/4"	9-43241	6mm	9-43192
5/16"	9-43242	7mm	9-43193
11/32"	9-43243	8mm	9-43194
3/8"	9-43244	9mm	9-43195
7/16"	9-43245	10mm	9-43196
1/2"	9-43246	11mm	9-43197
9/16"	9-43247	12mm	9-43198
		13mm	9-43199
		14mm	9-43200



I.

9-42712

I. 12 Pc. 1/4" Drive Bit Set

Hex Bits: 3/16", 7/32", 1/4", 5/16", 3/8"

Slotted Bits: 7/32", 1/4"

Phillips Bits: #1, #2

Torx® Bits: T-15, T-20, T-25

Wt. 0.6 lbs. - Carton



L.

M.

N.

Open Stock

1/4" Drive Screwdriver Bit Sockets

Catalog #	Size	Wt. lbs.
L. Slotted		
9-42691	.039 x 1/4" / 5-6	0.1
9-42692	.039 x 1/4" / 6-8	0.1
M. Phillips		
9-42681	#1	0.1
9-42682	#2	0.1
N. Torx®		
9-42661	T-15	0.1
9-42662	T-20	0.1
9-42663	T-25	0.1



A.

9-4257

A. 1/4" Drive Socket Adapter

- Attaches 3/8" drive sockets to 1/4" drive handles
- Wt. 0.1 lbs.



B.

9-4280

B. 1/4" Drive Universal Joint

- Swings 90°
- Wt. 0.1 lbs.



C.

9-44191

C. Ratchet Speeder Discs

- Set of three (1/4", 3/8", 1/2")
- Fits between ratchet and socket
- Wt. 0.2 lbs.



D.



E.



G.



J.

Ratchets

	Catalog #	Description	Features	Wt. lbs.
D.	9-44994 	Professional 1/4" Drive Thin Profile Teardrop Ratchet	<ul style="list-style-type: none"> Easy access to tight spaces Quick release and reversing buttons Full polish comfort grip handle 6° ratcheting arc 5-3/8" Long 	0.8 lbs.
E.	9-44812 	Professional 1/4" Drive Full Polish Quick Release Teardrop Ratchet	<ul style="list-style-type: none"> Features one-hand direction reverse lever Raised lip beneath reversing lever prevents accidental lever reversal 10° ratcheting arc 5-1/2" Long 	0.3 lbs.
F.	9-44803 	Professional 3 Pc. Full Polish Quick Release Teardrop Ratchet Set	<ul style="list-style-type: none"> Full polish quick release teardrop ratchets Includes: <ul style="list-style-type: none"> 9-44812 1/4" Drive 9-44813 3/8" Drive 9-44814 1/2" Drive 	2.4 lbs.
G.	9-44807	1/4" Drive Quick Release Teardrop Ratchet	<ul style="list-style-type: none"> 36 Teeth 5-1/4" long 	0.3 lbs
H.	9-43303	3 Pc. Socket Cap Set	<ul style="list-style-type: none"> Includes, 1/4", 3/8", 1/2" 	0.2 lbs.
I.	9-800303	3 Pc. Quick Release Teardrop Ratchet Set	<ul style="list-style-type: none"> Quick release teardrop ratchets Includes: <ul style="list-style-type: none"> 9-44807 1/4" Drive 9-44808 3/8" Drive 9-44809 1/2" Drive 	2.5 lbs.
J.	9-43187	1/4" Drive Quick Release Round Head Ratchet	<ul style="list-style-type: none"> Double-pawl design and built in knurled speeder 45 teeth 5-1/2" long 	0.3 lbs.



K.

9-4281

K. 1/4" Drive Speeder Wrench

- For most rapid removal, insertion of fasteners
- 15-1/2" long
- Wt. 0.5 lbs.



L.

9-4354

L. 1/4" Drive Slide-Bar Handle

- Used as "T" or "L" handle
- 4-1/2" long
- Wt. 0.2 lbs.



M.

9-43523

M. 1/4" Drive Flex T-Handle

- Hinged joint
- Positive stops at 0° and 45°
- 5-1/2" long
- Wt. 0.4 lbs.

Sockets, Ratchets, & Wrenches

1/4" Drive Tools



A.

9-43351

A. 1/4" Drive Plastic Handle Driver

- 4-1/2" long
- Wt. 0.1 lbs.

9-43393

B. 1/4" Drive Plastic Handle Driver

- Thru-shaft design
- 6" long
- 5-1/2" long

Wt. 0.3 lbs.



C.

9-4355

C. 1/4" Drive Plastic Handle Flex Driver

- With spring steel shaft
- 4" long

Wt. 0.2 lbs.



D.

Open Stock

D. 1/4" Drive Standard and Locking Extension Bars

Catalog #	Type	Type	Wt. lbs.
9-43538	Standard	1-1/2"	0.1
9-43539	Standard	3"	0.1
9-43531	Standard	6"	0.3
9-43532	Standard	14"	0.4
9-44346	Locking	3"	0.1
9-44347	Locking	6"	0.1
9-44348	Locking	10"	0.2

9-43394

E. 4 Pc. 1/4" Drive Extension Bar Set

- Includes: 1-1/2", 3", 6" extension bars and 6" spinner handle

Wt. 1.3 lbs. - Carton

9-43345

F. 3 Pc. 1/4" Drive Locking Extension Bar Set

- Includes: 3", 6" and 10" extension bars

Wt. 0.5 lbs. - Carton



G.

9-4336

G. 1/4" Drive Flex Extension Bar

- With spring steel shaft
- 4" long

Wt. 0.5 lbs.



H.

9-34391

H. 7 Pc. 1/4" Drive Accessory Kit

- Includes: 9-43538, 9-43531, 9-4336, 9-43393, 9-43523, 9-4281 and 9-43539

Wt. 2.9 lbs. - Carton



I.

Open Stock

I. 1/4" Drive Ratchet Repair Kits

Catalog #	For Ratchet(s)	Wt. lbs.
9-43432	9-44994	.01
9-43424	9-44807	.01
9-43425	9-43174	.01
9-43426	9-43178, 9-43187	.01



A.


















F.



L.

3/8" Drive Socket and Ratchet Sets ■

	Catalog #	Description	Contents	Wt. lbs.	Packaging
A.	9-43143 	60 Pc. 3/8" Drive Standard/Metric Socket Set	12 Pt. Standard: 5/16", 3/8", 7/16", 1/2", 9/16", 5/8", 11/16", 3/4", 13/16", 7/8" 6 Pt. Metric: 6, 7, 8, 9, 10, 11, 12, 13, 14, 15, 16, 17, 18, 19, 20 mm 6 Pt. Standard Deep: 3/8", 7/16", 1/2", 9/16", 5/8", 11/16", 3/4", 13/16" 6 Pt. Metric Deep: 9, 10, 11, 12, 13, 14, 15, 16, 17, 18, 19 mm Slotted Bits: 030, .039, .055 Phillips Bits: #1, #2, #3 Torx® Bits: T-30, T-40, T-45, T-50 Spark Plug: 5/8", 13/16" Additional Tools: QR Teardrop Ratchet, 3", 6" Extension Bars, Universal Joint	8.5	Carton
B.	9-34319 	53 Pc. 3/8" Drive Standard/Metric Socket Set	12 Pt. Standard: 5/16", 3/8", 7/16", 1/2", 9/16", 5/8", 11/16", 3/4", 13/16", 7/8" 6 Pt. Metric: 6, 7, 8, 9, 10, 11, 12, 13, 14, 15, 16, 17, 18, 19, 20, 21, 22 mm 6 Pt. Standard Deep: 3/8", 7/16", 1/2", 9/16", 5/8", 11/16", 3/4", 13/16", 7/8" 6 Pt. Metric Deep: 9, 10, 11, 12, 13, 14, 15, 16, 17, 18, 19 mm Spark Plug: 5/8", 13/16" Additional Tools: QR Teardrop Ratchet, 3", 6", 10" Extension Bars	8.2	Carton
C.	9-1585 	37 Pc. 3/8" Drive Twelve-Point Standard Socket Set	12 Pt. Standard: 1/4", 5/16", 3/8", 7/16", 1/2", 9/16", 5/8", 11/16", 3/4", 13/16", 7/8", 15/16", 1" 12 Pt. Standard Deep: 3/8", 7/16", 1/2", 9/16", 5/8", 11/16", 3/4", 13/16", 7/8", 15/16", 1" Hex Bits: 1/8", 5/32", 3/16", 7/32", 1/4", 5/16", 3/8" Additional Tools: QR Teardrop Ratchet, 3", 6", 10" Extension Bars, Flex T-Handle, Universal Joint	8.8	Blow Mold
D.	9-1500 	37 Pc. 3/8" Drive Six-Point Standard Socket Set	6 Pt. Standard: 1/4", 5/16", 3/8", 7/16", 1/2", 9/16", 5/8", 11/16", 3/4", 13/16", 7/8", 15/16", 1" 6 Pt. Standard Deep: 3/8", 7/16", 1/2", 9/16", 5/8", 11/16", 3/4", 13/16", 7/8", 15/16", 1" Hex Bits: 1/8", 5/32", 3/16", 7/32", 1/4", 5/16", 3/8" Additional Tools: QR Teardrop Ratchet, 3", 6", 10" Extension Bars, Flex T-Handle, Universal Joint	8.8	Blow Mold
E.	9-1586 	28 Pc. 3/8" Drive Twelve-Point Standard Socket Set	12 Pt. Standard: 1/4", 5/16", 3/8", 7/16", 1/2", 9/16", 5/8", 11/16", 3/4", 13/16", 7/8", 15/16", 1" 12 Pt. Standard Deep: 3/8", 7/16", 1/2", 9/16", 5/8", 11/16", 3/4", 13/16", 7/8", 15/16", 1" Additional Tools: QR Teardrop Ratchet, 3", 6" Extension Bars, Universal Joint	7.2	Blow Mold
F.	9-1501 	28 Pc. 3/8" Drive Six-Point Standard Socket Set	6 Pt. Standard: 1/4", 5/16", 3/8", 7/16", 1/2", 9/16", 5/8", 11/16", 3/4", 13/16", 7/8", 15/16", 1" 6 Pt. Standard Deep: 3/8", 7/16", 1/2", 9/16", 5/8", 11/16", 3/4", 13/16", 7/8", 15/16", 1" Additional Tools: QR Teardrop Ratchet, 3", 6" Extension Bars, Universal Joint	7.2	Blow Mold
G.	9-1587 	16 Pc. 3/8" Drive Twelve-Point Standard Socket Set	12 Pt. Standard: 1/4", 5/16", 3/8", 7/16", 1/2", 9/16", 5/8", 11/16", 3/4", 13/16", 7/8", 15/16", 1" Additional Tools: QR Teardrop Ratchet, 3", 6" Extension Bars	3.3	Blow Mold
H.	9-1507 	16 Pc. 3/8" Drive Six-Point Standard Socket Set	6 Pt. Standard: 1/4", 5/16", 3/8", 7/16", 1/2", 9/16", 5/8", 11/16", 3/4", 13/16", 7/8", 15/16", 1" Additional Tools: QR Teardrop Ratchet, 3", 6" Extension Bars	3.3	Blow Mold
I.	9-34802 	20 Pc. 3/8" Drive Standard Socket Set	6 Pt. Standard Deep: 3/8", 7/16", 1/2", 9/16", 5/8", 11/16", 3/4" 12 Pt. Standard: 3/8", 7/16", 1/2", 9/16", 5/8", 11/16", 3/4", 13/16" Additional Tools: QR Teardrop Ratchet, 1-1/2", 3", 6" Extension Bars, Universal Joint	3.8	Blow Mold
J.	9-1582 	41 Pc. 3/8" Drive Metric Socket Set	6 Pt. Metric: 6, 7, 8, 9, 10, 11, 12, 13, 14, 15, 16, 17, 18, 19, 20, 21, 22 mm 6 Pt. Metric Deep: 9, 10, 11, 12, 13, 14, 15, 16, 17, 18, 19 mm Hex Bits: 4, 5, 6, 7, 8, 9, 10 mm Additional Tools: QR Teardrop Ratchet, 3", 6", 10" Extension Bars, Flex T-Handle Driver, Universal Joint	9.4	Blow Mold
K.	9-1588 	39 Pc. 3/8" Drive Metric Socket Set	12 Pt. Metric: 6, 7, 8, 9, 10, 11, 12, 13, 14, 15, 16, 17, 18, 19, 20, 21 mm 12 Pt. Metric Deep: 9, 10, 11, 12, 13, 14, 15, 16, 17, 18, 19 mm Hex Bits: 4, 5, 6, 7, 8, 9, 10 mm Additional Tools: QR Teardrop Ratchet, 3", 6", 10" Extension Bars, Flex T-Handle Driver, Universal Joint	9.1	Blow Mold
L.	9-1583 	33 Pc. 3/8" Drive Six-Point Metric Socket Set	6 Pt. Metric: 6, 7, 8, 9, 10, 11, 12, 13, 14, 15, 16, 17, 18, 19, 20, 21, 22 mm 6 Pt. Metric Deep: 9, 10, 11, 12, 13, 14, 15, 16, 17, 18, 19 mm Additional Tools: QR Teardrop Ratchet, 3", 6", 10" Extension Bars, Universal Joint	7.6	Blow Mold
M.	9-1589 	31 Pc. 3/8" Drive Twelve-Point Metric Socket Set	12 Pt. Metric: 6, 7, 8, 9, 10, 11, 12, 13, 14, 15, 16, 17, 18, 19, 20, 21 mm 12 Pt. Metric Deep: 9, 10, 11, 12, 13, 14, 15, 16, 17, 18, 19 mm Additional Tools: QR Teardrop Ratchet, 3", 6", 10" Extension Bars, Universal Joint	7.1	Blow Mold
N.	9-1584 	20 Pc. 3/8" Drive Six-Point Metric Socket Set	6 Pt. Metric: 6, 7, 8, 9, 10, 11, 12, 13, 14, 15, 16, 17, 18, 19, 20, 21, 22 mm Additional Tools: QR Teardrop Ratchet, 3", 6" Extension Bars	3.3	Blow Mold
O.	9-1590 	17 Pc. 3/8" Drive Twelve-Point Metric Socket Set	6 Pt. Metric: 6, 7, 8, 9, 10, 11, 12, 13, 14, 15, 16, 17, 18, 19, 20, 21 mm Additional Tools: QR Teardrop Ratchet, 3" Extension Bar	3.2	Blow Mold









Sockets, Ratchets, & Wrenches

3/8" Drive Socket Sets

3/8" Drive Socket and Ratchet Sets

	Catalog #	Description	Contents	Wt. lbs.	Packaging
A.	9-34864	20 Pc. 3/8" Drive Six-Point Standard/Metric Socket Set	6 Pt. Standard Laser: 1/4", 5/16", 3/8", 7/16", 1/2", 9/16", 5/8", 11/16", 3/4" 6 Pt. Metric Laser: 9, 10, 11, 12, 13, 14, 15, 16, 17 mm Additional Tools: QR Teardrop Ratchet, 3" Extension Bar	2.4	Blow Mold
B.	9-34865	13 Pc. 3/8" Drive Six-Point Standard Laser Socket Set	6 Pt. Standard Laser: 3/8", 7/16", 1/2", 9/16", 5/8", 11/16", 3/4", 13/16" 6 Pt. Standard Deep Laser: 7/16", 1/2", 9/16" Additional Tools: QR Teardrop Ratchet, 3" Extension Bar	2.26	Blow Mold
C.	9-34866	13 Pc. 3/8" Drive Six-Point Metric Laser Socket Set	6 Pt. Metric Laser: 10, 11, 12, 13, 14, 15, 17, 19 mm 6 Pt. Metric Deep Laser: 10, 12, 13, mm Additional Tools: QR Teardrop Ratchet, 3" Extension Bar	2.26	Blow Mold
D.	9-34867	24 Pc. 3/8" Drive Six-Point Standard Laser Socket Set	6 Pt. Standard Laser: 1/4", 5/16", 3/8", 7/16", 1/2", 9/16", 5/8", 11/16", 3/4", 13/16", 7/8", 15/16", 1" 6 Pt. Standard Deep Laser: 3/8", 7/16", 1/2", 9/16", 5/8", 11/16", 3/4", 13/16", 15/16" Additional Tools: QR Teardrop Ratchet, 3", 6" Extension Bars	5.1	Blow Mold
E.	9-34868	27 Pc. 3/8" Drive Six-Point Metric Laser Socket Set	6 Pt. Metric Laser: 6, 7, 8, 9, 10, 11, 12, 13, 14, 15, 16, 17, 18, 19, 20, 21 6 Pt. Metric Deep Laser: 9, 10, 12, 13, 14, 15, 17, 19 mm Additional Tools: QR Teardrop Ratchet, 3", 6" Extension Bars	4.6	Blow Mold

3/8" Drive Socket Only Sets

	Catalog #	Description	Contents	Wt. lbs.	Packaging
F.	9-34496 	21 Pc. Six-Point Standard Socket Set	6 Pt. Standard: 1/4", 5/16", 3/8", 7/16", 1/2", 9/16", 5/8", 11/16", 3/4", 13/16" 6 Pt. Standard Deep: 3/8", 7/16", 1/2", 9/16", 5/8", 11/16", 3/4", 13/16", 7/8" Spark Plug: 5/8", 13/16"	3.3	Plastic Organizer
G.	9-34497 	22 Pc. Six-Point Metric Socket Set	6 Pt. Metric: 10, 11, 12, 13, 14, 15, 16, 17, 18, 19 mm 6 Pt. Metric Deep: 9, 10, 11, 12, 13, 14, 15, 16, 17, 18, 19 mm Spark Plug: 5/8", 13/16"	3.1	Plastic Organizer
H.	9-34537	9 Pc. Six-Point Standard Laser Socket Set	6 Pt. Standard Laser: 3/8", 7/16", 1/2", 9/16", 5/8", 11/16", 3/4", 13/16", 7/8"	0.9	Plastic Organizer
I.	9-34541	9 Pc. Six-Point Metric Laser Socket Set	6 Pt. Metric Laser: 10, 11, 12, 13, 14, 15, 16, 17, 18 mm	0.9	Plastic Organizer
J.	9-34565	9 Pc. Twelve-Point Standard Laser Socket Set	12 Pt. Standard Laser: 7/16", 1/2", 9/16", 5/8", 11/16", 3/4", 13/16", 7/8", 15/16", 1"	0.9	Plastic Organizer
K.	9-34566	9 Pc. Twelve-Point Metric Laser Socket Set	12 Pt. Metric Laser: 10, 12, 13, 14, 15, 17, 18, 19, 21 mm	0.7	Plastic Organizer
L.	9-34343 	5 Pc. Eight-Point Standard Socket Set	8 Pt. Standard: 1/4", 5/16", 3/8", 7/16", 1/2"	0.9	Plastic Organizer
M.	9-34441 	9 Pc. Six-Point Metric Socket Set	6 Pt. Metric: 10, 11, 12, 13, 14, 15, 16, 17, 18 mm	0.7	Plastic Organizer
N.	9-34437 	9 Pc. Six-Point Standard Socket Set	6 Pt. Standard: 3/8", 7/16", 1/2", 9/16", 5/8", 11/16", 3/4", 13/16", 7/8"	0.9	Plastic Organizer
O.	9-34545	9 Pc. Six-Point Metric Deep Laser Socket Set	6 Pt. Metric Deep Laser: 10, 12, 13, 14, 15, 16, 17, 18, 19 mm	1.8	Plastic Organizer
P.	9-34539 	9 Pc. Six-Point Standard Deep Laser Socket Set	6 Pt. Standard Deep Laser: 3/8", 7/16", 1/2", 9/16", 5/8", 11/16", 3/4", 13/16", 7/8"	1.9	Plastic Organizer
Q.	9-34568	9 Pc. Twelve-Point Metric Deep Laser Socket Set	12 Pt. Metric Deep Laser: 10, 12, 13, 14, 15, 17, 18, 19, 21 mm	1.9	Plastic Organizer
R.	9-34567	9 Pc. Twelve-Point Standard Deep Laser Socket Set	12 Pt. Metric Deep Laser: 10, 12, 13, 14, 15, 17, 18, 19, 21 mm	1.9	Plastic Organizer
S.	9-34439 	9 Pc. Six-Point Standard Deep Socket Set	6 Pt. Standard Deep: 3/8", 7/16", 1/2", 9/16", 5/8", 11/16", 3/4", 13/16", 7/8"	1.9	Plastic Organizer
T.	9-34443 	9 Pc. Six-Point Metric Deep Socket Set	6 Pt. Metric Deep: 10, 12, 13, 14, 15, 16, 17, 18, 19 mm	1.8	Plastic Organizer

3/8" Drive Sockets ■

Open Stock ■

A. 3/8" Drive Standard Laser Sockets

Size	Six-Point	Eight-Point	Twelve-Point	Wt. lbs.
1/4"	9-45821	9-45790	9-34631	0.1
5/16"	9-45822	9-45791	9-45901	0.1
3/8"	9-45823	9-45792	9-34632	0.1
7/16"	9-45824	9-45793	9-34633	0.1
1/2"	9-45825	9-45794	9-34634	0.1
9/16"	9-45826	—	9-34635	0.1
5/8"	9-45827	—	9-34636	0.1
11/16"	9-45828	—	9-34637	0.2
3/4"	9-45829	—	9-34638	0.2
13/16"	9-45831	—	9-45902	0.2
7/8"	9-45832	—	9-45903	0.2
15/16"	9-45833	—	9-50650	0.3
1"	9-45834	—	9-50651	0.4

Open Stock ■

B. 3/8" Drive Standard Sockets

Size	Six-Point	Eight-Point	Twelve-Point	Wt. lbs.
1/4"	9-42999	9-44341	9-44351	0.1
5/16"	9-43000	9-44342	9-44329	0.1
3/8"	9-43001	9-44343	9-44331	0.1
7/16"	9-43002	9-44344	9-44332	0.1
1/2"	9-43003	9-44345	9-44333	0.1
9/16"	9-43004	—	9-44334	0.1
5/8"	9-43005	—	9-44335	0.2
11/16"	9-43006	—	9-44336	0.2
3/4"	9-43007	—	9-44337	0.2
13/16"	9-43008	—	9-44338	0.2
7/8"	9-43013	—	9-44339	0.2
15/16"	9-43020	—	9-44352	0.3
1"	9-43021	—	9-44353	0.3

Open Stock ■

C. 3/8" Drive Six-Point Standard Deep Laser Sockets

Size	Catalog #	Wt. lbs.
3/8"	9-45835	0.2
7/16"	9-45836	0.2
1/2"	9-45837	0.2
9/16"	9-45838	0.2
5/8"	9-45839	0.3
11/16"	9-45841	0.3
3/4"	9-45842	0.3
13/16"	9-45843	0.3
7/8"	9-45844	0.4
15/16"	9-45845	0.5
1"	9-45846	0.5

Open Stock ■

D. 3/8" Drive Six-Point Metric Deep Laser Sockets

Size	Catalog #	Wt. lbs.
9mm	9-45865	0.1
10mm	9-45866	0.2
11mm	9-45867	0.2
12mm	9-45868	0.2
13mm	9-45869	0.2
14mm	9-45871	0.2
15mm	9-45872	0.2
16mm	9-45873	0.3
17mm	9-45874	0.3
18mm	9-45875	0.3
19mm	9-45876	0.3

Open Stock ■

E. 3/8" Drive Standard Deep Sockets

Size	Six-Point	Twelve-Point	Wt. lbs.
3/8"	9-43333	9-43301	0.2
7/16"	9-43331	9-43311	0.2
1/2"	9-43332	9-43312	0.2
9/16"	9-43334	9-43313	0.2
5/8"	9-43335	9-43314	0.3
11/16"	9-43336	9-43316	0.3
3/4"	9-43337	9-43317	0.3
13/16"	9-43338	9-43318	0.3
7/8"	9-43339	9-43319	0.3
15/16"	9-43328	9-43315	0.4
1"	9-43329	9-43320	0.5

Open Stock ■

F. 3/8" Drive Metric Deep Sockets

Size	Six-Point	Twelve-Point	Wt. lbs.
9mm	9-44425	9-44413	0.1
10mm	9-44426	9-44414	0.1
11mm	9-44427	9-44415	0.1
12mm	9-44428	9-44416	0.1
13mm	9-44429	9-44417	0.1
14mm	9-44431	9-44418	0.1
15mm	9-44432	9-44419	0.1
16mm	9-44433	9-44421	0.1
17mm	9-44434	9-44422	0.2
18mm	9-44435	9-44423	0.2
19mm	9-44436	9-44424	0.2
21mm	—	9-44297	0.3
22mm	—	9-44298	0.4

Open Stock ■

G. 3/8" Drive Metric Laser Sockets

Size	Six-Point	Twelve-Point	Wt. lbs.
6mm	9-45847	—	0.1
7mm	9-45848	—	0.1
8mm	9-45849	—	0.1
9mm	9-45851	9-34639	0.1
10mm	9-45852	9-34641	0.1
11mm	9-45853	9-34642	0.1
12mm	9-45854	9-34643	0.1
13mm	9-45855	9-34644	0.1
14mm	9-45856	9-34645	0.1
15mm	9-45857	9-34646	0.1
16mm	9-45858	9-34647	0.1
17mm	9-45859	9-34648	0.1
18mm	9-45861	9-34649	0.1
19mm	9-45862	9-34651	0.1
20mm	9-45863	—	0.2
21mm	9-45864	9-45921	0.2
22mm	9-45919	—	0.2

Open Stock ■

H. 3/8" Drive Metric Sockets

Size	Six-Point	Twelve-Point	Wt. lbs.
6mm	9-43516	9-44294	0.1
7mm	9-43533	9-44295	0.1
8mm	9-43536	9-44296	0.1
9mm	9-43541	9-44301	0.1
10mm	9-43542	9-44302	0.1
11mm	9-43543	9-44309	0.1
12mm	9-43544	9-44303	0.1
13mm	9-43545	9-44304	0.1
14mm	9-43546	9-44305	0.1
15mm	9-43547	9-44306	0.1
16mm	9-43570	9-44311	0.1
17mm	9-43548	9-44307	0.1
18mm	9-43579	9-44312	0.1
19mm	9-43549	9-44308	0.1
20mm	9-43580	—	0.2
21mm	9-43584	9-44314	0.2
22mm	9-43585	—	0.2



9-34390 ■

I. 12 Pc. 3/8" Drive Six-Point Standard/Metric Flexible Socket Set

Includes: 3/8", 7/16", 1/2", 9/16", 5/8", 3/4", 10, 12, 13, 15, 16, 17 mm

9-34311 ■

J. 7 Pc. 3/8" Drive Twelve-Point Standard Flexible Socket Set

Includes: 3/8", 7/16", 1/2", 9/16", 5/8", 11/16", 3/4"

9-34446 ■

K. 7 Pc. 3/8" Drive Six-Point Metric Flexible Socket Set

Includes: 10, 11, 12, 13, 15, 17, 19 mm

9-34445 ■

L. 7 Pc. 3/8" Drive Six-Point Standard Flexible Socket Set

Includes: 3/8", 7/16", 1/2", 9/16", 5/8", 11/16", 3/4"

Sockets, Ratchets, & Wrenches

3/8" Drive Socket Sets

Open Stock

A. 3/8" Drive Flex Sockets

Catalog #	Standard Size	Pts.	Catalog #	Metric Size	Pts.	Wt. lbs.
9-43261	3/8"	6	9-43201	10mm	6	0.1
9-43262	7/16"	6	9-43202	11mm	6	0.1
9-43263	1/2"	6	9-43203	12mm	6	0.1
9-43264	9/16"	6	9-43204	13mm	6	0.1
9-43265	5/8"	6	9-43205	14mm	6	0.1
9-43266	11/16"	6	9-43206	15mm	6	0.1
9-43267	3/4"	6	9-43207	16mm	6	0.1
9-43252	3/8"	6	9-43208	17mm	6	0.1
9-43253	7/16"	12	9-43209	18mm	6	0.1
9-43254	1/2"	12	9-43211	19mm	6	0.1
9-43255	9/16"	12				
9-43256	5/8"	12				
9-43257	11/16"	12				
9-43258	3/4"	12				

Open Stock

B. 3/8" Drive Crowfoot Wrenches

Catalog #	Standard Size	Wt. lbs.	Catalog #	Metric Size	Wt. lbs.
9-43611	3/8"	0.1	9-43631	10mm	0.1
9-43621	7/16"	0.1	9-43632	11mm	0.1
9-43622	1/2"	0.1	9-43633	12mm	0.1
9-43623	9/16"	0.1	9-43634	13mm	0.1
9-43624	5/8"	0.1	9-43635	14mm	0.1
9-43625	11/16"	0.1	9-43636	15mm	0.1
9-43626	3/4"	0.1	9-43637	16mm	0.1
9-43627	13/16"	0.1	9-43638	17mm	0.1
9-43628	7/8"	0.2	9-43639	18mm	0.1
9-43588	15/16"	0.2	9-43641	19mm	0.1
9-43629	1"	0.3			



C.

9-34188

C. 18 Pc. 3/8" Drive Standard/Metric Crowfoot Wrench Set

Includes: 3/8", 7/16", 1/2", 9/16", 5/8", 11/16", 3/4", 13/16", 7/8", 10, 11, 12, 13, 14, 15, 16, 17, 19 mm

Wt. 1.0 lbs. - Plastic Pouch

9-4363

D. 10 Pc. 3/8" Drive Metric Crowfoot Wrench Set

Includes: 10, 11, 12, 13, 14, 15, 16, 17, 18, 19 mm

Wt. 1.0 lbs. - Plastic Pouch

9-4362

E. 10 Pc. 3/8" Drive Standard Crowfoot Wrench Set

Includes: 3/8", 7/16", 1/2", 9/16", 5/8", 11/16", 3/4", 13/16", 7/8", 1"

Wt. 1.3 lbs. - Plastic Pouch

9-42680

F. 18 Pc. 3/8" Drive Bit Socket Set

Includes:
Standard Hex Bits: 5/32", 3/16", 7/32", 1/4", 5/16", 3/8"

Metric Hex Bits: 4, 5, 6, 7, 8, 10 mm

Slotted Bits: 7/32", 9/32", 3/8"

Phillips Bits: #2, #3, #4

Wt. 1.8 lbs. - Carton



G.

9-42723

G. 23 Pc. 3/8" Drive Standard Bit Socket Set

Includes:
Standard Hex Bits: 5/32", 3/16", 7/32", 1/4", 5/16", 3/8"

Metric Hex Bits: 4, 5, 6, 7, 8, 10 mm

Torx® Bits: T-30, 40, 45, 50

Slotted Bits: 7/32", 9/32", 3/8"

Phillips Bits: #1, #2, #3, #4

Wt. 2.0 lbs. - Carton

9-34447

H. 6 Pc. 3/8" Drive Standard Hex Bit Socket Set

Includes: 5/32", 3/16", 7/32", 1/4", 5/16", 3/8"

Wt. 0.7 lbs. - Carton

9-34448

I. 6 Pc. 3/8" Drive Metric Hex Bit Socket Set

Includes: 4, 5, 6, 7, 8, 10 mm

Wt. 0.7 lbs. - Carton

9-42686

J. 6 Pc. 3/8" Drive Screwdriver Bit Socket Set

Slotted Bits: 7/32", 9/32", 3/8"

Phillips Bits: #2, #3, #4

Wt. 0.7 lbs. - Plastic Pouch



9-34448

K. 6 Pc. 3/8" Drive Metric Hex Bit Socket Set

Includes: 4, 5, 6, 7, 8, 10 mm

Wt. 0.7 lbs. - Carton



9-34449

L. 7 Pc. 1/4" & 3/8" Drive Torx® Bit Socket Set

1/4" Drive: T-15, 20, 25

3/8" Drive: T-30, 40, 45, 50

Wt. 0.5 lbs. - Carton



M.

9-34570

M. 7 Pc. 1/4" and 3/8" External Torx® Socket Accessory Set

Includes: E6, E7, E8, E10, E12, E14, E16

Wt. 0.6 lbs. - Socket Rack

9-34569

N. 7 Pc. Screwdriver Bit Socket Accessory Set

Slotted Bits: 7/32", 9/32", 3/8"

Phillips Bits: #1, #2, #3, #4

Wt. 0.5 lbs. - Socket Rack



O.

Open Stock

O. 3/8" Drive Hex Bit Sockets

Catalog #	Standard Size	Catalog #	Metric Size	Wt. lbs.
9-46668	1/8"	9-42674	4mm	0.1
9-46669	5/32"	9-42675	5mm	0.1
9-46661	3/16"	9-42676	6mm	0.1
9-46662	7/32"	9-42677	7mm	0.1
9-46663	1/4"	9-42678	8mm	0.1
9-46664	5/16"	9-42659	9mm	0.1
9-46665	3/8"	9-42679	10mm	0.1



Open Stock ■

3/8" Drive Screwdriver Bit Sockets

Catalog #	Size	Wt. lbs.
A. Slotted		
9-42651	7/32"	0.1
9-42652	9/32"	0.1
9-42653	3/8"	0.1
B. Phillips		
9-44369	#1	0.1
9-44371	#2	0.1
9-44372	#3	0.1
9-44373	#4	0.1
C. Torx®		
9-34488	T-27	0.1
9-42664	T-30	0.1
9-42665	T-40	0.1
9-42666	T-45	0.1
9-34489	T-47	0.1
9-42667	T-50	0.1
9-34620	E-10	0.1
9-34626	E-12	0.1
9-34627	E-14	0.1
9-34628	E-16	0.1



Open Stock ■

G. 3/8" Drive Spark Plug Sockets

Catalog #	Converts to	Wt. lbs.
9-43324	5/8"	0.2
9-43325	13/16"	0.3
9-43340	3/4"	0.5
9-43330	18mm	0.5



Open Stock ■

H. 3/8" Drive Flexible Spark Plug Sockets


Catalog #	Converts to	Wt. lbs.
9-43322	5/8"	0.3
9-43323	13/16"	0.3



D. 9-4435 ■

3/8" Drive Universal Joint

- Swings 90°
- Wt. 0.1 lbs.



Open Stock ■

I. 3/8" Drive Magnetic Socket Insert Sets

Catalog #	Format	Sizes	Wt. lbs.
9-41349	Standard	3/8" to 7/8"	0.2
9-41350	Metric	10mm to 19mm	0.2



E. 3/8" Drive Socket Adapters ■

- Allow 3/8" sockets to fit drive tools of another size

Open Stock ■

3/8" Drive Socket Adapters

Catalog #	Converts to	Wt. lbs.
9-4258	1/2"	0.1
9-4256	1/4"	0.1



Open Stock ■

F. 3/8" Drive Laser Spark Plug Sockets

Catalog #	Converts to	Wt. lbs.
9-34671	5/8"	0.2
9-50726	13/16"	0.3
9-50727	1/4"	0.5
9-50728	18mm	0.5



9-44191 ■

J. Ratchet Speeder Discs

- Set of three (1/4", 3/8", 1/2")
- Fits between ratchet and socket
- Wt. 0.2 lbs.

Sockets, Ratchets, & Wrenches

3/8" Drive Tools ■



Ratchets ■

	Catalog #	Description	Features	Wt. lbs.
A.	9-44995 	Professional 3/8" Drive Thin Profile Teardrop Ratchet	<ul style="list-style-type: none"> • Easy Access to tight spaces • Quick release lever and reversing button • Full polish comfort grip handle • 6° ratcheting arc • 7-3/4" Long 	0.8
B.	9-44813 	Professional 3/8" Drive Full Polish Quick Release Teardrop Ratchet	<ul style="list-style-type: none"> • Features one-hand direction reverse lever • Raised lip beneath reversing lever prevents accidental lever reversal • 10° ratcheting arc • 7-5/8" (9-44813); 11" (9-44833) 	0.7
C.	9-44833 			
D.	9-44803 	Professional 3 Pc. Full Polish Quick Release Teardrop Ratchet Set	<ul style="list-style-type: none"> • Full polish quick release teardrop ratchets • Includes: <ul style="list-style-type: none"> 9-44812 1/4" Drive 9-44813 3/8" Drive 9-44814 1/2" Drive 	2.4
E.	9-44802 	Professional 2 Pc. 3/8" Drive Full Polish Ratchet Set	<ul style="list-style-type: none"> • Includes: <ul style="list-style-type: none"> 9-44833 9-44834 	1.38
F.	9-44834 	Professional 3/8" Drive Stubby Flex Teardrop Ratchet	<ul style="list-style-type: none"> • Quick release lever and reversing button • 36 teeth • 5-5/8" long 	0.5
G.	9-44836 	Professional 3/8" Drive Ergo Flex Teardrop Ratchet	<ul style="list-style-type: none"> • Quick release lever and reversing button • 36 teeth • Full polish finish • 11-1/8" long 	1.4
H.	9-44835 	Professional 3/8" Drive Offset Flex Teardrop Ratchet	<ul style="list-style-type: none"> • Quick release lever and reversing button • 36 teeth • Full polish finish • 11-1/8" long 	1.3
I.	9-44808	3/8" Drive Quick Release Teardrop Ratchet	<ul style="list-style-type: none"> • 9-44808 - 7-3/4" L, 36 teeth • 9-44811 - 6-3/4" L, 36 teeth 	0.7
J.	9-44811			0.6
K.	9-800303	3 Pc. Quick Release Teardrop Ratchet Set	<ul style="list-style-type: none"> • Quick release teardrop ratchets • Includes: <ul style="list-style-type: none"> 9-44807 1/4" Drive 9-44808 3/8" Drive 9-44809 1/2" Drive 	2.5
L.	9-43303	3 Pc. Socket Cap Set	<ul style="list-style-type: none"> • Includes, 1/4", 3/8", 1/2" 	0.2
M.	9-43781	3/8" Dr. Quick Release Round Head Ratchet	<ul style="list-style-type: none"> • Double-pawl design and built in knurled speeder • 45 teeth • 6-7/8" long 	0.5
N.	9-44815	3/8" Drive Flex-Head Quick Release Teardrop Ratchet	<ul style="list-style-type: none"> • Adjusts from 0° to 90° • 36 teeth • 11-9/16" long 	0.9
O.	9-42794	3/8" Drive Round Head Flex-Head Ratchet	<ul style="list-style-type: none"> • Adjusts from 0° to 90° with positive stop at 0° to 45° • 45 teeth • 11" long 	0.9
P.	9-44837 	3/8" Drive Industrial Finish Teardrop Ratchet	<ul style="list-style-type: none"> • Quick release with positive stop at 0° to 45° • 36 teeth • 6-3/4" long 	0.3



9-4428 ■
Q. 3/8" Drive Slide-Bar Handle
 • Used as "T" or "L" handle
 • 7" long
 Wt. 0.6 lbs.



9-44363 ■
R. 3/8" Drive Flex T-Handle
 • Positive stop at 0° to 45°
 • 10" long
 Wt. 0.8 lbs.



9-44271 ■
S. 3/8" Drive Speeder Wrench
 • 16" long
 Wt. 1.1 lbs.

Open Stock

A. 3/8" Drive Standard and Locking Extension Bars

Catalog #	Type	Length	Finish	Wt. lbs.
9-43537	Standard	1-1/2"	Full Polish	0.1
9-44264	Standard	3"	Full Polish	0.2
9-44261	Standard	6"	Full Polish	0.3
9-44262	Standard	10"	Full Polish	0.6
9-44263	Standard	20"	Full Polish	0.9
9-44356	Locking	3"	Full Polish	0.1
9-44357	Locking	6"	Full Polish	0.3
9-44358	Locking	10"	Full Polish	0.5
9-44206	Standard	3"	Industrial Finish	0.3
9-44207	Standard	6"	Industrial Finish	0.4
9-44208	Standard	10"	Industrial Finish	0.8



9-43282

B.

B. 4 Pc. 3/8" Drive Extension Bar Set

• Includes 1-1/2", 3", 6" and 10" extension bars

Wt. 1.4 lbs. - Carton



C.

9-43355

C. 3 Pc. 3/8" Drive Locking Extension Bar Set

• Includes 3", 6" and 10" extension bars

Wt. 0.5 lbs. - Plastic Pouch



D.

9-34392

D. 8 Pc. 3/8" Drive Accessory Kit

Includes: 9-43537, 9-44264, 9-44261, 9-44262, 9-44363, 9-44271, 9-4256, and 9-4258

Wt. 4.9 lbs. - Carton



E.

Open Stock

E. 3/8" Drive Ratchet Repair Kits

Catalog #	For Ratchet(s)	Wt. lbs.
9-43435	9-43175	0.1
9-43436	9-42792, 9-43781, 9-43788	0.1
9-43438	9-44995	0.1
9-43434	9-44808, 9-44811, 9-44813, 9-44815, 9-44833, 9-44834, 9-44835, 9-44836	0.2

Sockets, Ratchets, & Wrenches

1/2" Drive Socket Sets



9-34955 ■



A. 90 Pc. 1/2" Drive Standard/Metric Socket Set

12 Pt. Standard: 3/8", 7/16", 1/4", 9/16",
5/8", 11/16", 1/2", 13/16", 7/8", 15/16",
1", 1-1/16", 1-1/8", 1-3/16", 1-1/4"

12 Pt. Metric: 17, 18, 19, 20, 21, 22, 23, 24,
25, 26, 27, 28, 29, 30, 32 mm

12 Pt. Standard Deep: 1/2", 9/16", 5/8",
11/16", 3/4", 13/16", 7/8", 15/16", 1",
1-1/16", 1-1/8"

12 Pt. Metric Deep: 13, 14, 15, 16, 17, 18, 19,
20, 21, 22, 24, 27 mm

6 Pt. Spark Plug: 5/8", 13/16"

Standard Combination Wrenches: 1/2", 9/16",
5/8", 11/16", 3/4", 13/16", 7/8", 15/16",
1", 1-1/16", 1-1/8", 1-1/4",
1-5/16"

Metric Combination Wrenches: 15, 16, 17, 18,
19, 20, 21, 22, 23, 24, 25, 26, 27,
28, 30

Additional Tools: QR Teardrop Ratchet, 3", 6",
10" Extension Bars, Flex T-Handle, Speeder,
Universal Joint

Wt. 27.5 lbs. - Carton



9-34824 ■



B. 79 Pc. 1/2" Drive Standard/Metric Socket Set

6 Pt. Standard: 3/8", 7/16", 1/4", 9/16",
5/8", 11/16", 1/2", 13/16", 7/8", 15/16",
1", 1-1/16", 1-1/8", 1-1/4"

6 Pt. Standard Deep: 9/16", 5/8", 11/16",
3/4", 13/16", 7/8", 15/16", 1", 1-1/16",
1-1/8"

12 Pt. Standard: 3/8", 7/16", 1/2", 9/16",
5/8", 11/16", 3/4", 13/16", 7/8", 15/16",
1", 1-1/16", 1-1/8", 1-3/16", 1-1/4"

12 Pt. Metric: 9, 10, 11, 12, 13, 14, 15, 16, 17,
18, 19, 20, 21, 22, 23, 24, 25, 26, 27, 28,
30 mm

12 Pt. Metric Deep: 13, 14, 15, 17, 18, 19, 20,
21, 22, 24, 27 mm

6 Pt. Spark Plug: 5/8", 13/16"

Additional Tools: QR Teardrop Ratchet, 3", 6",
10" Extension Bars, Microtork® Wrench

Wt. 27.0 lbs. - Carton

9-46300 ■



A. 60 Pc. 1/2" Drive Standard/Metric Socket Set

- 6 Pt. Standard: 3/8", 7/16", 1/2", 9/16", 5/8", 11/16", 3/4", 13/16", 7/8", 15/16", 1", 1-1/16", 1-1/8", 1-1/4"
- 6 Pt. Standard Deep: 9/16", 5/8", 11/16", 3/4", 13/16", 7/8", 15/16", 1", 1-1/16", 1-1/8"
- 12 Pt. Metric Deep: 14, 15, 17, 19, 20, 21, 22, 27 mm
- 12 Pt. Metric: 9, 10, 11, 12, 13, 14, 15, 16, 17, 18, 19, 20, 21, 22, 23, 24, 25, 26, 27, 28, 30 mm
- 6 Pt. Spark Plug: 5/8", 13/16"
- Additional Tools: QR Teardrop Ratchet, 3", 6", 10" Extension Bars, Universal Joint
- Wt. 18.4 lbs. - Carton



9-34842 ■



B. 57 Pc. 1/2" Drive Standard/Metric Socket Set

- 6 Pt. Standard: 7/16", 1/2", 9/16", 5/8", 11/16", 3/4", 13/16", 7/8", 15/16", 1", 1-1/16", 1-1/8", 1-1/4"
- 8 Pt. Standard: 7/16", 1/2", 9/16", 5/8", 11/16", 3/4"
- 6 Pt. Standard Deep: 9/16", 5/8", 11/16", 3/4", 13/16", 7/8", 15/16", 1", 1-1/16", 1-1/8"
- Drag Link Sockets: 9/16", 3/4", 15/16", 1-3/16"
- 12 Pt. Standard Deep: 1/2", 9/16", 5/8", 11/16", 3/4", 13/16", 7/8", 15/16", 1", 1-1/16", 1-1/8"
- 6 Pt. Spark Plug: 5/8", 13/16"
- Additional Tools: QR Teardrop Ratchet, QR Flex Teardrop Ratchet, 2", 3", 6", 10" Extension Bars, Universal Joint, 15" Flex T-Handle, Speeder, 9" Slide Bar
- Wt. 25.1 lbs. - Carton



9-34825 ■



C. 42 Pc. 1/2" Drive Standard/Metric Socket Set

- 6 Pt. Standard: 3/8", 7/16", 1/2", 9/16", 5/8", 11/16", 3/4", 13/16", 7/8", 15/16", 1", 1-1/16", 1-1/8", 1-1/4"
- 12 Pt. Metric: 9, 10, 11, 12, 13, 14, 15, 16, 17, 18, 19, 20, 21, 22, 23, 24, 25, 26, 27, 28, 30mm
- 6 Pt. Spark Plug: 5/8", 13/16"
- Additional Tools: QR Teardrop Ratchet, 3", 6", 10" Extension Bars, Universal Joint
- Wt. 12.4 lbs. - Carton



9-43139 ■



D. 38 Pc. 1/2" Drive Standard/Metric Socket Set

- 6 Pt. Standard: 3/8", 7/16", 1/2", 9/16", 5/8", 11/16", 3/4", 13/16", 7/8", 15/16", 1", 1-1/16", 1-1/8", 1-1/4"
- 12 Pt. Metric: 9, 10, 11, 12, 13, 14, 15, 16, 17, 18, 19, 20, 21, 22, 23, 24, 25, 26, 27 mm
- 6 Pt. Spark Plug: 5/8", 13/16"
- Additional Tools: QR Teardrop Ratchet, 3", 6" Extension Bars
- Wt. 10.4 lbs. - Carton



Sockets, Ratchets, & Wrenches

1/2" Drive Socket Sets











A.









K.

1/2" Drive Socket Sets

	Catalog #	Description	Contents	Wt. lbs.	Packaging
A.	9-1595 	36 Pc. Twelve-Point Standard Socket Set	12 Pt. Standard: 3/8", 7/16", 1/2", 9/16", 5/8", 11/16", 3/4", 13/16", 7/8", 15/16", 1", 1-1/16", 1-1/8", 1-3/16", 1-1/4" 12 Pt. Standard Deep: 1/2", 9/16", 5/8", 11/16", 3/4", 13/16", 7/8", 15/16", 1", 1-1/16", 1-1/8" Hex Bits: 1/2", 9/16", 5/8" Additional Tools: 3", 6" Extension Bars, QR Teardrop Ratchet, 9" Slide Bar, 15" Flex T-Handle, Speeder, Universal Joint	21.2	Blow Mold
B.	9-1591 	36 Pc. Six-Point Standard Socket Set	6 Pt. Standard: 3/8", 7/16", 1/2", 9/16", 5/8", 11/16", 3/4", 13/16", 7/8", 15/16", 1", 1-1/16", 1-1/8", 1-3/16", 1-1/4" 6 Pt. Standard Deep: 1/2", 9/16", 5/8", 11/16", 3/4", 13/16", 7/8", 15/16", 1", 1-1/16", 1-1/8" Hex Bits: 1/2", 9/16", 5/8" Additional Tools: 3", 6" Extension Bars, QR Teardrop Ratchet, 9" Slide Bar, 15" Flex T-Handle, Speeder, Universal Joint	21.2	Blow Mold
C.	9-1597 	31 Pc. Twelve-Point Standard Socket Set	12 Pt. Standard: 3/8", 7/16", 1/2", 9/16", 5/8", 11/16", 3/4", 13/16", 7/8", 15/16", 1", 1-1/16", 1-1/8", 1-3/16", 1-1/4" 12 Pt. Standard Deep: 1/2", 9/16", 5/8", 11/16", 3/4", 13/16", 7/8", 15/16", 1", 1-1/16", 1-1/8" Additional Tools: 3", 6", Extension Bars, QR Teardrop Ratchet, 15" Flex T-Handle, Universal Joint	18.7	Blow Mold
D.	9-1592 	31 Pc. Six-Point Standard Socket Set	6 Pt. Standard: 3/8", 7/16", 1/2", 9/16", 5/8", 11/16", 3/4", 13/16", 7/8", 15/16", 1", 1-1/16", 1-1/8", 1-3/16", 1-1/4" 6 Pt. Standard Deep: 1/2", 9/16", 5/8", 11/16", 3/4", 13/16", 7/8", 15/16", 1", 1-1/16", 1-1/8" Additional Tools: 3", 6" Extension Bars, QR Teardrop Ratchet, 15" Flex T-Handle, Universal Joint	18.7	Blow Mold
E.	9-1599 	18 Pc. Twelve-Point Standard Socket Set	12 Pt. Standard: 3/8", 7/16", 1/2", 9/16", 5/8", 11/16", 3/4", 13/16", 7/8", 15/16", 1", 1-1/16", 1-1/8", 1-3/16", 1-1/4" Additional Tools: 6" Extension Bar, QR Teardrop Ratchet, 15" Flex T-Handle	7.7	Blow Mold
F.	9-1593 	18 Pc. Six-Point Standard Socket Set	6 Pt. Standard: 3/8", 7/16", 1/2", 9/16", 5/8", 11/16", 3/4", 13/16", 7/8", 15/16", 1", 1-1/16", 1-1/8", 1-3/16", 1-1/4" Additional Tools: 6" Extension Bar, QR Teardrop Ratchet, 15" Flex T-Handle	7.7	Blow Mold
G.	9-1600 	46 Pc. Twelve-Point Metric Socket Set	12 Pt. Metric: 10, 11, 12, 13, 14, 15, 16, 17, 18, 19, 20, 21, 22, 23, 24, 25, 26, 27, 28, 29, 30, 32 mm 12 Pt. Metric Deep: 10, 11, 12, 13, 14, 15, 16, 17, 18, 19, 20, 21, 22, 24 mm Hex Bits: 12, 14, 17 mm Additional Tools: 3", 6" Extension Bars, QR Teardrop Ratchet, 9" Slide Bar, 15" Flex T-Handle, Speeder, Universal Joint	22.0	Blow Mold
H.	9-1601 	36 Pc. Twelve-Point Metric Socket Set	12 Pt. Metric: 10, 11, 12, 13, 14, 15, 16, 17, 18, 19, 20, 21, 22, 23, 24, 25, 26 mm 12 Pt. Metric Deep: 10, 11, 12, 13, 14, 15, 16, 17, 18, 19, 20, 21, 22, 24 mm Additional Tools: 3", 6" Extension Bars, QR Teardrop Ratchet, 15" Flex T-Handle, Universal Joint	15.1	Blow Mold
I.	9-1602 	20 Pc. Twelve-Point Metric Socket Set	12 Pt. Metric: 10, 11, 12, 13, 14, 15, 16, 17, 18, 19, 20, 21, 22, 23, 24, 25, 26 mm Additional Tools: 6" Extension Bar, QR Teardrop Ratchet, 15" Flex T-Handle	8.4	Blow Mold
J.	9-2103 	13 Pc. Six-Point Standard Laser Socket Set	6 Pt. Standard Laser: 7/16", 1/2", 9/16", 5/8", 11/16", 3/4", 13/16", 7/8", 15/16", 1", 1-1/16", 1-1/8", 1-3/16", 1-1/4"	6.5	Carton
K.	9-34870	17 Pc. Twelve-Point Standard Laser Socket Set	12 Pt. Standard: 7/16", 1/2", 9/16", 5/8", 11/16", 3/4", 13/16", 7/8", 15/16", 1" 12 Pt. Standard Deep: 1/2", 9/16", 5/8", 3/4", 7/8" Additional Tools: QR Teardrop Ratchet, 3" Extension Bar	5.2	Blow Mold
L.	9-34871	17 Pc. Twelve-Point Metric Laser Socket Set	12 Pt. Metric: 10, 12, 13, 14, 15, 17, 18, 19, 21, 22 mm 12 Pt. Metric Deep: 13, 14, 15, 17, 19 mm Additional Tools: QR Teardrop Ratchet, 3" Extension Bar	5.2	Blow Mold
M.	9-34869	15 Pc. Twelve-Point Metric Socket Set	12 Pt. Standard: 7/16", 1/2", 9/16", 5/8", 3/4", 7/8" 12 Pt. Metric: 12, 13, 14, 15, 17, 18, 19 mm Additional Tools: QR Teardrop Ratchet, 3" Extension Bar	3.7	Blow Mold
N.	9-42124	7 Pc. Lug Nut Set	Includes: 3/4", 13/16", 7/8", 15/16", 17mm, 19mm Additional Tools: 6" Extension Bar	3.2	Blow Mold
O.	9-15359	7 Pc. Deep Laser Lug Nut Set	Includes: 13/16", 7/8", 15/16", 17mm, 19mm Additional Tools: 6" Extension Bar	4.8	Blow Mold



1/2" Drive Socket Only Sets ■

	Catalog #	Description	Contents	Wt. lbs.	Packaging
A.	9-34498 	27 Pc. Six-Point Standard Socket Set	6 Pt. Standard: 3/8", 7/16", 1/2", 9/16", 5/8", 11/16", 3/4", 13/16", 7/8", 15/16", 1", 1-1/16", 1-1/8", 1-1/4" 6 Pt. Standard Deep: 1/2", 9/16", 5/8", 11/16", 3/4", 13/16", 7/8", 15/16", 1", 1-1/16", 1-1/8" 6 Pt. Spark Plug: 5/8", 13/16"	8.5	Carton
B.	9-34450 	10 Pc. Six-Point Standard Socket Set	6 Pt. Standard: 3/8", 7/16", 1/2", 9/16", 5/8", 11/16", 3/4", 13/16", 7/8", 15/16"	1.7	Plastic Organizer
C.	9-34576	9 Pc. Six-Point Standard Deep Laser Socket Set	6 Pt. Standard Deep Laser: 1/2", 9/16", 5/8", 11/16", 3/4", 13/16", 7/8", 15/16", 1"	2.5	Plastic Organizer
D.	9-34550	10 Pc. Six-Point Standard Laser Socket Set	6 Pt. Standard Laser: 3/8", 7/16", 1/2", 9/16", 5/8", 11/16", 3/4", 13/16", 7/8", 15/16"	1.7	Plastic Organizer
E.	9-34388 	11 Pc. Twelve-Point Standard Deep Laser Socket Set	12 Pt. Standard Deep: 1/2", 9/16", 5/8", 11/16", 3/4", 13/16", 7/8", 15/16", 1", 1-1/16", 1-1/8"	5.1	Carton
F.	9-34384 	13 Pc. Twelve-Point Standard Laser Socket Set	12 Pt. Standard: 7/16", 1/2", 9/16", 5/8", 11/16", 3/4", 13/16", 7/8", 15/16", 1", 1-1/16", 1-1/8", 1-1/4"	3.5	Carton
G.	9-34578	8 Pc. Twelve-Point Standard Laser Socket Set	12 Pt. Standard Laser Deep: 7/16", 1/2", 9/16", 5/8", 11/16", 3/4", 13/16", 7/8"	2.5	Carton
H.	9-34571	9 Pc. Twelve-Point Metric Laser Socket Set	12 Pt. Standard Laser: 1/2", 9/16", 5/8", 11/16", 3/4", 13/16", 7/8", 15/16", 1"	1.8	Carton
I.	9-34572	5 Pc. Twelve-Point Standard Laser Socket Set	12 Pt. Standard Laser: 1-1/16", 1-1/8", 1-3/16", 1-1/4", 1-1/2"	2.8	Carton
J.	9-34579	5 Pc. Twelve-Point Standard Deep Laser Socket Set	12 Pt. Standard Laser Deep: 15/16", 1", 1-1/16", 1-1/8", 1-3/16"	3.0	Carton
K.	9-34346 	6 Pc. Eight-Point Standard Socket Set	8 Pt. Standard: 7/16", 1/2", 9/16", 5/8", 11/16", 3/4"	1.5	Carton
L.	9-34315 	11 Pc. Six-Point Standard Deep Socket Set	6 Pt. Standard Deep: 1/2", 9/16", 5/8", 11/16", 3/4", 13/16", 7/8", 15/16", 1", 1-1/16", 1-1/8"	5.8	Carton
M.	9-34452 	6 Pc. Six-Point Standard Deep Socket Set	6 Pt. Standard Deep: 9/16", 5/8", 11/16", 3/4", 13/16", 7/8"	2.5	Carton
N.	9-34453 	4 Pc. Six-Point Standard Deep Socket Set	6 Pt. Standard Deep: 15/16", 1", 1-1/16", 1-1/8"	2.6	Carton
O.	9-43147 	28 Pc. Twelve-Point Metric Socket Set	12 Pt. Metric: 9, 10, 11, 12, 13, 15, 16, 17, 18, 19, 20, 21, 22, 23, 24, 25, 26, 27, 28 mm 12 Pt. Metric Deep: 14, 17, 19, 21, 22, 27 mm Spark Plug: 5/8", 13/16"	6.8	Carton
P.	9-34556	10 Pc. Six-Point Metric Laser Socket Set	6 Pt. Metric Laser: 9, 10, 11, 12, 13, 14, 15, 17, 18, 19 mm	1.5	Plastic Organizer
Q.	9-34573	9 Pc. Twelve-Point Metric Laser Socket Set	12 Pt. Metric Laser: 12, 13, 14, 15, 16, 17, 18, 19, 21 mm	1.5	Plastic Organizer
R.	9-34456 	10 Pc. Six Point Metric Socket Set	6 Pt. Metric: 9, 10, 11, 12, 13, 14, 15, 17, 18, 19 mm	1.5	Carton
S.	9-34574	5 Pc. Twelve-Point Metric Laser Socket Set	12 Pt. Metric Laser: 22, 23, 24, 25, 26 mm	1.6	Plastic Organizer
T.	9-34575	6 Pc. Twelve-Point Metric Laser Socket Set	12 Pt. Metric Laser: 27, 28, 29, 30, 32, 36 mm	2.6	Plastic Organizer
U.	9-34580	8 Pc. Twelve-Point Metric Deep Laser Socket set	12 Pt. Metric Deep Laser: 10, 11, 12, 13, 14, 15, 16, 17 mm	2.0	Plastic Organizer
V.	9-34494 	11 Pc. Twelve-Point Metric Deep Socket Set	12 Pt. Metric Deep: 13, 14, 15, 16, 17, 18, 19, 20, 21, 22, 24 mm	4.3	Carton

Sockets, Ratchets, & Wrenches

1/2" Drive Socket Sets

1/2" Drive Socket Only Sets

	Catalog #	Description	Contents	Wt. lbs.	Packaging
A.	9-34495 	13 Pc. Six Point Metric Socket Set	6 Pt. Metric: 9, 10, 11, 12, 13, 14, 15, 15, 17, 18, 19, 21, 22 mm	2.2	Carton
B.	9-34581	6 Pc. Twelve-Point Metric Deep Laser Socket Set	12 Pt. Metric Deep Laser: 18, 19, 20, 21, 22, 24 mm	2.8	Plastic Organizer
C.	9-34459 	6 Pc. Twelve-Point Metric Deep Socket Set	12 Pt. Metric Deep: 13, 14, 15, 16, 17, 18 mm	1.8	Plastic Organizer

1/2" Drive Sockets

Open Stock

D. 1/2" Drive Standard Laser Sockets

Size	Six-Point	Eight-Point	Twelve-Point	Wt. lbs.
3/8"	9-45883		9-34039	0.1
7/16"	9-45884	9-50739	9-34040	0.1
1/2"	9-45885	9-50740	9-34041	0.1
9/16"	9-45886	9-50741	9-34042	0.1
5/8"	9-45887	9-50742	9-34043	0.3
11/16"	9-45888	9-50743	9-34046	0.3
3/4"	9-45889	9-50744	9-34652	0.3
13/16"	9-45890		9-34653	0.3
7/8"	9-45891		9-34654	0.3
15/16"	9-45892		9-34655	0.4
1"	9-50731		9-34054	0.4
1-1/16"	9-50732		9-34057	0.4
1-1/8"	9-50733		9-34056	0.4
1-3/16"	9-50734		9-50748	0.4
1-1/4"	9-50735		9-45905	0.4
1-1/2"			9-50749	0.8

Open Stock

G. 1/2" Drive Standard Deep Sockets

Size	Six-Point	Twelve-Point	Wt. lbs.
1/2"	9-47582	9-47521	0.3
9/16"	9-47583	9-47522	0.3
5/8"	9-47584	9-47523	0.3
11/16"	9-47585	9-47524	0.3
3/4"	9-47586	9-47525	0.3
13/16"	9-47587	9-47527	0.4
7/8"	9-47588	9-47528	0.6
15/16"	9-47589	9-47529	0.6
1"	9-47591	9-47531	0.6
1-1/16"	9-47592	9-47532	0.6
1-1/8"	9-47593	9-47533	0.6

Open Stock

E. 1/2" Drive Standard Sockets

Size	Six-Point	Eight-Point	Twelve-Point	Wt. lbs.
3/8"	9-44053		9-47500	0.1
7/16"	9-44054	9-44221	9-47501	0.1
1/2"	9-44055	9-44222	9-47502	0.1
9/16"	9-44056	9-44223	9-47503	0.1
19/32"			9-47504	0.1
5/8"	9-44057	9-44224	9-47505	0.1
21/32"			9-47506	0.1
11/16"	9-44058	9-44225	9-47507	0.2
3/4"	9-44059	9-44226	9-47508	0.2
25/32"			9-47509	0.2
13/16"	9-44063		9-47511	0.3
7/8"	9-44064		9-47512	0.3
15/16"	9-44065		9-47513	0.3
1"	9-44066		9-47514	0.4
1-1/16"	9-44067		9-47515	0.4
1-1/8"	9-44068		9-47516	0.4
1-3/16"	9-44052		9-47510	0.4
1-1/4"	9-44069		9-47517	0.4
1-1/2"			9-47518	0.8

Open Stock

H. 1/2" Drive Metric Laser Sockets

Size	Six-Point	Twelve-Point	Wt. lbs.
9mm	9-45893	9-34061	0.1
10mm	9-45894	9-34062	0.1
11mm	9-45895	9-34063	0.1
12mm	9-45896	9-34064	0.1
13mm	9-45897	9-34065	0.1
14mm	9-45898	9-34066	0.1
15mm	9-45928	9-34067	0.1
16mm	9-50801	9-34068	0.1
17mm	9-45929	9-34661	0.1
18mm	9-45930	9-34662	0.2
19mm	9-45931	9-34663	0.2
20mm	9-50736	9-34073	0.2
21mm	9-50737	9-34664	0.3
22mm	9-50738	9-34075	0.3
24mm		9-34077	0.3
25mm		9-45923	0.3
26mm		9-50750	0.3
27mm		9-34081	0.3
28mm		9-45925	0.4
29mm		9-50751	0.4
30mm		9-45926	0.4
32mm		9-45927	0.4
36mm		9-50752	0.4

Open Stock

F. 1/2" Drive Six Point Standard Deep Laser Sockets

Size	Catalog #	Size	Catalog #	Wt. lbs.
9/16"	9-45932	12mm	9-44628	0.3
5/8"	9-45933	13mm	9-44629	0.3
11/16"	9-45934	14mm	9-44630	0.3
3/4"	9-45935	15mm	9-44631	0.3
13/16"	9-45936	16mm	9-44632	0.3
7/8"	9-45937	17mm	9-44633	0.3
1/2"	9-50753	18mm	9-44634	0.4
15/16"	9-50754	19mm	9-44635	0.4
1"	9-50755	21mm	9-44637	0.5
1-1/16"	9-50756			
1-1/8"	9-50757			

Open Stock ■

A. 1/2" Drive Metric Sockets

Size	Six-Point	Twelve-Point	Wt. lbs.
9mm	9-44251	9-44231	0.1
10mm	9-44252	9-44232	0.1
11mm	9-44253	9-44229	0.1
12mm	9-44254	9-44233	0.1
13mm	9-44255	9-44234	0.1
14mm	9-44256	9-44235	0.1
15mm	9-44257	9-44236	0.1
16mm	9-44273	9-44266	0.1
17mm	9-44258	9-44237	0.1
18mm	9-44228	9-44267	0.2
19mm	9-44259	9-44238	0.2
20mm	9-44274	9-44268	0.2
21mm	9-44278	9-44249	0.3
22mm	9-44265	9-44239	0.3
23mm		9-44240	0.3
24mm		9-44242	0.3
25mm		9-44269	0.3
26mm		9-44272	0.3
27mm		9-44243	0.4
28mm		9-44276	0.4
29mm		9-44230	0.4
30mm		9-44244	0.4
32mm		9-44245	0.4
36mm		9-44248	0.8



9-34299 ■

E. 1/2" Drive 4 Pc. Drag-Link Socket Set

Wt. 1.0 lbs.



9-4425 ■

J. 1/2" Drive Universal Joint

• Swings 90°

Wt. 0.2 lbs.

Open Stock ■

F. 1/2" Drive Drag-Link Sockets ■

Size	Catalog #	Wt. lbs.
9/16"	9-44511	0.1
3/4"	9-44512	0.1
15/16"	9-44513	0.2
1-3/16"	9-44514	0.3



9-4458 ■

K. 1/2" Drive Stud Remover

• 5/16" to 3/4" capacity

Wt. 0.9 lbs.

Open Stock ■

B. 1/2" Drive Twelve-Point Deep Laser Sockets

Size	Catalog #	Wt. lbs.	Size	Catalog #	Wt. lbs.
7/16"	9-34582	0.2	10mm	9-34584	0.3
1/2"	9-50758	0.3	11mm	9-34585	0.3
9/16"	9-50759	0.4	12mm	9-34586	0.3
5/8"	9-50760	0.4	13mm	9-45938	0.3
11/16"	9-50761	0.5	14mm	9-45939	0.3
3/4"	9-50762	0.5	15mm	9-45940	0.3
13/16"	9-50763	0.6	16mm	9-45941	0.3
7/8"	9-50764	0.8	17mm	9-45942	0.3
15/16"	9-50765	0.8	18mm	9-45943	0.3
1"	9-50766	0.8	19mm	9-50769	0.4
1-1/16"	9-50767	0.9	20mm	9-50771	0.4
1-1/8"	9-50768	1.0	21mm	9-50772	0.5
1-3/16"	9-34583	1.1	22mm	9-50773	0.5
			24mm	9-50774	0.6
			27mm	9-50775	0.8

Open Stock ■

C. 1/2" Drive Twelve-Point Metric Deep Sockets

Size	Catalog #	Wt. lbs.
10mm	9-44438	0.2
11mm	9-44439	0.2
12mm	9-44440	0.2
13mm	9-44441	0.2
14mm	9-44444	0.2
15mm	9-44442	0.3
16mm	9-44443	0.3
17mm	9-44445	0.3
18mm	9-44459	0.3
19mm	9-44446	0.3
20mm	9-44462	0.4
21mm	9-44447	0.4
22mm	9-44448	0.4
24mm	9-44463	0.4
27mm	9-44449	0.6



G.



I.

Open Stock ■

1/2" Drive Hex Bit Sockets and Socket Adapters

Catalog #	Size	Wt. lbs.
G. Hex		
9-46670	1/2"	0.2
9-46671	9/16"	0.2
9-46672	5/8"	0.3
9-42668	12mm	0.2
9-42669	14mm	0.2
9-42670	17mm	0.3
H. Torx*		
9-34490	T-55	0.3
9-34491	T-66	0.3
I. Adapter		
9-4259	Converts to 3/8"	0.2
9-4271	Converts to 3/4"	0.3

Open Stock ■

D. 1/2" Drive Spark Plug Sockets

Size	Type	Catalog #	Wt. lbs.
5/8"	Laser	9-34037	0.3
13/16"	Laser	9-34038	0.4
5/8"	Stamped	9-43327	0.3
13/16"	Stamped	9-44241	0.3

Sockets, Ratchets, & Wrenches

1/2" Drive Tools ■



1/2" Drive Ratchet Sets ■

	Catalog #	Description	Features	Wt. lbs.
A.	9-44996 	Professional 1/2" Drive Thin Profile Teardrop Ratchet	<ul style="list-style-type: none"> • Easy access to tight spaces • Quick release lever and reversing button • Full polish comfort grip handle • 6° ratcheting arc • 10-1/8" Long 	0.8
B.	9-44814 	Professional 1/2" Drive Full Polish Quick Release Teardrop Ratchet	<ul style="list-style-type: none"> • Features one-hand direction reverse lever • Raised lip beneath reversing lever prevents accidental lever reversal • 10° ratcheting arc • 10-3/8" long 	0.7
C.	9-44803 	Professional 3 Pc. Full Polish Quick Release Teardrop Ratchet	<ul style="list-style-type: none"> • Full polish quick release teardrop ratchets • Includes: 9-44812 1/4" Drive 9-44813 1/2" Drive 9-44814 1/2" Drive 	2.4
D.	9-44809	1/2" Drive Quick Release Teardrop Ratchet	<ul style="list-style-type: none"> • 36 teeth • 10-3/8" long 	1.3
E.	9-800303	3 Pc. Quick Release Teardrop Ratchet Set	<ul style="list-style-type: none"> • Quick release teardrop ratchets • Includes: 9-44807 1/4" Drive 9-44808 1/2" Drive 9-44809 1/2" Drive 	2.5
F.	9-43303	3 Pc. Socket Cap Set	<ul style="list-style-type: none"> • Includes, 1/4", 3/8", 1/2" 	0.2
G.	9-44838 	1/2" Drive Industrial Finish Teardrop Ratchet	<ul style="list-style-type: none"> • Quick release • 36 teeth • 10-3/8" long 	1.5
H.	9-44977	1/2" Drive Quick Release Round Head Ratchet	<ul style="list-style-type: none"> • Double-pawl design, built in knurled speeder • 45 teeth • 10-3/8" long 	1.4
I.	9-44816	1/2" Drive Flex-Head Quick Release Teardrop Ratchet	<ul style="list-style-type: none"> • Adjusts from 0° to 90° with positive stops at 0° and 45° • 45 teeth • 16-1/4" long 	2.0
J.	9-44983 	1/2" Drive Flex-Head Quick Release Round Head Ratchet	<ul style="list-style-type: none"> • Adjusts from 0° to 90° with positive stops at 0° and 45° • 45 teeth • 16-1/4" long 	2.0



Open Stock ■

L. 1/2" Drive Slide-Bar and Flex T-Handles

Catalog #	Type	Length	Wt. lbs.
9-44152	Slide Bar	9"	0.9
9-44151	Slide Bar	15"	1.2
9-44201	Flex T-Handles	15"	1.6
9-44202	Flex T-Handles	18"	1.8



9-44161 ■

M. 1/2" Drive Speeder Wrench

- 18" long
- Wt. 1.8 lbs.

9-43283 ■

N. 1/2" Drive 3 Pc. Extension Bar Set

- Includes: 3", 6", 10" Extension Bars
- Wt. 1.9 lbs. - Carton



9-34389 ■

O. 6 Pc. 1/2" Drive Accessory Kit

- Includes: 9-43522, 9-44133, 9-44131, 9-44132, 9-44201, 9-44161
- Wt. 6.3 lbs. - Carton

Open Stock ■

K. 1/2" Drive Standard and Locking Extension Bars

Catalog #	Type	Length	Finish	Wt. lbs.
9-43522	Standard	2"	Full Polish	0.2
9-44133	Standard	3"	Full Polish	0.3
9-44131	Standard	6"	Full Polish	0.6
9-44132	Standard	10"	Full Polish	1.0
9-44134	Standard	20"	Full Polish	1.3
9-44209 	Standard	3"	Industrial Finish	0.3
9-44210 	Standard	6"	Industrial Finish	0.5
9-44211 	Standard	10"	Industrial Finish	1.0



Open Stock ■

P. 1/2" Drive Ratchet Repair Kits

Catalog #	For Ratchet(s)	Wt. lbs.
9-43439	9-44996	0.4
9-43444	9-44809, 9-44814, 9-44816, 9-44838	0.3
9-43445	9-43176, 9-44595, 9-44597	0.3
9-43446	9-44944, 9-44973, 9-44977, 9-44978	0.4

Sockets, Ratchets, & Wrenches

■ 3/4" Drive Socket Sets





A.

B.

C.

3/4" Drive Socket Sets ■

	Catalog #	Description	Contents	Wt. lbs.	Packaging
A.	9-43140	24 Pc. 3/4" Drive Twelve-Point Socket Set	12 Pt. Standard: 7/8", 15/16", 1", 1-1/16", 1-1/8", 1-3/16", 1-1/4", 1-5/16", 1-3/8", 1-7/16", 1-1/2", 1-5/8", 1-11/16", 1-3/4", 1-13/16", 1-7/8", 2", 2-1/8", 2-3/16", 2-1/4" Additional Tools: QR Teardrop Ratchet, 5", 8", 16" Extension Bars	35.3	Blow Mold
B.	9-1604 	20 Pc. 3/4" Drive Twelve-Point Standard Socket Set	12 Pt. Standard: 7/8", 15/16", 1", 1-1/16", 1-1/8", 1-3/16", 1-1/4", 1-5/16", 1-3/8", 1-7/16", 1-1/2", 1-5/8", 1-11/16", 1-3/4", 1-13/16", 1-7/8", 2" Additional Tools: 8", 16" Extension Bars, QR Teardrop Ratchet, Flex T-Handle, Slide Bar Handle	29.8	Blow Mold
C.	9-1605 	13 Pc. 3/4" Drive Twelve-Point Standard Socket Set	12 Pt. Standard: 7/8", 15/16", 1", 1-1/16", 1-1/8", 1-3/16", 1-1/4", 1-5/16", 1-3/8", 1-7/16", 1-1/2" Additional Tools: 8" Extension Bar, QR Teardrop Ratchet	24.2	Blow Mold
D.	9-44086	16 Pc. 3/4" Drive Twelve-Point Standard Laser Socket Set	12 Pt. Standard Laser: 7/8", 15/16", 1", 1-1/16", 1-1/8", 1-1/4", 1-5/16", 1-3/8", 1-7/16", 1-1/2", 1-5/8", 1-11/16", 1-3/4", 1-7/8" Additional Tools: 8" Extension Bar, QR Teardrop Ratchet	17.0	Blow Mold

Open Stock ■

E. 3/4" Drive Twelve-Point Standard Sockets

Catalog #	Size	Wt. lbs.	Catalog #	Size	Wt. lbs.
9-47771	7/8"	0.3	9-47783	1-5/8"	0.9
9-47772	15/16"	0.3	9-47784	1-11/16"	1.1
9-47773	1"	0.3	9-47785	1-3/4"	1.1
9-47774	1-1/16"	0.3	9-47786	1-13/16"	1.2
9-47775	1-1/8"	0.4	9-47787	1-7/8"	1.4
9-47776	1-3/16"	0.4	9-47788	2"	1.7
9-47777	1-1/4"	0.5	9-47789	2-1/8"	1.9
9-47778	1-5/16"	0.6	9-47791	2-3/16"	2.0
9-47779	1-3/8"	0.6	9-47792	2-1/4"	2.1
9-47781	1-7/16"	0.7	9-47793	2-3/8"	2.4
9-47782	1-1/2"	0.7			



L.

L. 3/4" Drive Ratchet Repair Kit ■

Catalog #	For Ratchet(s)	Wt. lbs.
9-43449	9-44801, 9-44804, 9-44839	0.4

Open Stock ■

F. 3/4" Drive Ratchets ■

Catalog #	Description	Features	Wt. lbs.
9-44804	3/4" Drive Quick Release Teardrop Ratchet	• 19-3/4" long	5.0
9-44839 	3/4" Drive Industrial Finish Teardrop Ratchet	• 19-3/4" long	5.0



G.



H.



I.

Open Stock ■

3/4" Drive Slide-Bar, Flex T-Handles and Extension Bars

	Catalog #	Type	Length	Wt. lbs.
G.	9-4443	Slide Bar	18"	3.3
H.	9-4431	Flex T-Handle	18"	2.8
I.	9-4440	Extension Bars	5"	1.0
J.	9-4441	Extension Bars	8"	1.4
K.	9-4442	Extension Bars	16"	2.6

Sockets, Ratchets, & Wrenches

Impact Socket Sets



A.

9-15383

A. 95 Pc. 3/8", 1/2" Drive Six-Point Laser Standard/Metric Impact Socket Set

3/8" Drive Standard : 1/4", 5/16", 3/8", 7/16", 1/2", 9/16", 5/8", 11/16", 3/4"
 3/8" Drive Metric : 10, 11, 12, 13, 14, 15, 16, 17, 18, 19 mm
 3/8" Drive Standard Deep : 1/4", 5/16", 3/8", 7/16", 1/2", 9/16", 5/8", 11/16", 3/4"
 3/8" Drive Metric Deep : 10, 11, 12, 13, 14, 15, 16, 17, 18, 19 mm
 3/8" Drive Additional Tools : 3", 6" Extension Bars, Universal Joint
 1/2" Drive Standard : 3/8", 7/16", 1/2", 9/16", 5/8", 11/16", 3/4", 13/16", 7/8", 15/16", 1", 1-1/16"
 1/2" Drive Metric : 12, 13, 14, 15, 16, 17, 18, 19, 21, 22, 24, 27 mm
 1/2" Drive Standard Deep : 3/8", 7/16", 1/2", 9/16", 5/8", 11/16", 3/4", 13/16", 7/8", 15/16", 1", 1-1/16"
 1/2" Drive Metric Deep : 12, 13, 14, 15, 16, 17, 18, 19, 21, 22, 24, 25 mm
 1/2" Drive Additional Tools : 3", 6", 10" Extension Bars, Universal Joint, Double End Socket, 3/8" -1/2" Socket Adapter
 Wt. 30.69 lbs. - Carton



B.

9-15380

B. 21 Pc. 3/8" Drive Six-Point Impact Laser Standard Socket Set

Standard: 1/4", 5/16", 3/8", 7/16", 1/2", 9/16", 5/8", 11/16", 3/4"
 Standard Deep: 1/4", 5/16", 3/8", 7/16", 1/2", 9/16", 5/8", 11/16", 3/4"
 Additional Tools: 3", 6" Extension Bars, Universal Joint
 Wt. 4.5 lbs. - Carton



C.

9-15382

C. 62 Pc. 3/8", 1/2" Drive Six-Point Laser Standard/Metric Impact Socket Set

3/8" Drive Standard: 7/16", 1/2", 9/16", 5/8", 11/16", 3/4"
 3/8" Drive Metric: 3, 14, 15 mm
 3/8" Drive Standard Deep: 1/4", 5/16", 3/8", 7/16", 1/2", 9/16", 5/8", 11/16", 3/4"
 3/8" Drive Metric Deep: 10, 11, 12, 13, 14, 15 mm
 3/8" Drive Additional Tools: 3", 6" Extension Bars
 1/2" Drive Standard: 1/2", 9/16", 5/8", 11/16", 3/4", 13/16", 7/8", 15/16", 1"
 1/2" Drive Metric: 12, 13, 14, 15, 16, 17, 18, 19 mm
 1/2" Drive Standard Deep: 1/2", 9/16", 5/8", 11/16", 3/4", 13/16", 7/8", 15/16", 1"
 1/2" Drive Metric Deep: 12, 13, 14, 15, 16, 17, 18, 19 mm
 1/2" Drive Additional Tools: 6" Extension Bar, 3/8" -1/2" Socket Adapter
 Wt. 19.5 lbs. - Carton

9-15381

D. 21 Pc. 3/8" Drive Six-Point Impact Laser Standard Socket Set

Metric: 10, 11, 12, 13, 14, 15, 17, 18, 19 mm
 Metric Deep: 10, 11, 12, 13, 14, 18, 19 mm
 Additional Tools: 3", 6" Extension Bars, Universal Joint
 Wt. 4.5 lbs. - Carton



E.

9-15880

E. 9 Pc. 3/8" Drive Six-Point Impact Laser Standard Socket Set

Includes: 1/4", 5/16", 3/8", 7/16", 1/2", 9/16", 5/8", 11/16", 3/4"
 Wt. 1.53 lbs. - Carton

9-15881

F. 9 Pc. 3/8" Drive Six-Point Impact Laser Metric Socket Set

Includes: 10, 11, 12, 13, 14, 15, 17, 18, 19 mm
 Wt. 1.53 lbs. - Carton



G.

9-23763

G. 27 Pc. 1/2" Drive Six-Point Impact Laser Standard Socket Set

Standard: 3/8", 7/16", 1/2", 9/16", 5/8", 11/16", 3/4", 13/16", 7/8", 15/16", 1", 1-1/16"
 Standard Deep: 3/8", 7/16", 1/2", 9/16", 5/8", 11/16", 3/4", 13/16", 7/8", 15/16", 1", 1-1/16"
 Additional Tools: 3", 6" Extension Bars, 3/8" - 1" Socket Adapter
 Wt. 13.0 lbs. - Carton

9-23764

H. 27 Pc. 1/2" Drive Six-Point Impact Laser Metric Socket Set

Metric: 12, 13, 14, 15, 16, 17, 18, 19, 21, 22, 24, 27 mm
 Metric Deep: 12, 13, 14, 15, 16, 17, 18, 19, 21, 22, 24, 27 mm
 Additional Tools: 3", 6" Extension Bars, Universal Joint
 Wt. 13.0 lbs. - Carton



A.

9-15884 ■

A. 12 Pc. 1/2" Drive Six-Point Impact Laser Standard Socket Set

Includes: 3/8", 7/16", 1/2", 9/16", 5/8", 11/16", 3/4", 13/16", 7/8", 15/16", 1", 1-1/16"

Wt. 4.5 lbs. - Carton

9-15885 ■

B. 12 Pc. 1/2" Drive Six-Point Impact Laser Metric Socket Set

Includes: 12, 13, 14, 15, 16, 17, 18, 19, 21, 22, 24, 27 mm

Wt. 4.5 lbs. - Carton



C.

9-15886 ■

C. 12 Pc. 1/2" Drive Six-Point Impact Laser Standard Deep Socket Set

Includes: 3/8", 7/16", 1/2", 9/16", 5/8", 11/16", 3/4", 13/16", 7/8", 15/16", 1", 1-1/16"

Wt. 7.65 lbs. - Carton

9-15887 ■

D. 12 Pc. 1/2" Drive Six-Point Impact Laser Metric Deep Socket Set

Includes: 12, 13, 14, 15, 16, 17, 18, 19, 21, 22, 24, 27 mm

Wt. 7.65 lbs. - Carton

9-15050 ■

E. 12 Pc. 1" Drive Six-Point Impact Laser Standard Socket Set

Includes: 1", 1-1/16", 1-1/8", 1-1/4", 1-5/16", 1-3/8", 1-7/16", 1-1/2", 1-5/8", 1-11/16", 1-3/4", 1-13/16"

Wt. 22.34 lbs. - Carton



F.

9-15051 ■

F. 10 Pc. 1" Drive Six-Point Impact Laser Standard Socket Set

Includes: 1-7/8", 2", 2-1/16", 2-3/16", 2-1/4", 2-3/8", 2-9/16", 2-5/8", 2-3/4", 3"

Wt. 42.9 lbs. - Carton

9-15052 ■

J. 22 Pc. 1" Drive Six-Point Impact Laser Standard Socket Set

Includes: 1", 1-1/16", 1-1/8", 1-1/4", 1-5/16", 1-3/8", 1-7/16", 1-1/2", 1-5/8", 1-11/16", 1-3/4", 1-13/16", 1-7/8", 2", 2-1/16", 2-3/16", 2-1/4", 2-3/8", 2-9/16", 2-5/8", 2-3/4", 3"

Wt. 65.3 lbs. - Carton

Open Stock ■

G. 3/8" Drive Six-Point Laser Impact Sockets

Catalog #	Std. Size	Wt. lbs.	Catalog #	Metric Size	Wt. lbs.
9-15830	1/4"	0.1	9-15839	10 mm	0.1
9-15831	5/16"	0.1	9-15840	11 mm	0.1
9-15832	3/8"	0.1	9-15841	12 mm	0.1
9-15833	7/16"	0.1	9-15842	13 mm	0.1
9-15834	1/2"	0.1	9-15843	14 mm	0.2
9-15835	9/16"	0.2	9-15844	15 mm	0.2
9-15836	5/8"	0.2	9-15976	16 mm	0.2
9-15837	11/16"	0.2	9-15845	17 mm	0.2
9-15838	3/4"	0.2	9-15846	18 mm	0.2
			9-15847	19 mm	0.3

Open Stock ■

H. 3/8" Drive Six-Point Laser Deep Impact Sockets

Catalog #	Std. Size	Wt. lbs.	Catalog #	Metric Size	Wt. lbs.
9-15890	1/4"	0.1	9-15899	10 mm	0.1
9-15891	5/16"	0.1	9-15900	11 mm	0.1
9-15892	3/8"	0.1	9-15901	12 mm	0.1
9-15893	7/16"	0.1	9-15902	13 mm	0.1
9-15894	1/2"	0.1	9-15903	14 mm	0.2
9-15895	9/16"	0.2	9-15904	15 mm	0.2
9-15896	5/8"	0.2	9-15905	16 mm	0.2
9-15897	11/16"	0.2	9-15906	17 mm	0.2
9-15898	3/4"	0.2	9-15907	18 mm	0.2
			9-15908	19 mm	0.3

Open Stock ■

I. 1/2" Drive Six-Point Laser Impact Sockets

Catalog #	Std. Size	Wt. lbs.	Catalog #	Metric Size	Wt. lbs.
9-15848	3/8"	0.2	9-15860	12 mm	0.2
9-15849	7/16"	0.2	9-15861	13 mm	0.2
9-15850	1/2"	0.2	9-15862	14 mm	0.2
9-15851	9/16"	0.2	9-15863	15 mm	0.2
9-15852	5/8"	0.2	9-15864	16 mm	0.2
9-15853	11/16"	0.3	9-15865	17 mm	0.3
9-15854	3/4"	0.3	9-15866	18 mm	0.3
9-15855	13/16"	0.4	9-15867	19 mm	0.4
9-15856	7/8"	0.4	9-15868	21 mm	0.4
9-15857	15/16"	0.4	9-15869	22 mm	0.4
9-15858	1"	0.5	9-15870	24 mm	0.5
9-15859	1-1/16"	0.5	9-15871	27 mm	0.5

Sockets, Ratchets, & Wrenches

Impact Socket Sets ■ Impact Drive Tools ■

Open Stock ■

A. 1/2" Drive Six-Point Laser Deep Impact Sockets

Catalog #	Std. Size	Wt. lbs.	Catalog #	Metric Size	Wt. lbs.
9-15995	3/8"	0.2	9-16073	12 mm	0.2
9-15996	7/16"	0.2	9-16074	13 mm	0.2
9-15997	1/2"	0.2	9-16075	14 mm	0.2
9-15998	9/16"	0.2	9-16076	15 mm	0.2
9-15999	5/8"	0.2	9-16077	16 mm	0.2
9-16060	11/16"	0.3	9-16078	17 mm	0.3
9-16061	3/4"	0.3	9-16079	18 mm	0.3
9-16062	13/16"	0.4	9-16080	19 mm	0.4
9-16063	7/8"	0.4	9-16081	21 mm	0.4
9-15983	15/16"	0.4	9-16085	22 mm	0.4
9-15984	1"	0.5	9-16086	24 mm	0.5
9-15985	1-1/16"	0.5	9-16087	27 mm	0.5

Open Stock ■

B. 1" Drive Six-Point Laser Deep Sockets

Catalog #	Std. Size	Wt. lbs.
9-15161	1"	1.6
9-15162	1-1/16"	1.48
9-15055	1-1/8"	1.46
9-15056	1-1/4"	1.55
9-15057	1-5/16"	1.52
9-15058	1-3/8"	1.64
9-15059	1-7/16"	1.84
9-15060	1-1/2"	1.84
9-15061	1-5/8"	1.99
9-15062	1-11/16"	2.04
9-15063	1-3/4"	2.16
9-15064	1-13/16"	2.33
9-15065	1-7/8"	2.60
9-15066	2"	2.66
9-15067	2-1/16"	3.13
9-15068	2-3/16"	3.24
9-15069	2-1/4"	3.94
9-15070	2-3/8"	4.72
9-15071	2-9/16"	6.11
9-15072	2-5/8"	6.63
9-15073	2-3/4"	6.26
9-15074	3"	7.3

Open Stock ■

C. Impact Extension Bars

Catalog #	Drive. Size	Length	Wt. lbs.
9-19496	3/8"	3"	0.3
9-19497	3/8"	6"	0.5
9-19498	1/2"	3"	0.3
9-19493	1/2"	6"	0.6
9-19499	1/2"	10"	1.0

D. Six-Point Impact Universal Sockets

- Pinless design provides enhanced strength and life over traditional pinned designed swivel sockets
- Greater flex angle for access and speed
- Unique spherical ball design distributes torque loads evenly
- Smaller, tighter joint and drive diameter

Open Stock ■

Size	3/8" Drive	1/2" Drive	Wt. lbs.	Size	3/8" Drive	1/2" Drive	Wt. lbs.
3/8"	9-15780	—	0.2	10mm	9-15790	—	0.2
7/16"	9-15781	—	0.2	11mm	9-15791	—	0.2
1/2"	9-15782	9-15800	0.3	12mm	9-15792	—	0.2
9/16"	9-15783	9-15801	0.3	13mm	9-15793	9-15810	0.3
5/8"	9-15784	9-15802	0.3	14mm	9-15794	9-15811	0.3
11/16"	9-15785	9-15803	0.3	15mm	9-15795	9-15812	0.3
3/4"	9-15786	9-15804	0.5	16mm	9-15796	9-15813	0.5
13/16"	—	9-15805	0.6	17mm	9-15797	9-15814	0.5
7/8"	—	9-15806	0.6	18mm	9-15798	9-15815	0.5
15/16"	—	9-15807	0.7	19mm	—	9-15816	0.6
1"	—	9-15808	0.7	21mm	—	9-15817	0.7
				22mm	—	9-15818	0.7

9-19495 ■

M. 1/2" Drive Double-End Impact Socket

- Six Point openings
- 3/4" on one end, 13/16" at the other
- For 1/2" drive impact tools with extended shank

Wt. 0.4 lbs.

9-19494 ■

N. 1/2" Drive Socket Adapter

- Converts 1/2" drive to 3/8" drive

Wt. 0.3 lbs.



E.

Open Stock ■

E. Impact Laser Universal Joints

Catalog #	Drive Size	Wt. lbs.
9-23766	3/8"	0.4
9-23765	1/2"	0.7

Open Stock ■

F. Impact Universal Joints

Catalog #	Drive Size	Wt. lbs.
9-19491	3/8"	0.3
9-19492	1/2"	0.4



O.

9-19513 ■

O. 9 Pc. Impact Accessory Kit

3/8" Drive: Universal Joint, 3", 6" Extension Bars, Adapter

1/2" Drive: 3", 6", 10" Extension Bars, Double End Impact Socket, Universal Joint

Wt. 4.0 lbs. - Carton



G.



I.

Impact Universal Socket Sets ■

Catalog #	Description	Contents	Wt. lbs.
G. 9-15396	7 Pc. 3/8" Drive Six-Point Laser Standard Impact Universal Socket Set	3/8", 7/16", 1/2", 9/16", 5/8", 11/16", 3/4"	1.9
H. 9-15397	9 Pc. 3/8" Drive Six-Point Laser Metric Impact Universal Socket Set	10, 11, 12, 13, 14, 15, 16, 17, 18 mm	2.4
I. 9-15391	8 Pc. 1/2" Drive Six-Point Laser Standard Impact Universal Socket Set	1/2", 9/16", 5/8", 11/16", 3/4", 13/16", 7/8", 15/16"	3.9
J. 9-15392	5 Pc. 1/2" Drive Six-Point Laser Standard Impact Universal Socket Set	3/4", 13/16", 7/8", 15/16", 1"	3.2
K. 9-15393	5 Pc. 1/2" Drive Six-Point Laser Metric Impact Universal Socket Set	17, 18, 19, 21, 22 mm	3.1
L. 9-15390	9 Pc. 1/2" Drive Six-Point Laser Metric Impact Universal Socket Set	13, 14, 15, 16, 17, 18, 19, 21, 22 mm	4.4



A.



C.

Cross-Force Combination Wrench Sets

	Catalog #	Description	Type	Contents	Wt. lbs.	Packaging
A.	9-44850	7 Pc. Twelve-Point Cross-Force Standard Reversible Ratcheting Combination Wrench Set	Ratcheting	3/8", 7/16", 1/2", 9/16", 5/8", 11/16", 3/4"	3.3	Display Rack
B.	9-44851	7 Pc. Twelve-Point Cross-Force Reversible Metric Ratcheting Combination Wrench Set	Ratcheting	10, 12, 13, 14, 15, 17, 18 mm	3.1	Display Rack
C.	9-46520	8 Pc. Full Polish Twelve-Point Standard Cross-Force Wrench Set	Non-Ratcheting	5/16", 3/8", 7/16", 1/2", 9/16", 5/8", 11/16", 3/4"	4.9	Display Rack
D.	9-46521	8 Pc. Full Polish Twelve-Point Metric Cross-Force Wrench Set	Non-Ratcheting	8, 10, 12, 13, 14, 15, 17, 18 mm	4.7	Display Rack
E.	9-46527	5 Pc. Full Polish Twelve-Point Standard Large Size Cross-Force Wrench Set	Non-Ratcheting	13/16", 7/8", 15/16", 1", 1-1/8"	7.3	Display Rack
F.	9-46528	5 Pc. Full Polish Twelve-Point Metric Large Size Cross-Force Wrench Set	Non-Ratcheting	19, 20, 21, 22, 24 mm	6.1	Display Rack



Open Stock

G. Cross-Force Wrenches

Catalog #	Size	Type	Wt. lbs.	Catalog #	Size	Type	Wt. lbs.
9-43730	3/8"	Ratcheting	0.1	9-43737	10mm	Ratcheting	0.1
9-43731	7/16"	Ratcheting	0.2	9-43738	12mm	Ratcheting	0.2
9-43732	1/2"	Ratcheting	0.2	9-43739	13mm	Ratcheting	0.2
9-43733	9/16"	Ratcheting	0.4	9-43740	14mm	Ratcheting	0.4
9-43734	5/8"	Ratcheting	0.4	9-43741	15mm	Ratcheting	0.4
9-43735	11/16"	Ratcheting	0.5	9-43742	17mm	Ratcheting	0.5
9-43736	3/4"	Ratcheting	0.5	9-43743	18mm	Ratcheting	0.5
9-46490	5/16"	Non-Ratcheting	0.1	9-46530	8mm	Non-Ratcheting	0.1
9-46491	3/8"	Non-Ratcheting	0.2	9-46531	10mm	Non-Ratcheting	0.2
9-46492	7/16"	Non-Ratcheting	0.2	9-46532	12mm	Non-Ratcheting	0.2
9-46493	1/2"	Non-Ratcheting	0.4	9-46533	13mm	Non-Ratcheting	0.4
9-46494	9/16"	Non-Ratcheting	0.4	9-46534	14mm	Non-Ratcheting	0.4
9-46495	5/8"	Non-Ratcheting	0.5	9-46535	15mm	Non-Ratcheting	0.5
9-46496	11/16"	Non-Ratcheting	0.5	9-46536	17mm	Non-Ratcheting	0.5
9-46497	3/4"	Non-Ratcheting	0.5	9-46537	18mm	Non-Ratcheting	0.5
9-46685	13/16"	Non-Ratcheting	1.0	9-46690	19mm	Non-Ratcheting	1.0
9-46686	7/8"	Non-Ratcheting	1.2	9-46691	20mm	Non-Ratcheting	1.2
9-46687	15/16"	Non-Ratcheting	1.2	9-46692	21mm	Non-Ratcheting	1.2
9-46688	1"	Non-Ratcheting	1.5	9-46693	22mm	Non-Ratcheting	1.5
9-46689	1-1/8"	Non-Ratcheting	1.5	9-46694	24mm	Non-Ratcheting	1.5

Sockets, Ratchets, & Wrenches

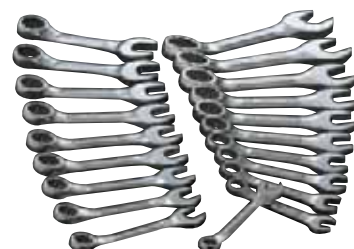
Combination Wrench Sets



A.



F.



K.

Professional Twelve-Point Full Polish Combination Wrench Sets

	Catalog #	Description	Type	Contents	Wt. lbs.	Packaging
A.	9-34951 	Professional 26 Pc. Full-Polish Twelve-Point Standard/Metric Combination Wrench Set	Standard Pattern	1/4", 5/16", 3/8", 7/16", 1/2", 9/16", 5/8", 11/16", 3/4", 13/16", 7/8", 15/16", 1"; 7, 8, 9, 10, 11, 12, 13, 14, 15, 16, 17, 18, 19 mm	9.4	Carton
B.	9-45968 	Professional 18 Pc. Full Polish Twelve-Point Standard Combination Wrench Set	Standard Pattern	1/4", 5/16", 3/8", 7/16", 1/2", 9/16", 5/8", 11/16", 3/4", 13/16", 7/8", 15/16", 1", 1-1/8", 1-5/16", 15/16", 1-1/16", 1-1/4", 1-1/2"	16.9	Carton
C.	9-45969 	Professional 18 Pc. Full Polish Twelve-Point Metric Combination Wrench Set	Standard Pattern	7, 8, 9, 10, 11, 12, 13, 14, 15, 16, 17, 18, 19, 22, 23, 24, 25, 30 mm	8.4	Carton
D.	9-46576 	Professional 14 Pc. Full Polish Twelve-Point Standard Combination Wrench Set	Standard Pattern	5/16", 3/8", 7/16", 1/2", 9/16", 5/8", 11/16", 3/4", 13/16", 7/8", 15/16", 1", 1-1/16", 1-1/8"	8.6	Roll Up Pouch
E.	9-46577 	Professional 14 Pc. Full Polish Twelve-Point Metric Combination Wrench Set	Standard Pattern	9, 10, 11, 12, 13, 14, 15, 17, 18, 19, 22, 23, 24, 25 mm	6.8	Roll Up Pouch
F.	9-1622 	Professional 10 Pc. Full Polish Twelve-Point Standard Combination Wrench Set	Standard Pattern	7/16", 1/2", 9/16", 5/8", 11/16", 3/4", 13/16", 7/8", 15/16", 1"; Tool Roll - 9-1730	5.5	Tool Roll
G.	9-1624 	Professional 10 Pc. Full Polish Twelve-Point Metric Combination Wrench Set	Standard Pattern	10, 11, 12, 13, 14, 15, 16, 17, 18, 19 mm; Tool Roll - 9-1728	3.2	Tool Roll
H.	9-1623 	Professional 7 Pc. Full Polish Twelve-Point Standard Combination Wrench Set	Standard Pattern	3/8", 7/16", 1/2", 9/16", 5/8", 11/16", 3/4"; Tool Roll - 9-1671	2.3	Tool Roll
I.	9-45965 	Professional 5 Pc. Full Polish Twelve-Point Standard Long Pattern Combination Wrench Set	Long Pattern	1-1/16", 1-1/8", 1-1/4", 1-5/16", 1-1/2"	28.7	Display Rack
J.	9-45966 	Professional 5 Pc. Full Polish Twelve-Point Metric Long Pattern Combination Wrench Set	Long Pattern	22, 23, 24, 25, 30 mm	15.5	Display Rack
K.	9-34956 	Professional 20 Pc. Full Polish Twelve-Point Standard/Metric Stubby Combination Wrench Set	Stubby	3/8", 7/16", 1/2", 9/16", 5/8", 11/16", 3/4", 13/16", 7/8", 15/16", 10, 12, 13, 14, 15, 16, 17, 18, 19, 20 mm	4.2	Carton
L.	9-44138 	Professional 11 Pc. Full Polish Twelve-Point Standard Stubby Combination Wrench Set	Stubby	3/8", 7/16", 1/2", 9/16", 5/8", 11/16", 3/4", 13/16", 7/8", 15/16", 1"	3.3	Display Rack
M.	9-44139 	Professional 11 Pc. Full Polish Twelve-Point Metric Stubby Combination Wrench Set	Stubby	10, 12, 13, 14, 15, 17, 18, 19, 20, 21, 22 mm	2.8	Display Rack
N.	9-44101 	Professional 7 Pc. Full Polish Twelve-Point Standard Stubby Combination Wrench Set	Stubby	3/8", 7/16", 1/2", 9/16", 5/8", 11/16", 3/4"	1.3	Display Rack
O.	9-44111 	Professional 7 Pc. Full Polish Twelve-Point Metric Stubby Combination Wrench Set	Stubby	10, 12, 13, 14, 15, 17, 18 mm	1.3	Display Rack



Professional Twelve-Point Full Polish Wrenches

Open Stock

A. Standard Wrenches

Catalog #	Size	Length	Wt. lbs.	Catalog #	Size	Length	Wt. lbs.
9-45973	1/4"	5-5/8"	0.1	9-45982	13/16"	11-3/4"	0.6
9-45974	5/16"	6-1/4"	0.1	9-45983	7/8"	12-1/2"	0.8
9-45975	3/8"	6-3/4"	0.1	9-45984	15/16"	13-1/4"	0.9
9-45976	7/16"	7-3/8"	0.1	9-45985	1"	13-9/16"	1.0
9-45977	1/2"	8"	0.2	9-45950	1-1/16"	14-3/4"	1.3
9-45978	9/16"	8-5/8"	0.2	9-45951	1-1/8"	16"	1.4
9-45979	5/8"	9-1/4"	0.4	9-45952	1-1/4"	17-1/2"	1.8
9-45980	11/16"	10"	0.4	9-45953	1-5/16"	18-1/4"	3.0
9-45981	3/4"	11"	0.5	9-45954	1-1/2"	19-3/8"	3.5

Open Stock

B. Metric Wrenches

Catalog #	Size	Length	Wt. lbs.	Catalog #	Size	Length	Wt. lbs.
9-45986	7mm	5-5/8"	0.1	9-45995	16mm	9-1/4"	0.4
9-45987	8mm	6-1/4"	0.1	9-45996	17mm	9-5/8"	0.4
9-45988	9mm	6-1/2"	0.1	9-45997	18mm	10"	0.4
9-45989	10mm	6-3/4"	0.1	9-45998	19mm	11"	0.5
9-45990	11mm	7-3/8"	0.2	9-45955	21mm	11-5/8"	0.7
9-45991	12mm	7-3/4"	0.2	9-45956	22mm	12-3/8"	0.8
9-45992	13mm	8"	0.4	9-45957	23mm	12-3/4"	0.8
9-45993	14mm	8-5/8"	0.4	9-45958	24mm	13-1/4"	0.9
9-45994	15mm	9"	0.5	9-45959	25mm	13"	1.0
				9-45960	30mm	17"	1.5



Open Stock

C. Stubby Wrenches

Catalog #	Size	Length	Wt. lbs.	Catalog #	Size	Length	Wt. lbs.
9-44089	5/16"	3-5/8"	0.1	9-44112	9mm	3-5/8"	0.1
9-44103	3/8"	3-3/4"	0.1	9-44113	10mm	3-3/4"	0.1
9-44104	7/16"	4"	0.1	9-44114	12mm	4-7/16"	0.1
9-44105	1/2"	4-1/4"	0.1	9-44115	13mm	4-5/8"	0.1
9-44106	9/16"	4-1/2"	0.1	9-44116	14mm	4-7/8"	0.1
9-44107	5/8"	4-7/8"	0.2	9-44117	15mm	5-7/16"	0.1
9-44108	11/16"	5-1/4"	0.2	9-44140	16mm	5-7/16"	0.2
9-44109	3/4"	5-1/2"	0.3	9-44118	17mm	5-3/4"	0.2
9-44099	13/16"	5-7/8"	0.4	9-44119	18mm	6"	0.2
9-44100	7/8"	6-1/2"	0.4	9-44120	19mm	6-3/4"	0.3
9-44102	15/16"	6-7/8"	0.5	9-44122	20mm	7-1/8"	0.3
9-44110	1"	7-1/2"	0.6	9-44124	21mm	7-1/2"	0.4
				9-44130	22mm	7-15/16"	0.4

Sockets, Ratchets, & Wrenches

Combination Wrench Sets



A.









F.



N.

Twelve-Point Combination Wrench Sets

	Catalog #	Description	Contents	Wt. lbs.	Packaging
A.	9-44048	43 Pc. Twelve-Point Standard/Metric Combination Wrench Set	1/4", 5/16", 11/32", 3/8", 7/16", 1/2", 9/16", 5/8", 11/16", 3/4", 13/16", 7/8", 15/16", 1", 1-1/16", 1-1/8", 1-1/4", 1-5/16", 6, 7, 8, 9, 10, 11, 12, 13, 14, 15, 16, 17, 18, 19, 20, 21, 22, 23, 24, 25, 26, 27, 28, 29, 30, 32 mm	25.5	Carton
B.	9-44049	32 Pc. Twelve-Point Standard/Metric Combination Wrench Set	1/4", 5/16", 11/32", 3/8", 7/16", 1/2", 9/16", 5/8", 11/16", 3/4", 13/16", 7/8", 15/16", 1", 1-1/16", 1-1/8", 7, 8, 9, 10, 11, 12, 13, 14, 15, 16, 17, 18, 19, 21, 22, 24 mm	12.7	Carton
C.	9-46935	26 Pc. Twelve-Point Standard Combination Wrench Set	Std. Combo Wrenches - 1/4", 5/16", 11/32", 3/8", 7/16", 1/2", 9/16", 5/8", 11/16", 3/4", 13/16", 7/8", 15/16", 1", 1-1/16", 1-1/8", 1-1/4", 1-5/16" Std. Combo Ignition Wrenches - 5/32", 3/16", 13/64", 7/32", 15/64", 1/4"	10.9	Blow Mold
D.	9-46936	26 Pc. Twelve-Point Metric Combination Wrench Set	7, 8, 9, 10, 11, 12, 13, 14, 15, 16, 17, 18, 19, 20, 21, 22 mm	8.2	Blow Mold
E.	9-47018	18 Pc. Twelve-Point Standard Combination Wrench Set	1/4", 5/16", 11/32", 3/8", 7/16", 1/2", 9/16", 5/8", 11/16", 3/4", 13/16", 7/8", 15/16", 1", 1-1/16", 1-1/8", 1-1/4", 1-5/16"	12.0	Carton
F.	9-1606 	15 Pc. Twelve-Point Standard Combination Wrench Set	5/16", 3/8", 7/16", 1/2", 9/16", 5/8", 11/16", 3/4", 13/16", 7/8", 15/16", 1", 1-1/16", 1-1/8", 1-1/4", Tool Roll - 9-1754	10.1	Tool Roll
G.	9-1607 	10 Pc. Twelve-Point Standard Combination Wrench Set	7/16", 1/2", 9/16", 5/8", 11/16", 3/4", 13/16", 7/8", 15/16", 1", Tool Roll - 9-1730	5.9	Tool Roll
H.	9-1612 	15 Pc. Twelve-Point Metric Combination Wrench Set	7, 8, 9, 10, 11, 12, 13, 14, 15, 16, 17, 18, 19, 20, 21 mm, Tool Roll - 9-1753	6.3	Tool Roll
I.	9-1613 	10 Pc. Twelve-Point Metric Combination Wrench Set	10, 11, 12, 13, 14, 15, 16, 17, 18, 19 mm, Tool Roll - 9-1728	4.9	Tool Roll
J.	9-47014	14 Pc. Twelve-Point Standard Combination Wrench Set	3/8", 7/16", 1/2", 9/16", 5/8", 11/16", 3/4", 13/16", 7/8", 15/16", 1", 1-1/16", 1-1/8", 1-1/4"	10.2	Roll Up Pouch
K.	9-47015	14 Pc. Twelve-Point Metric Combination Wrench Set	8, 10, 12, 13, 15, 17, 18, 19, 20, 22, 24, 27, 28, 32 mm	9.4	Roll Up Pouch
L.	9-47046	12 Pc. Twelve-Point Combination Wrench Set	1/4", 5/16", 11/32", 3/8", 7/16", 1/2", 9/16", 5/8", 11/16", 3/4", 13/16", 7/8"	3.7	Display Rack
M.	9-47047	12 Pc. Twelve-Point Metric Combination Wrench Set	7, 8, 9, 10, 11, 12, 13, 14, 15, 16, 17, 18 mm	2.8	Display Rack
N.	9-46939	5 Pc. Twelve-Point Standard Combination Wrench Set	1", 1-1/16", 1-1/8", 1-1/4", 1-5/16"	9.3	Blow Mold
O.	9-46940	5 Pc. Twelve-Point Metric Combination Wrench Set	22, 23, 24, 25, 30 mm	6.4	Blow Mold
P.	9-1608 	7 Pc. Twelve-Point Combination Wrench Set	3/8", 7/16", 1/2", 9/16", 5/8", 11/16", 3/4", Tool Roll - 9-1671	2.6	Tool Roll
Q.	9-1610 	18 Pc. Twelve-Point Metric Combination Wrench Set	7, 8, 9, 10, 11, 12, 13, 14, 15, 16, 17, 18, 19, 20, 21, 22, 23, 24 mm, Tool Roll - 9-1755	8.6	Tool Roll

Twelve-Point Combination Wrenches

Open Stock

A. Standard Wrenches

Catalog #	Size	Length	Wt. lbs.	Catalog #	Size	Length	Wt. lbs.
9-44699	1/4"	3-5/16"	0.1	9-44702	13/16"	10-9/16"	0.5
9-44691	5/16"	4-3/8"	0.1	9-44703	7/8"	11-1/2"	0.7
9-44692	11/32"	4-13/16"	0.1	9-44704	15/16"	12-1/2"	0.8
9-44693	3/8"	5-1/4"	0.1	9-44705	1"	13-1/2"	1.0
9-44694	7/16"	5-13/16"	0.1	9-44706	1-1/16"	14-5/8"	1.1
9-44695	1/2"	6-1/2"	0.1	9-44707	1-1/8"	15-9/16"	1.3
9-44696	9/16"	7-3/16"	0.2	9-44708	1-1/4"	16-7/8"	1.6
9-44697	5/8"	8"	0.3	9-44709	1-5/16"	18-1/4"	1.8
9-44698	11/16"	8-25/32"	0.4				
9-44701	3/4"	9-5/8"	0.5				

Open Stock

B. Metric Wrenches

Catalog #	Size	Length	Wt. lbs.	Catalog #	Size	Length	Wt. lbs.
9-42909	6mm	3-5/16"	0.1	9-42925	18mm	8-13/16"	0.4
9-42911	7mm	3-3/16"	0.1	9-42921	19mm	9-1/2"	0.5
9-42912	8mm	4-1/8"	0.1	9-42937	20mm	10-1/4"	0.5
9-42913	9mm	4-3/8"	0.1	9-42938	21mm	10-7/8"	0.6
9-42914	10mm	4-3/4"	0.1	9-42922	21mm	11-7/16"	0.7
9-42915	11mm	5-3/8"	0.1	9-42939	22mm	12-1/8"	0.8
9-42916	12mm	5-7/8"	0.1	9-42923	23mm	12-1/4"	0.8
9-42917	13mm	6-1/16"	0.2	9-42931	24mm	13-1/2"	1.0
9-42918	14mm	6-7/8"	0.3	9-42932	25mm	14-1/16"	1.0
9-42919	15mm	7-13/16"	0.3	9-42933	26mm	14-5/8"	1.2
9-42924	16mm	8"	0.3	9-42934	28mm	16-7/8"	1.9
9-42929	17mm	8-13/16"	0.4	9-42935	30mm	16-1/4"	1.7
				9-42936	32mm	15-9/16"	1.7



C.

H.



Six-Point Combination Wrench Sets

	Catalog #	Description	Contents	Wt. lbs.	Packaging
	C.	28 Pc. Six-Point Standard/Metric Combination Wrench Set	1/4", 5/16", 11/32", 3/8", 7/16", 1/2", 9/16", 5/8", 11/16", 3/4", 13/16", 7/8", 15/16", 1", 6, 7, 8, 9, 10, 11, 12, 13, 14, 15, 16, 17, 18, 19 mm	7.4	Carton
	D.	12 Pc. Six-Point Standard Combination Wrench Set	1/4", 5/16", 11/32", 3/8", 7/16", 1/2", 9/16", 5/8", 11/16", 3/4", 13/16", 7/8"	3.6	Carton
	E.	12 Pc. Six-Point Metric Combination Wrench Set	7, 8, 9, 10, 11, 12, 13, 14, 15, 16, 17, 18 mm	2.7	Carton
	F.	10 Pc. Six-Point Standard Combination Wrench Set	7/16", 1/2", 9/16", 5/8", 11/16", 3/4", 13/16", 7/8", 15/16", 1", Tool Roll - 9-1730	5.2	Tool Roll
	G.	10 Pc. Six-Point Metric Combination Wrench Set	10, 11, 12, 13, 14, 15, 16, 17, 18, 19, Tool Roll - 9-1728	3.1	Tool Roll
	H.	7 Pc. Six-Point Standard Combination Wrench Set	3/8", 7/16", 1/2", 9/16", 5/8", 11/16", 3/4", Tool Roll - 9-1671	2.3	Tool Roll


Sockets, Ratchets, & Wrenches

Combination Wrenches ■ Ratcheting Combination Wrench Sets ■

Open Stock ■

A. Six-Point Combination Wrenches

Catalog #	Size	Length	Wt. lbs.	Catalog #	Size	Length	Wt. lbs.
9-44381	1/4"	3-5/16"	0.1	9-42863	6mm	3-5/16"	0.4
9-44382	5/16"	4-3/8"	0.1	9-42864	7mm	4-7/32"	0.5
9-44399	11/32"	4-13/16"	0.1	9-42865	8mm	4-3/8"	0.5
9-44383	3/8"	5-1/4"	0.1	9-42866	9mm	4-13/16"	0.6
9-44384	7/16"	5-13/16"	0.2	9-42867	10mm	5-17/32"	0.7
9-44385	1/2"	6-1/2"	0.2	9-42868	11mm	5-13/16"	0.8
9-44386	9/16"	7-3/16"	0.3	9-42869	12mm	6-7/32"	0.8
9-44387	5/8"	8"	0.4	9-42870	13mm	6-4/2"	1.0
9-44388	11/16"	8-25/32"	0.6	9-42871	14mm	7-3/16"	1.0
9-44389	3/4"	9-5/8"	0.6	9-42872	15mm	8"	1.2
9-44390	13/16"	10-9/16"	0.7	9-42873	16mm	8"	1.9
9-44391	7/8"	11-1/2"	0.7	9-42874	17mm	8-13/16"	1.7
9-44392	15/16"	12-1/2"	0.7	9-42875	18mm	8-13/16"	1.7
9-44393	1"	13-1/2"	1.0	9-42876	19mm	9-5/8"	



B.



E.



F.



M.

Ratcheting Combination Wrench Sets ■

	Catalog #	Description	Type	Contents	Wt. lbs.	Packaging
B.	9-46407	14 Pc. Standard/Metric Reversible Ratcheting Combination Wrench Set	Reversible	5/16", 3/8", 7/16", 1/2", 9/16", 5/8", 3/4", 8, 10, 12, 13, 14, 15, 18mm	4.5	Carton
C.	9-42404	8 Pc. Standard Reversible Ratcheting Combination Wrench Set	Reversible	5/16", 3/8", 7/16", 1/2", 9/16", 5/8", 11/16", 3/4"	3.1	Carton
D.	9-42405	8 Pc. Metric Reversible Ratcheting Wrench Set	Reversible	8, 10, 12, 13, 14, 15, 17, 18 mm	3.0	Carton
E.	9-42122	28 Pc. Reversible Ratcheting Wrench and Wrench Socket Set	Reversible	Rev. Wrenches - 5/16", 3/8", 7/16", 1/2", 9/16", 5/8", 3/4", 8, 10, 12, 13, 14, 15, 18mm Wrench Sockets - 5/16", 3/8", 7/16", 1/2", 9/16", 5/8", 3/4", 8, 10, 12, 13, 14, 15, 18mm	5.1	Carton
F.	9-42816	16 Pc. Standard/Metric Wrench Socket Set	Wrench Socket	5/16", 3/8", 7/16", 1/2", 9/16", 5/8", 11/16", 3/4", 8, 10, 12, 13, 14, 15, 17, 18 mm	1.6	Carton
G.	9-42801	8 Pc. Metric Wrench Socket Set	Wrench Socket	8, 10, 12, 13, 14, 15, 17, 18 mm	0.8	Carton
H.	9-42800	8 Pc. Standard Wrench Socket Set	Wrench Socket	5/16", 3/8", 7/16", 1/2", 9/16", 5/8", 11/16", 3/4"	0.8	Carton
I.	9-42450	8 Pc. Full Polish Standard Ratcheting Combination Wrench Set	Full Polish	5/16", 3/8", 7/16", 1/2", 9/16", 5/8", 11/16", 3/4"	2.9	Carton
J.	9-42451	8 Pc. Full Polish Metric Ratcheting Combination Wrench Set	Full Polish	8, 10, 12, 13, 14, 15, 17, 18 mm	2.9	Carton
K.	9-42444	8 Pc. Standard Ratcheting Combination Wrench Set	Standard Finish	5/16", 3/8", 7/16", 1/2", 9/16", 5/8", 11/16", 3/4"	3.2	Display Rack
L.	9-42445	8 Pc. Metric Ratcheting Combination Wrench Set	Standard Finish	8, 10, 12, 13, 14, 15, 17, 18 mm	2.4	Display Rack
M.	9-42400	7 Pc. Standard Locking Flex Ratcheting Combination Wrench Set	Locking Flex	5/16", 3/8", 7/16", 1/2", 9/16", 5/8", 3/4"	3.2	Display Rack
N.	9-42401	7 Pc. Metric Locking Flex Ratcheting Combination Wrench Set	Locking Flex	8, 10, 12, 13, 15, 17, 19 mm	3.2	Display Rack
O.	9-42040	7 Pc. Standard Stubby Locking Flex Ratcheting Combo Wrench Set	Stubby Locking Flex	5/16", 3/8", 7/16", 1/2", 9/16", 5/8", 3/4"	3.1	Display Rack
P.	9-42041	7 Pc. Metric Stubby Locking Flex Ratcheting Combo Wrench Set	Stubby Locking Flex	8, 10, 12, 13, 15, 17, 18 mm	3.0	Display Rack

Open Stock

A. Ratcheting Combination Wrenches

Catalog #	Size	Type	Wt. lbs.	Catalog #	Size	Type	Wt. lbs.
9-42412	5/16"	Reversible	0.1	9-42420	8mm	Reversible	0.1
9-42413	3/8"	Reversible	0.1	9-42421	10mm	Reversible	0.1
9-42414	7/16"	Reversible	0.1	9-42422	11mm	Reversible	0.1
9-42415	1/2"	Reversible	0.2	9-42423	12mm	Reversible	0.1
9-42416	9/16"	Reversible	0.2	9-42424	13mm	Reversible	0.2
9-42417	5/8"	Reversible	0.3	9-42425	14mm	Reversible	0.2
9-42418	11/16"	Reversible	0.3	9-42426	15mm	Reversible	0.2
9-42419	3/4"	Reversible	0.4	9-42427	16mm	Reversible	0.3
9-42560	5/16"	Non-Rev/Full Polish	0.1	9-42428	17mm	Reversible	0.3
9-42561	3/8"	Non-Rev/Full Polish	0.2	9-42429	18mm	Reversible	0.4
9-42562	7/16"	Non-Rev/Full Polish	0.2	9-42430	19mm	Reversible	0.4
9-42563	1/2"	Non-Rev/Full Polish	0.3	9-42568	8mm	Non-Rev/Full Polish	0.1
9-42564	9/16"	Non-Rev/Full Polish	0.3	9-42569	10mm	Non-Rev/Full Polish	0.2
9-42565	5/8"	Non-Rev/Full Polish	0.4	9-42570	12mm	Non-Rev/Full Polish	0.2
9-42566	11/16"	Non-Rev/Full Polish	0.5	9-42571	13mm	Non-Rev/Full Polish	0.3
9-42567	3/4"	Non-Rev/Full Polish	0.6	9-42572	14mm	Non-Rev/Full Polish	0.3
9-42633	5/16"	Standard Finish	0.1	9-42573	15mm	Non-Rev/Full Polish	0.4
9-42634	3/8"	Standard Finish	0.1	9-42575	17mm	Non-Rev/Full Polish	0.5
9-42635	7/16"	Standard Finish	0.1	9-42576	18mm	Non-Rev/Full Polish	0.6
9-42636	1/2"	Standard Finish	0.2	9-42640	8mm	Standard Finish	0.1
9-42637	9/16"	Standard Finish	0.2	9-42641	10mm	Standard Finish	0.1
9-42638	5/8"	Standard Finish	0.3	9-42648	12mm	Standard Finish	0.1
9-42647	11/16"	Standard Finish	0.3	9-42642	13mm	Standard Finish	0.1
9-42639	3/4"	Standard Finish	0.4	9-42643	14mm	Standard Finish	0.2
9-42470	5/16"	Locking Flex	0.1	9-42644	15mm	Standard Finish	0.2
9-42471	3/8"	Locking Flex	0.2	9-42645	17mm	Standard Finish	0.2
9-42472	7/16"	Locking Flex	0.2	9-42646	18mm	Standard Finish	0.4
9-42473	1/2"	Locking Flex	0.3	9-42477	8mm	Locking Flex	0.1
9-42474	9/16"	Locking Flex	0.4	9-42478	10mm	Locking Flex	0.2
9-42475	5/8"	Locking Flex	0.5	9-42479	12mm	Locking Flex	0.3
9-42476	3/4"	Locking Flex	0.8	9-42480	13mm	Locking Flex	0.3
9-42484	5/16"	Stubby Locking Flex	0.2	9-42481	15mm	Locking Flex	0.5
9-42485	3/8"	Stubby Locking Flex	0.2	9-42482	17mm	Locking Flex	0.6
9-42486	7/16"	Stubby Locking Flex	0.2	9-42483	19mm	Locking Flex	0.8
9-42487	1/2"	Stubby Locking Flex	0.3	9-42491	8mm	Stubby Locking Flex	0.2
9-42488	9/16"	Stubby Locking Flex	0.4	9-42492	10mm	Stubby Locking Flex	0.2
9-42489	5/8"	Stubby Locking Flex	0.4	9-42493	12mm	Stubby Locking Flex	0.2
9-42490	3/4"	Stubby Locking Flex	0.5	9-42494	13mm	Stubby Locking Flex	0.3
				9-42495	15mm	Stubby Locking Flex	0.5
				9-42496	17mm	Stubby Locking Flex	0.4
				9-42497	18mm	Stubby Locking Flex	0.5








B. 



D. 

Industrial Finish Twelve-Point Combination Wrenches

	Catalog #	Description	Contents	Wt. lbs.	Packaging
B.	9-46970 	14 Pc. Industrial Finish Twelve-Point Standard Combination Wrench Set	3/8", 7/16", 1/2", 9/16", 5/8", 11/16", 3/4", 13/16", 7/8", 15/16", 1", 1-1/16", 1-1/8", 1-1/4"	9.4	Carton
C.	9-46971 	15 Pc. Industrial Finish Twelve-Point Metric Combination Wrench Set	10, 11, 12, 13, 14, 15, 16, 17, 18, 19, 20, 21, 22, 23, 24 mm	6.6	Carton
D.	9-1627 	10 Pc. Industrial Finish Twelve-Point Standard Combination Wrench Set	7/16", 1/2", 9/16", 5/8", 11/16", 3/4", 13/16", 7/8", 15/16", 1". Tool Roll - 9-1730	5.2	Tool Roll
E.	9-1630 	10 Pc. Industrial Finish Twelve-Point Metric Combination Wrench Set	10, 11, 12, 13, 14, 15, 16, 17, 18, 19, Tool Roll - 9-1728	3.1	Tool Roll
F.	9-1628 	7 Pc. Industrial Finish Twelve-Point Standard Combination Wrench Set	3/8", 7/16", 1/2", 9/16", 5/8", 11/16", 3/4", Tool Roll - 9-1671	2.2	Tool Roll

Sockets, Ratchets, & Wrenches

Industrial Finish Combination Wrenches ■ Ignition Wrenches ■

Open Stock ■

A. Industrial Finish Twelve-Point Combination Wrenches

Catalog #	Size	Length	Wt. lbs.	Catalog #	Size	Length	Wt. lbs.
9-46582	3/8"	5-1/4"	0.1	9-46973	10mm	4-3/4"	0.1
9-46583	7/16"	5-13/16"	0.1	9-46974	11mm	5-3/8"	0.1
9-46584	1/2"	6-1/2"	0.2	9-46975	12mm	5-7/8"	0.2
9-46585	9/16"	7-3/16"	0.2	9-46976	13mm	6-1/16"	0.2
9-46586	5/8"	8"	0.3	9-46977	14mm	6-7/8"	0.2
9-46587	11/16"	8-25/32"	0.4	9-46978	15mm	7-13/16"	0.3
9-46588	3/4"	9-5/8"	0.5	9-46979	16mm	8"	0.3
9-46589	13/16"	10-9/16"	0.6	9-46980	17mm	8-13/16"	0.4
9-46590	7/8"	11-1/2"	0.7	9-46981	18mm	8-13/16"	0.4
9-46591	15/16"	12-1/2"	0.8	9-46982	19mm	9-1/2"	0.5
9-46592	1"	13-1/2"	1.0	9-46983	20mm	10-1/4"	0.6
9-46593	1-1/16"	14-5/8"	1.2	9-46984	21mm	10-7/8"	0.6
9-46594	1-1/8"	15-9/16"	1.4	9-46985	22mm	10-7/16"	0.7
9-46595	1-1/4"	16-7/8"	1.6	9-46986	23mm	12-1/8"	0.8
				9-46987	24mm	12-1/4"	0.8



B.

C.

Ignition Wrenches ■

	Catalog #	Description	Contents	Wt. lbs.	Packaging
B.	9-47979	20 Pc. Standard Combination Ignition Wrench Set	5/32", 3/16", 13/64", 7/32", 15/64", 1/4", 9/32", 5/16", 3/8", 7/16", 4, 4.5, 5, 5.5, 6, 7, 8, 9, 10, 11 mm	.88	Pouch
C.	9-42319	10 Pc. Standard Combination Ignition Wrench Set	5/32", 3/16", 13/64", 7/32", 15/64", 1/4", 9/32", 5/16", 3/8", 7/16"	0.4	Carton
D.	9-42339	10 Pc. Metric Combination Ignition Wrench Set	4, 4.5, 5, 5.5, 6, 7, 8, 9, 10, 11 mm	0.3	Carton

Open Stock ■

E. Combination Ignition Wrenches

Catalog #	Size	Wt. lbs.	Catalog #	Size	Wt. lbs.
9-42320	5/32"	0.1	9-42340	4mm	0.1
9-42321	3/16"	0.1	9-42341	4.5mm	0.1
9-42322	13/64"	0.1	9-42342	5mm	0.1
9-42323	7/32"	0.1	9-42343	5.5mm	0.1
9-42324	15/64"	0.1	9-42344	6mm	0.1
9-42325	1/4"	0.1	9-42345	7mm	0.1
9-42326	9/32"	0.1	9-42346	8mm	0.1
9-42327	5/16"	0.1	9-42347	9mm	0.1
9-42328	3/8"	0.1	9-42348	10mm	0.1
9-42329	7/16"	0.1	9-42349	11mm	0.1

9-42600 ■

A. 4-in-One Standard Wrench Set

- 12 Pt. hex opening for perfect no slip fit
- Wrench handles and wheels heat treated
- Each wrench contains two reversing levers

Includes: 9-42602 5/16" x 3/8" and 7/16" x 1/2"
 9-42603 9/16" x 5/8" and 11/16 x 3/4"

Wt. 0.88 lbs. – Display Card



A.

9-42601 ■

B. 4-in-One Metric Wrench Set

- 12 Pt. hex opening for perfect no slip fit
- Wrench handles and wheels heat treated
- Each wrench contains two reversing levers

Includes: 9-42604 8mm x 10mm and 12mm x 13mm
 9-42605 16mm x 17mm and 18mm x 19mm

Wt. 0.88 lbs. – Display Card







C.



D.

Box End Wrench Sets ■

	Catalog #	Description	Contents	Wt. lbs.	Packaging
C.	9-42962	28 Pc. Twelve-Point Standard/Metric Box End Wrench Set	1/4" x 5/16", 3/8" x 7/16", 7/16" x 1/2", 1/2" x 9/16", 9/16" x 5/8", 19/32" x 25/32", 5/8 x 3/4", 11/16" x 13/16", 3/4" x 7/8", 15/16" x 1", 1-1/16" x 1-1/4", 1-1/8" x 1-5/16", 1-7/16" x 1-1/2", 6 x 8mm, 7 x 9mm, 10 x 11mm, 12 x 14mm, 13 x 15mm, 16 x 18mm, 17 x 19mm, 20 x 22mm, 21 x 23mm, 22 x 24mm, 24 x 26mm, 25 x 28mm, 27 x 30mm, 28 x 32mm, 30 x 32mm	22.0	Carton
D.	9-1631 	11 Pc. Twelve Point Standard Box End Wrench Set	1/4" x 5/16", 3/8" x 7/16", 7/16" x 1/2", 1/2" x 9/16", 9/16" x 5/8", 5/8 x 3/4", 11/16" x 13/16", 3/4" x 7/8", 15/16" x 1", 1-1/16" x 1-1/4", 1-1/8" x 1-5/16" – Tool Roll 9-1743	7.4	Tool Roll
E.	9-1633 	11 Pc. Twelve Point Metric Box End Wrench Set	6 x 8mm, 7 x 9mm, 10 x 11mm, 12 x 14mm, 13 x 15mm, 16 x 18mm, 17 x 19mm, 21 x 23mm, 22 x 24mm, 25 x 28mm, 27 x 30mm, Tool Roll – 9-1743	6.0	Tool Roll
F.	9-1632 	7 Pc. Twelve-Point Standard Box End Wrench Set	1/4" x 5/16", 3/8" x 7/16", 7/16" x 1/2", 1/2" x 9/16", 9/16" x 5/8", 11/16" x 13/16", 3/4" x 7/8", Tool Roll – 9-1672	2.6	Tool Roll
G.	9-1634 	7 Pc. Twelve-Point Metric Box End Wrench Set	6 x 8mm, 7 x 9mm, 10 x 11mm, 12 x 14mm, 13 x 15mm, 16 x 18mm, 17 x 19mm, Tool Roll – 9-1672	2.4	Tool Roll

Sockets, Ratchets, & Wrenches

Box End Wrenches ■ Offset Box End Wrenches ■

Open Stock ■



A. Twelve-Point Box End Wrenches

Catalog #	Size	Length	Wt. lbs.	Catalog #	Size	Length	Wt. lbs.
9-43919	1/4" x 5/16"	7-1/16"	0.1	9-42952	6 x 8mm	7"	0.1
9-43866	3/8" x 7/16"	4-3/4"	0.1	9-42953	7 x 9mm	7-3/4"	0.2
9-43922	3/8" x 7/16"	7-3/4"	0.1	9-42954	10 x 11mm	7-7/16"	0.2
9-43921	7/16" x 1/2"	8-7/16"	0.2	9-42956	12 x 14mm	9-1/8"	0.2
9-43864	1/2" x 9/16"	5-1/2"	0.1	9-42957	13 x 15mm	9-13/16"	0.4
9-43923	1/2" x 9/16"	9-1/2"	0.2	9-42961	16 x 18mm	10-1/2"	0.4
9-43924	9/16" x 5/8"	9-3/4"	0.3	9-42958	17 x 19mm	11-3/16"	0.5
9-43865	5/8" x 3/4"	6-3/8"	0.2	9-42965	20 x 22mm	11-29/32"	0.6
9-43925	19/32" x 25/32"	10"	0.5	9-42966	21 x 23mm	12-11/16"	0.7
9-43926	5/8" x 3/4"	9-5/8"	0.5	9-42959	22 x 24mm	13-7/16"	0.8
9-43927	11/16" x 13/16"	10-9/16"	0.6	9-44962	24 x 26mm	14-1/8"	0.9
9-43928	3/4" x 7/8"	11-1/2"	0.7	9-44963	25 x 28mm	14-7/8"	1.0
9-43929	15/16" x 1"	12-1/2"	1.0	9-44965	27 x 30mm	15-5/8"	1.1
9-43934	1-1/16" x 1-1/4"	13-1/2"	1.5	9-44966	28 x 32mm	16-3/8"	1.2
9-43935	1-1/8" x 1-5/16"	14-5/8"	1.8	9-44967	30 x 32mm	17"	1.5
9-43936	1-7/16" x 1-1/2"	15-9/16"	2.6				



B.

Professional Twelve-Point Full Polish Deep Offset Wrenches ■

	Catalog #	Description	Contents	Wt. lbs.	Packaging
B.	9-1636 	Professional 5 Pc. Twelve-Point Full Polish Standard Deep Offset Wrench Set	3/8" x 7/16", 1/2", 9/16", 5/8" x 11/16", 3/4" x 7/8", 13/16" x 15/16", Tool Roll - 9-166	2.6	Tool Roll
C.	9-1637 	Professional 5 Pc. Twelve-Point Full Polish Metric Deep Offset Wrench Set	10 x 11mm, 12 x 14mm, 13 x 15mm, 16 x 18mm, 17 x 19mm, Tool Roll - 9-1669	2.1	Tool Roll



D.

9-4376 ■

D. Standard Obstruction Wrench

- Twelve-point openings
- 9/16" x 5/8", 7-1/8" long
- Use in confined areas, starters, manifolds

Wt. 0.4 lbs. - Carton

Open Stock ■

E. Professional Twelve-Point Full Polish Deep Offset Wrenches

Catalog #	Size	Wt. lbs.	Catalog #	Size	Wt. lbs.
9-44316	1/4" x 5/16"	0.1	9-44360	10 x 11mm	0.1
9-44317	3/8" x 7/16"	0.3	9-44361	12 x 14mm	0.3
9-44318	3/8" x 7/16"	0.4	9-44362	13 x 15mm	0.3
9-44319	7/16" x 1/2"	0.6	9-44364	16 x 18mm	0.4
9-44320	1/2" x 9/16"	0.8	9-44366	17 x 19mm	0.6
			9-44367	20 x 22mm	0.7
			9-44368	21 x 23mm	0.8



A.



C.

Twelve-Point Double Box End Ratcheting Wrenches ■

	Catalog #	Description	Contents	Wt. lbs.	Packaging
A.	9-42448	8 Pc. Twelve-Point Standard/Metric Double Box End Ratcheting Wrench Set	5/16" x 3/8", 7/16" x 1/2", 9/16" x 5/8", 11/16" x 3/4", 8 x 10mm, 12 x 13mm, 15 x 17mm, 18 x 19mm	3.4	Carton
B.	9-42446	4 Pc. Twelve-Point Standard Double Box End Ratcheting Wrench Set	5/16" x 3/8", 7/16" x 1/2", 9/16" x 5/8", 11/16" x 3/4"	1.7	Carton
C.	9-42447	4 Pc. Twelve-Point Metric Double Box End Ratcheting Wrench Set	8 x 10mm, 12 x 13mm, 15 x 17mm, 18 x 19mm	1.7	Carton

Open Stock ■

D. Twelve-Point Double Box End Ratcheting Wrenches

Catalog #	Size	Wt. lbs.	Catalog #	Size	Wt. lbs.
9-42590	5/16" x 3/8"	0.2	9-42594	8 x 10mm	0.2
9-42591	7/16" x 1/2"	0.3	9-42595	12 x 13mm	0.3
9-42592	9/16" x 5/8"	0.4	9-42596	15 x 17mm	0.5
9-42593	11/16" x 3/4"	0.7	9-42597	18 x 19mm	0.6



E.



H.

Twelve-Point Ratcheting Box End Wrenches ■

	Catalog #	Description	Contents	Wt. lbs.	Packaging
E.	9-42112	12 Pc. Twelve Point Standard/Metric Ratcheting Box End Wrench Set	1/4" x 5/16", 3/8" x 7/16", 1/2" x 9/16", 5/8" x 3/4", 11/16" x 7/8", 1" x 1-1/16", 1-1/8" x 1-1/4", 7 x 8 mm, 9 x 10mm, 12 x 13 mm, 14 x 15mm, 19 x 21 mm	8.0	Carton
F.	9-42160	5 Pc. Twelve Point Standard Ratcheting Box End Wrench Set	1/4" x 5/16", 3/8" x 7/16", 1/2" x 9/16", 5/8" x 3/4", 11/16" x 7/8"	2.2	Carton
G.	9-42170	5 Pc. Twelve Point Metric Ratcheting Box End Wrench Set	7 x 8 mm, 9 x 10mm, 12 x 13mm, 14 x 15mm, 19 x 21 mm	2.2	Carton
H.	9-43375	5 Pc. Standard Offset Ratcheting Box End Wrench Set	1/4" x 5/16", 3/8" x 7/16", 1/2" x 9/16", 5/8" x 3/4", 11/16" x 7/8"	2.4	Carton
I.	9-43376	5 Pc. Metric Offset Ratcheting Box End Wrench Set	7 x 8 mm, 9 x 10 mm, 12 x 13 mm, 14 x 15 mm, 19 x 21 mm	2.4	Carton

Open Stock ■

J. Twelve-Point Ratcheting Box End Wrenches

Catalog #	Size	Type	Wt. lbs.	Catalog #	Size	Type	Wt. lbs.
9-42161	1/4" x 5/16"	Standard	0.1	9-42171	7 x 8 mm	Standard	0.1
9-42162	3/8" x 7/16"	Standard	0.2	9-42172	9 x 10 mm	Standard	0.2
9-42163	1/2" x 9/16"	Standard	0.4	9-42173	12 x 13 mm	Standard	0.4
9-42164	5/8" x 3/4"	Standard	0.7	9-42174	14 x 15 mm	Standard	0.7
9-42165	11/16" x 7/8"	Standard	0.8	9-42175	19 x 21 mm	Standard	0.8
9-43361	1/4" x 5/16"	Offset	0.1	9-43366	7 x 8 mm	Offset	0.2
9-43362	3/8" x 7/16"	Offset	0.2	9-43367	9 x 10 mm	Offset	0.2
9-43363	1/2" x 9/16"	Offset	0.4	9-43368	12 x 13 mm	Offset	0.4
9-43364	5/8" x 3/4"	Offset	0.7	9-43369	14 x 15 mm	Offset	0.7
9-43365	11/16" x 7/8"	Offset	0.8	9-43666	19 x 21 mm	Offset	0.8

Sockets, Ratchets, & Wrenches

Open End Wrench Sets



A.



D.

Open End Wrench Sets

	Catalog #	Description	Type	Contents	Wt. lbs.	Packaging
A.	9-42955	28 Pc. Standard/Metric Open End Wrench Set	Standard Finish	1/4" x 5/16", 3/8" x 7/16", 7/16" x 1/2", 1/2" x 9/16", 9/16" x 5/8", 19/32" x 11/16", 5/8 x 3/4", 11/16" x 13/16", 3/4" x 7/8", 25/32" x 13/16", 15/16" x 1", 1-1/16" x 1-1/8", 1-1/4" x 1-5/16", 1-3/8" x 1-7/16", 1-1/2" x 1-5/8", 6 x 8mm, 7 x 9mm, 10 x 11mm, 12 x 14mm, 13 x 15mm, 16 x 18mm, 17 x 19mm, 20 x 22mm, 21 x 23mm, 22 x 24mm, 24 x 26mm, 25 x 27mm, 28 x 30mm, 30 x 32mm	20.6	Carton
B.	9-43075	14 Pc. Standard Open End Wrench Set	Standard Finish	1/4" x 5/16", 3/8" x 7/16", 7/16" x 1/2", 1/2" x 9/16", 9/16" x 5/8", 19/32" x 11/16", 5/8 x 3/4", 11/16" x 13/16", 3/4" x 7/8", 25/32" x 13/16", 15/16" x 1", 1-1/16" x 1-1/8", 1-1/4" x 1-5/16", 1-3/8" x 1-7/16", 1-1/2" x 1-5/8"	12.5	Roll Up Pouch
C.	9-43076	14 Pc. Metric Open End Wrench Set	Standard Finish	6 x 8mm, 7 x 9mm, 10 x 11mm, 12 x 14mm, 13 x 15mm, 16 x 18mm, 17 x 19mm, 20 x 22mm, 21 x 23mm, 22 x 24mm, 24 x 26mm, 25 x 27mm, 28 x 30mm, 30 x 32mm	9.1	Roll Up Pouch
D.	9-4452	9 Pc. Standard Open End Wrench Set	Standard Finish	1/4" x 5/16", 3/8" x 7/16", 1/2" x 9/16", 9/16" x 5/8", 5/8" x 3/4", 11/16" x 13/16", 3/4" x 7/8", 15/16" x 1", 1-1/16" x 1-1/8"	3.5	Carton
E.	9-4293	9 Pc. Metric Open End Wrench Set	Standard Finish	6 x 8mm, 7 x 9mm, 10 x 11mm, 12 x 14mm, 13 x 15mm, 16 x 18mm, 17 x 19mm, 20 x 22mm, 22 x 24mm	2.7	Carton
F.	9-46967	7 Pc. Industrial Finish Standard Open End Wrench Set	Black Oxide	1/4" x 5/16", 3/8" x 7/16", 1/2" x 9/16", 5/8" x 3/4", 11/16" x 13/16", 3/4" x 7/8", 15/16" x 1"	2.3	Carton
G.	9-44778	8 Pc. Standard Open End Ignition Wrench Set	Standard Finish	7/32", 15/64", 1/4", 9/32", 5/16", 11/32", 3/8", 7/16"	0.3	Carton
H.	9-4308	8 Pc. Metric Open End Ignition Wrench Set	Standard Finish	5, 5.5, 6, 7, 8, 9, 10, 11 mm	0.3	Carton
I.	9-43047	44 Pc. Standard/Metric Ignition Wrench Set	Standard Finish	Box End - 3/16" x 13/64", 7/32" x 15/64", 1/4" x 9/32", 5/16" x 11/32", 4.5 x 5mm, 5.5 x 6mm, 6 x 7mm, 8 x 9mm, Open End - 7/32", 15/64", 1/4", 9/32", 5/16", 3/8", 11/32", 7/16", 5, 5.5, 6, 7, 8, 9, 10, 11mm; Comb. - 3/16", 5/32", 13/64", 15/64", 7/32", 1/4", 9/32", 5/16", 3/8", 7/16", 4, 4.5, 5, 5.5, 6, 7, 8, 9, 10, 11mm	1.4	Carton
J.	9-46937	32 Pc. Standard/Metric Combination and Ignition Wrench Set	Standard Finish	Std. Comb. - 3/8", 7/16", 1/2", 9/16", 5/8", 11/16", 3/4", 13/16", 7/8", 15/16", 1", 10, 11, 12, 13, 14, 15, 16, 17, 18, 19, 20mm; Std. Ign Combo. - 3/16", 1/4", 5/16", 3/8", 7/16", 5, 6, 7, 8, 9mm	12.3	Blow Mold

Open Stock

K. Open End Wrenches

Catalog #	Size	Length	Type	Wt. lbs.	Catalog #	Size	Length	Type	Wt. lbs.
9-44571	1/4" x 5/16"	4-1/2"	Standard Finish	0.1	9-44502	6 x 8 mm	4-1/2"	Standard Finish	0.1
9-44572	3/8" x 7/16"	5-3/16"	Standard Finish	0.1	9-44503	7 x 9 mm	5"	Standard Finish	0.1
9-44579	1/2" x 9/16"	6-1/8"	Standard Finish	0.2	9-44504	10 x 11 mm	5-3/16"	Standard Finish	0.1
9-44592	9/16" x 5/8"	7"	Standard Finish	0.3	9-44506	12 x 14 mm	6-3/16"	Standard Finish	0.2
9-44581	19/32" x 11/16"	7"	Standard Finish	0.3	9-44507	13 x 15 mm	7"	Standard Finish	0.3
9-44582	5/8" x 3/4"	7-13/16"	Standard Finish	0.4	9-44521	16 x 18 mm	7-3/4"	Standard Finish	0.3
9-44591	11/16" x 13/16"	8-5/8"	Standard Finish	0.5	9-44508	17 x 19 mm	8-11/16"	Standard Finish	0.4
9-44584	3/4" x 7/8"	9-5/16"	Standard Finish	0.5	9-44522	20 x 22 mm	9-1/8"	Standard Finish	0.6
9-44583	25/32" x 13/16"	10"	Standard Finish	0.5	9-44523	21 x 23 mm	10-5/16"	Standard Finish	0.7
9-44585	15/16" x 1"	10-21/32"	Standard Finish	0.7	9-44509	22 x 24 mm	10-5/16"	Standard Finish	0.7
9-44586	1-1/16" x 1-1/8"	12"	Standard Finish	1.0	9-44515	24 x 26 mm	11-1/8"	Standard Finish	0.8
9-44587	1-1/4" x 1-5/16"	14-11/16"	Standard Finish	1.9	9-44516	25 x 27 mm	11-7/8"	Standard Finish	0.9
9-44588	1-3/8" x 1-7/16"	16-1/4"	Standard Finish	2.2	9-44518	28 x 30 mm	12-11/16"	Standard Finish	1.1
9-44589	1-1/2" x 1-5/8"	17-9/16"	Standard Finish	2.8	9-44519	30 x 32 mm	12-1/2"	Standard Finish	1.4
9-46960	1/4" x 5/16"	4-1/2"	Black Oxide						
9-46961	3/8" x 7/16"	5-3/16"	Black Oxide						
9-46962	1/2" x 9/16"	6-1/8"	Black Oxide						
9-46963	5/8" x 3/4"	7-13/16"	Black Oxide						
9-46964	11/16" x 13/16"	8-5/8"	Black Oxide						
9-46965	3/4" x 7/8"	9-5/16"	Black Oxide						
9-46966	15/16" x 1"	10-21/32"	Black Oxide						

Open Stock ■

A. Open End Ignition Wrenches

Catalog#	Size	Wt. lbs.	Catalog #	Size	Wt. lbs.
9-43101	7/32"	0.1	9-44524	5mm	0.1
9-43102	15/64"	0.1	9-44551	5.5mm	0.1
9-43103	1/4"	0.1	9-44552	6mm	0.1
9-43104	9/32"	0.1	9-44553	7mm	0.1
9-43105	5/16"	0.1	9-44554	8mm	0.1
9-43106	11/32"	0.1	9-44555	9mm	0.1
9-43107	3/8"	0.1	9-44556	10mm	0.1
9-43108	7/16"	0.1	9-44557	11mm	0.1





B.



D.

Tappet and Flare Nut Wrenches ■

	Catalog #	Description	Type	Contents	Packaging	Wt. lbs.
B.	9-44453	5 Pc. Standard Tappet Wrench Set	Tappet	3/8" x 7/16", 7/16" x 17/32", 1/2" x 9/16", 5/8" x 11/16", 3/4" x 7/8"	Carton	2.8
C.	9-42012 	5 Pc. Professional Full Polish Standard Flare Nut Wrench Set	Full Polish Flare Nut	1/4" x 5/16", 3/8" x 7/16", 1/2" x 9/16", 5/8" x 11/16", 3/4" x 7/8"	Carton	1.3
D.	9-42013 	5 Pc. Professional Full Polish Metric Flare Nut Wrench Set	Full Polish Flare Nut	9 x 11mm, 10 x 12mm, 13 x 14mm, 15 x 17mm, 16 x 18mm	Carton	1.3
E.	9-44565	4 Pc. Standard Flare Nut Wrench Set	Standard Finish Flare Nut	3/8" x 7/16", 1/2" x 9/16", 5/8" x 11/16", 3/4" x 7/8"	Carton	1.1

Open Stock ■

F. Tappet and Flare Nut Wrenches

Catalog #	Size	Type	Wt. lbs.	Catalog #	Size	Type	Wt. lbs.
9-44475	3/8" x 7/16"	Tappet	0.1	9-42095	9 x 11mm	Full Polish Flare Nut	0.1
9-44471	7/16" x 17/32"	Tappet	0.2	9-42096	10 x 12mm	Full Polish Flare Nut	0.2
9-44472	1/2" x 9/16"	Tappet	0.2	9-42097	13 x 14mm	Full Polish Flare Nut	0.2
9-44473	5/8" x 11/16"	Tappet	0.3	9-42098	15 x 17mm	Full Polish Flare Nut	0.3
9-44474	3/4" x 7/8"	Tappet	0.3	9-42099	16 x 18mm	Full Polish Flare Nut	0.3
9-42090	1/4" x 5/16"	Full Polish Flare Nut	0.1	9-44175	9 x 11mm	Standard Finish Flare Nut	0.1
9-42091	3/8" x 7/16"	Full Polish Flare Nut	0.1	9-44176	10 x 12mm	Standard Finish Flare Nut	0.1
9-42092	1/2" x 9/16"	Full Polish Flare Nut	0.2	9-44177	13 x 14mm	Standard Finish Flare Nut	0.2
9-42093	5/8" x 11/16"	Full Polish Flare Nut	0.2	9-44178	15 x 17mm	Standard Finish Flare Nut	0.3
9-42094	3/4" x 7/8"	Full Polish Flare Nut	0.5	9-44170	16 x 18mm	Standard Finish Flare Nut	0.3
9-44174	3/8" x 7/16"	Standard Finish Flare Nut	0.1	9-44179	19 x 21mm	Standard Finish Flare Nut	0.4
9-44171	1/2" x 9/16"	Standard Finish Flare Nut	0.2				
9-44173	5/8" x 11/16"	Standard Finish Flare Nut	0.3				
9-44172	3/4" x 7/8"	Standard Finish Flare Nut	0.4				

Sockets, Ratchets, & Wrenches

Adjustable Wrenches



A.



B.



D.

Adjustable Wrenches

	Catalog #	Description	Contents	Wt. lbs.	Packaging
A.	9-50475 CRAFTSMAN PROFESSIONAL	3 Pc. Professional Beak Jaw Adjustable Wrench Set	15/16" - 6" Length 1-1/8" - 8" Length 1-1/4" - 10" Length	2.0	Carton
B.	9-44916	3 Pc. Large Size Adjustable Wrench	1-1/2" - 12" Length 1-11/16" - 15" Length 2-1/16" - 18" Length	9.1	Carton
C.	9-44664	3 Pc. Adjustable Wrench Set	15/16" - 6" Length 1-1/8" - 8" Length 1-1/4" - 10" Length	1.8	Carton
D.	9-44012	2 Pc. Adjustable Wrench Set	1-1/4" - 10" Length 1-1/2" - 12" Length	2.4	Carton
E.	9-44015 CRAFTSMAN PROFESSIONAL	3 Pc. Professional Cushion Grip Adjustable Wrench Set	15/16" - 6" Length 1-1/8" - 8" Length 1-1/4" - 10" Length	2.0	Carton
F.	9-44652	3 Pc. Large Size Industrial Finish Adjustable Wrench Set	1-1/4" - 12" Length 1-1/2" - 15" Length 2-1/16" - 18" Length	9.1	Carton

Open Stock

G. Adjustable Wrenches

Catalog #	Cap.	Length	Type	Wt. lbs.
9-44713 CRAFTSMAN PROFESSIONAL	15/16"	6"	Beak Jaw	0.3
9-44714 CRAFTSMAN PROFESSIONAL	1-1/8"	8"	Beak Jaw	0.5
9-44715 CRAFTSMAN PROFESSIONAL	1-1/4"	10"	Beak Jaw	0.8
9-44601	1/2"	4"	Standard	0.3
9-44602	15/16"	6"	Standard	0.3
9-44603	1-1/8"	8"	Standard	0.5
9-44604	1-1/4"	10"	Standard	0.9
9-44605	1-1/2"	12"	Standard	1.4
9-44662	1-11/16"	15"	Standard	2.9
9-44606	2-1/16"	18"	Standard	4.4
9-44608	2-1/2"	24"	Standard	6.6
9-44166 CRAFTSMAN PROFESSIONAL	15/16"	6"	Cushion Grip	0.3
9-44167 CRAFTSMAN PROFESSIONAL	1-1/8"	8"	Cushion Grip	0.5
9-44168 CRAFTSMAN PROFESSIONAL	1-1/4"	10"	Cushion Grip	0.8
9-44169 CRAFTSMAN PROFESSIONAL	1-1/2"	12"	Cushion Grip	1.4
9-4450	1/2"	4"	Black Oxide	0.3
9-4451	3/4"	6"	Black Oxide	0.3
9-4459	15/16"	8"	Black Oxide	0.5
9-4453	1-1/8"	10"	Black Oxide	0.9
9-4454	1-1/4"	12"	Black Oxide	1.0
9-4455	1-1/2"	15"	Black Oxide	2.6
9-4456	2-1/16"	18"	Black Oxide	3.1
9-4457	2-1/2"	24"	Black Oxide	9.6



H.

H. Heavy Duty Cast Iron Pipe Wrenches

- Flat and coil spring design for immediate gripping, excellent ratchet action
- Dual heat-treated jaws and machined-sharp jaw teeth

Open Stock

Catalog#	Size	Capacity	Wt. lbs.
9-51651	10"	1-1/2"	1.8
9-51652	14"	2"	3.5
9-51653	18"	2-1/2"	5.8



E.



I.



L.



P.



U.

Hex Key Sets

	Catalog #	Description	Contents	Packaging	Wt. lbs.
A.	9-46696	20 Pc. Standard Short and Long Arm Hex Key Set	.050", 1/16", 5/64", 3/32", 7/64", 1/8", 9/64", 5/32", 3/16", 7/32" and 1/4" Short Arm sizes 5/64", 3/32", 7/64", 1/4", 9/64", 5/32", 3/16", 7/32", and 1/4" Long Arm sizes	Pouch	0.6
B.	9-46677	20 Pc. Metric Short and Long Arm Hex Key Set	1.5, 2, 2.5, 3, 4, 4.5, 5, 5.5, 6, 7, 8mm Short Arm sizes; 1.5, 2, 2.5, 3, 4, 4.5, 5, 5.5, 6mm Long Arm sizes	Pouch	0.6
C.	9-46683	14 Pc. Standard Short and Long Arm Hex Key Set	.050", 1/16", 5/64", 3/32", 7/64", 1/8", 9/64" Short Arm sizes; 7/64", 1/8", 9/64", 5/32", 3/16", 7/32", 1/4", 5/16" Long Arm sizes	Pouch	0.5
D.	9-46684	14 Pc. Metric Short and Long Arm Hex Key Set	1.5, 2, 2.5, 3, 4, 4.5, 5mm Short Arm sizes; 1.5, 2.5, 3, 4, 5, 6, 7mm Long Arm sizes	Pouch	0.5
E.	9-46813	11 Pc. Standard Short Arm Hex Key Set	.050", 1/16", 5/64", 3/32", 1/8", 9/64", 5/32", 3/16", 1/4", 5/16" and 3/8" Short Arm sizes	Caddy	0.6
F.	9-46814	11 Pc. Metric Short Arm Hex Key Set	1.5, 2, 2.5, 3, 4, 4.5, 5, 5.5, 6, 7, 8mm Short Arm sizes	Caddy	0.6
G.	9-46812	11 Pc. Metric Long Arm Hex Key Set	1.5, 2, 2.5, 3, 4, 4.5, 5, 5.5, 6, 7, 8mm Long Arm sizes	Caddy	0.8
H.	9-46811	11 Pc. Standard Long Arm Hex Key Set	.050", 1/16", 5/64", 3/32", 1/8", 9/64", 5/32", 3/16", 1/4", 5/16", 3/8" Long Arm sizes	Caddy	0.9
I.	9-46756	14 Pc. Standard/Metric Long Arm Ball End Hex Key Set	5/64", 3/32", 1/8", 5/32", 3/16", 1/4", 5/16" Standard Long Arm 2, 2.5, 3, 4, 5, 6, 8mm Long Arm sizes	Plastic case	1.0
J.	9-46754	13 Pc. Standard Long Arm Ball End Set	.050", 1/16", 5/64", 3/32", 7/64", 1/8", 9/64", 5/32", 3/16", 7/32", 1/4", 5/16", 3/8" Long Arm sizes	Plastic case	0.8
K.	9-46755	13 Pc. Metric Long Arm Ball End Set	1.5, 2, 2.5, 3, 4, 4.5, 5, 5.5, 6, 7, 8, 9, 10mm Long Arm sizes	Plastic case	0.8
L.	9-46288	18 Pc. Standard/Metric Cushion Grip T-Handle Hex Key Set	Standard sizes: 3/32", 7/64", 1/8", 9/64", 5/32", 3/16", 7/32", 1/4", 5/16", 3/8"; Metric sizes: 2, 2.5, 3, 4, 5, 6, 8, 10mm		6.0
M.	9-46277	10 Pc. Standard Cushion Grip T-Handle Hex Key Set	Standard sizes: 3/32", 7/64", 1/8", 9/64", 5/32", 3/16", 7/32", 1/4", 5/16", 3/8"		3.3
N.	9-46278	8 Pc. Metric Cushion Grip T-Handle Hex Key Set	Metric sizes: 2, 2.5, 3, 4, 5, 6, 8, 10mm		2.7
O.	9-46001	9 Pc. Dual Material Standard Fold Up Hex Key Set	Standard sizes: 5/64", 3/32", 7/64", 1/8", 9/64", 5/32", 3/16", 7/32", 1/4"		0.3
P.	9-46002	8 Pc. Dual Material Metric Fold Up Hex Key Set	Metric sizes: 1.5, 2, 2.5, 3, 4, 5, 6, 8mm		0.4
Q.	9-46003	7 Pc. Dual Material Torx® Fold Up Hex Key Set	Torx® sizes: T-10, T-15, T-20, T-25, T-27, T-30, T-40		0.3
R.	9-46004	7 Pc. Dual Material Tamper Proof Torx® Fold Up Hex Key Set	Tamper proof Torx® sizes: T-10, T-15, T-20, T-25, T-27, T-30, T-40		0.3
S.	9-46006	2 Pc. Dual Material Standard/Metric Fold Up Hex Key Set	Metric sizes: 1.5, 2, 2.5, 3, 4, 5, 6, 8mm Standard sizes: 5/64", 3/32", 7/64", 1/8", 9/64", 5/32", 3/16", 7/32", 1/4"		0.7
T.	9-46009	2 Pc. Dual Material Standard/Metric Fold Up Ball End Hex Key Set	Standard sizes: 5/64", 3/32", 7/64", 1/8", 9/64", 5/32", 3/16", 7/32", 1/4" Metric sizes: 2, 2.5, 3, 4, 5, 6, 8 mm		0.7
U.	9-46293	7 Pc. T-Handle Metric Ball End Hex Key Set	Metric sizes: 2.5, 3, 4, 5, 6, 8, 10mm		0.5
V.	9-46383	7 Pc. T-Thru Handle Standard Ball End Hex Key Set	Standard Hex sizes: 3/32", 7/64", Ball End Hex sizes: 1/8", 5/32", 3/16", 7/32", 1/4"		0.5
W.	9-46384	7 Pc. T-Thru Handle Metric Ball End Hex Key Set	Standard Hex sizes: 2.5mm Ball End Hex sizes: 3, 4, 5, 6, 8, 10 mm		0.5
X.	9-46410	7 Pc. T-Thru Handle Torx® Screwdriver Set	T-10, T-15, T-20, T-25, T-27, T-30, T-40		0.8

Sockets, Ratchets, & Wrenches

Hex Keys

Straight Hex Keys

Open Stock

A. Standard Short Arm			B. Standard Long Arm		
Catalog #	Size	Wt. lbs.	Catalog #	Size	Wt. lbs.
9-28131	0.050"	0.1	---	---	---
9-28132	1/16"	0.1	---	---	---
9-28133	5/64"	0.1	9-28161	5/64"	0.1
9-28134	3/32"	0.1	9-28171	3/32"	0.1
9-28182	7/64"	0.1	9-28185	7/64"	0.1
9-28135	1/8"	0.1	9-28172	1/8"	0.1
9-28181	9/64"	0.1	9-28186	9/64"	0.1
9-28136	5/32"	0.1	9-28173	5/32"	0.1
9-28137	3/16"	0.1	9-28174	3/16"	0.1
9-28138	7/32"	0.1	9-28175	7/32"	0.1
9-28139	1/4"	0.1	9-28176	1/4"	0.1
---	---	---	9-28177	5/16"	0.2
---	---	---	9-28178	3/8"	0.3
---	---	---	9-28179	1/2"	0.6



Open Stock

C. Metric Short Arm			D. Metric Long Arm		
Catalog #	Size	Wt. lbs.	Catalog #	Size	Wt. lbs.
9-46651	1.5mm	0.1	9-46622	1.5mm	0.1
9-46601	2mm	0.1	9-46611	2mm	0.1
9-46602	2.5mm	0.1	9-46612	2.5mm	0.1
9-46603	3mm	0.1	9-46613	3mm	0.1
9-46604	4mm	0.1	9-46614	4mm	0.1
9-46652	4.5mm	0.1	9-46623	4.5mm	0.1
9-46605	5mm	0.1	9-46615	5mm	0.1
9-46653	5.5mm	0.1	9-46624	5.5mm	0.1
9-46606	6mm	0.1	9-46616	6mm	0.1
9-46654	7mm	0.1	9-46617	7mm	0.1
9-46655	8mm	0.2	9-46618	8mm	0.2
---	---	---	9-46621	10mm	0.4
9-46667	12mm	0.5	---	---	---
---	---	---	9-46666	17mm	1.0



Long Arm Ball End Hex Keys

Open Stock

E. Long Arm Ball End Hex Keys					
Catalog #	Size	Wt. lbs.	Catalog #	Size	Wt. lbs.
9-46757	0.050"	0.1	9-46740	1.5mm	0.1
9-46758	1/16"	0.1	9-46741	2mm	0.1
9-46759	5/64"	0.1	9-46742	2.5mm	0.1
9-46760	3/32"	0.1	9-46743	3mm	0.1
9-46761	7/64"	0.1	9-46744	4mm	0.1
9-46762	1/8"	0.1	9-46745	4.5mm	0.1
9-46763	9/64"	0.1	9-46746	5mm	0.1
9-46764	5/32"	0.1	9-46747	5.5mm	0.1
9-46765	3/16"	0.1	9-46748	6mm	0.1
9-46766	7/32"	0.1	9-46749	7mm	0.1
9-46767	1/4"	0.1	9-46750	8mm	0.2
9-46768	5/16"	0.2	9-46751	9mm	0.3
9-46769	3/8"	0.3	9-46752	10mm	0.4



Cushion Grip T-Handle Hex Keys

Open Stock

F. Cushion Grip T-Handle Hex Keys					
Catalog #	Size	Wt. lbs.	Catalog #	Size	Wt. lbs.
9-46540	3/32"	0.1	9-46557	2mm	0.1
9-46541	7/64"	0.1	9-46550	2.5mm	0.1
9-46542	1/8"	0.1	9-46551	3mm	0.1
9-46547	9/64"	0.1	9-46552	4mm	0.1
9-46543	5/32"	0.1	9-46553	5mm	0.3
9-46544	3/16"	0.3	9-46554	6mm	0.4
9-46545	7/32"	0.3	9-46555	8mm	0.6
9-46546	1/4"	0.4	9-46556	10mm	0.8
9-46548	5/16"	0.6	---	---	---
9-46549	3/8"	0.8	---	---	---

A. Professional Torque Wrenches

- 100% American made
- Meets or exceeds ASME B107.14M ADD ISO6789
- +/- 3% accuracy of indicated value from 20% to 100%
- Mechanism made of super tough hi-alloy steel
- Includes case



Open Stock

Catalog #	Drive Size	Measures	Increment	Wt. lbs.
9-34186	3/8"	30-150 in.lbs.	2 in.lbs.	1.75
9-34881	3/8"	40-200 in.lbs.	2 in.lbs.	1.12
9-34882	3/8"	4-20Nm	0.2 Nm	1.12
9-34883	3/8"	15-75 ft.lbs.	0.5 ft.lbs.	1.5
9-34884	3/8"	20-100 Nm	0.5 Nm	1.5
9-34885	1/2"	30-150 ft.lbs.	1 ft.lbs.	2.0
9-34886	1/2"	40-200 Nm	1 Nm	2.0
9-34187	1/2"	50-250 ft.lbs.	2 ft.lbs.	3.44

B. Digitork® Torque Wrenches

- Mechanical digital readouts for English and Metric scales
- Accurate to +/- 3%
- Ball bearing release mechanism
- Comfortable grip
- Also measures in Newton meters
- Stays calibrated longer than conventional torque wrenches



Open Stock

Catalog #	Certified Catalog #	Drive Size	Measures Ft. lbs.	Increment	Wt. lbs.
9-44596	9-800468	3/8"	5-80	0.5 ft.lbs.	2.4
9-44597	9-800469	1/2"	25-250	2.0 ft.lbs.	2.9

C. Electronic Torque Wrenches

- Accurate to +/- 3%
- Electronic Torque Wrenches
- Features large LCD display, color coded LED's to indicate when desired torque reached
- Easy push button operation to select units of measurement
- Rubberized, comfort grip handle
- Carrying case included



Open Stock

Catalog #	Drive Size	Measures Ft. lbs.	Measures In.lbs.	Newton Meters	Wt. lbs.
9-47711	3/8"	10-100	120-1200	13.6-135.6	3.6
9-47712	1/2"	20-200	240-2400	27.1-271.2	5.2

D. Microtork® Torque Wrenches

- Simply turn handle to set torque
- Twist ring to lock/unlock setting
- Micrometer type scale
- Accurate to +/- 4% clockwise; +/- 6% counter clockwise
- Comfortable textured plastic handle
- Carry case included



Open Stock

Catalog #	Certified Catalog #	Drive Size	Measures Ft. lbs.	Increment	Wt. lbs.
9-44593	9-800465	3/8"	25-250 in.lbs.	1 in.lbs.	1.0
9-44594	9-800466	3/8"	10-75 ft.lbs.	0.5 ft.lbs.	2.4
9-44595	9-800467	1/2"	20-150 ft.lbs.	1 ft.lbs.	2.9

Sockets, Ratchets, & Wrenches

Torque Wrenches

A. Tire Torque Wrenches

- Stamped in English and Metric Scales
- Micrometer type settings
- Only 8° hand travel
- Accurate to +/- 3% clockwise in upper 80% range
- Round head design has protective rubber cover
- Steel lock ring has a heavy-duty lock mechanism
- Chrome finish



A.

Open Stock

Catalog #	Certified Catalog #	Drive Size	Measures Ft. lbs.	Increment	Wt. lbs.
9-44600	9-800470	1/2"	30-250 in.lbs.	1 ft.lbs.	3.0

B. Beam Type Torque Wrenches

- English and Metric Scales
- Graduated indicator tip offers line-on-line reading
- Accurate to +/- 4%
- Nylon handle pivots for best work angle
- Also measures in Newton meters
- High strength spring beam steel for long life



B.

Open Stock

Catalog #	Drive Size	Measures ft. lbs.	Increments	Wt. lbs.
9-44690	3/8"	0-75	2.5 ft. lbs.	1.3
9-44978*	3/8"	0-75	2.5 ft.lbs.	1.13
9-44642	1/2"	0-150	5.0 fb. lbs.	1.9

* Includes 1/2" adapter

C. Molded Carrying Cases for Torque Wrenches

- Red Color

Open Stock

Catalog #	Fits Wrench(s)	Wt. lbs.
9-44671	9-44593	0.6
9-44672	9-44594, 44596	0.7
9-44673	9-44595	0.7
9-44675	9-44597	0.9



E.

E. Professional Torque Testers

Does not include serial cable adapter

Open Stock

Catalog #	Measures	Wt. lbs.	Drive Size
9-44394	50 in.lbs.	6.5	1/4" Male Hex
9-44395	300 in.lbs.	6.5	3/8" Male Hex
9-44396	250 ft.lbs.	6.8	1/2" female square and 1/2" male - 3/8" female square



D.

9-34887

D. 1/4" Torque Screwdriver

- Meets or exceeds ASME B107.14M ADD ISO 6789
- Accurate to +/- 6% of indicated value from 20% to 100% of capacity and +/- 1.2% when set below 20% of capacity
- "Clicks" when reach desired torque, cannot over torque
- Uses 1/4" insert bits
- Certified

Capacity	Graduation	Length	Drive Size	Wt. lbs.
2-36 in.lbs.	2 in.lbs.	7-3/4"	1/4"	0.5
2-4Nm	.2Nm			

Hand Tools

4



Craftsman Professional Pliers



9-45761
Professional 9-1/2"
Tongue & Groove Pliers



9-45767
Professional 8" Wide Jaw
Diagonal Cutting Pliers



9-45764
Professional 9"
Linesman Pliers



9-45497
Professional 11" Long
Neck Long Nose Pliers

Craftsman Professional Screwdrivers



9-47201
Professional 5 Pc. Screwdriver Set



9-1184
Professional 6 Pc. Slotted
Screwdriver Set

Hand Tools

Professional Pliers

Professional Pliers Sets

- Specialized alloy steel for toughness
- Double walled textured comfort grips
- Clear coated for rust, corrosion protection
- Jaw guards for slip joint and tongue & groove pliers



Catalog #	Includes:	A.	B.	C.	D.	E.	F.
		9-45360 Professional 6 Pc. Pliers Set	9-45361 Professional 5 Pc. Pliers Set	9-73634 Professional 4 Pc. Pliers Set	9-45772 Professional 3 Pc. Pliers Set	9-45771 Professional 2 Pc. Pliers Set	9-45770 Professional 2 Pc. Pliers Set
9-45760	6-3/4" Slip Joint	X	X		X		X
9-45761	9-1/2" Tongue & Groove				X		
9-45762	6" Diagonal	X	X				
9-45763	8" Long Nose	X	X	X	X	X	
9-45764	9" Linesman	X		X			
9-45766	10-1/2" Tongue & Groove	X	X				X
9-45767	8" Wide Jaw					X	
9-45768	8" Bent Wide Jaw	X	X	X			
9-73573	20-32 AWG Wire Stripper			X			
	Wt. lbs.	4.1	2.95	2.5	2.5	2.0	2.0

9-45364

G. Professional 3 Pc. Long Reach Pliers Set

- Specialized alloy steel for toughness
 - Double walled textured comfort grips
 - Clear coated for rust, corrosion protection
 - Wt. 2.3 lbs.
- Includes:
- 9-45487 11" Long Reach Duckbill
 - 9-45497 11" Long Reach Long Nose
 - 9-45499 11" Long Reach Bent Nose



Professional Pliers Open Stock

- Specialized alloy steel for toughness
- Double walled textured comfort grips
- Clear coated for rust, corrosion protection
- Jaw guards for slip joint and tongue & groove pliers



	Catalog #	Description	Features	Wt. lbs.
H.	9-45761	Professional 9-1/2" Tongue & Groove Pliers	• V-Notch biased teeth for gripping on round or hex surfaces	1.4
I.	9-45766	Professional 10-1/2" Tongue & Groove Pliers	• V-Notch biased teeth for gripping on round or hex surfaces • Jaw opens to 2-1/4"	1.2
J.	9-45760	Professional 6-3/4" Slip Joint Pliers		0.6
K.	9-45762	Professional 6" Diagonal Cutting Pliers		0.6
L.	9-45767	Professional 8" Wide Jaw Diagonal Cutting Pliers	• Spring load on handle can be engaged for work and disabled for storage	1.0
M.	9-45768	Professional 8" Wide Jaw Bent Diagonal Cutting Pliers		1.0
N.	9-45763	Professional 8" Long Nose Pliers	• Three separate working surfaces on jaws	0.8
O.	9-45764	Professional 9" Linesman Pliers	• Rounded New England style head • Built-in fish tape puller and crimper	1.5
P.	9-45497	Professional 11" Long Neck Long Nose Pliers	• V-Notch jaw type	0.81
Q.	9-45499	Professional 11" Long Neck Bent Nose Pliers		0.81
R.	9-45487	Professional 11" Long Neck Duckbill Pliers		0.81



A.



G.



I.

Standard Pliers Sets ■

Catalog #	Includes:	A.	B.	C.	D.	E.	F.	G.	H.	I.
		9-45450	9-50494	9-45408	9-45235	9-45233	9-45439	9-45293	9-45410	9-45415
		11 Pc. Pliers Set	8 Pc. Solid Joint Pliers Set	6 Pc. Pliers Set	4 Pc. Pliers Set	3 Pc. Slip Joint Pliers Set	3 Pc. Arc Joint Pliers Set	3 Pc. Arc Joint Pliers Set	2 Pc. Arc Joint Pliers Set	2 Pc. Pliers Set
9-45075	6" Diagonal	X	X	X						
9-45076	7" Diagonal	X	X		X					
9-45084	7" Bent Wide Jaw	X								
9-45085	8" Long Reach	X	X							
9-45087	8" Duckbill	X	X	X						
9-45093	7" Linesman		X							
9-45094	8" Linesman	X		X						
9-45102	6" Long Nose	X	X	X						
9-45103	8" Long Nose	X	X		X					
9-45104	6" Bent Long Nose	X	X							
9-45378	6-3/4" Slip Joint			X	X	X				X
9-45379	8" Slip Joint					X				
9-45380	10" Slip Joint					X				
9-45381	9-1/2" Arc Joint			X	X		X	X	X	X
9-45384	16" Arc Joint						X			
9-45385	7" Arc Joint							X	X	
9-45386	13" Arc Joint							X		
9-45733	4" Diagonal	X								
9-45738	4-1/2" Long Nose	X								
	Wt. lbs.	4.9	4.38	3.9	2.4	2.1	5.9	3.2	1.4	1.4



J.



K.



L.

9-45433 ■

J. 2 Pc. Adjustable Pliers Set

- Includes:
 - 9-45431 7" Adjustable Pliers
 - 9-45430 10" Adjustable Pliers
- Wt. 1.1 lbs.

K. Adjustable Pliers ■

- Made from oil-hardened special alloy-tool steel for greater strength and durability
- Locking mechanism retains jaw size and setting until readjusted
- Parallel jaw design provides a non-slip grip
- Operates with one-handed downward pressure
- 11-position adjustment assures a precise fit
- 2-component ergonomic handle

Catalog #	Size	Jaw Cap.	Wt. lbs.
9-45431	7"	1/8" - 1-1/4"	0.45
9-45430	10"	1/8" - 1-1/2"	0.65


L. Arc Joint Pliers ■

- Flush rivet design for closer access to work surface
- Black vinyl grip handles for strong gripping

Catalog #	Size	Jaw Pos.	Jaw Cap.	Wt. lbs.
9-45385	7"	3	7/8"	0.5
9-45381	9-1/2"	5	1-1/2"	0.9
9-45386	13"	7	2-1/2"	1.7
9-45384	16-1/2"	11	4"	2.9

Hand Tools

Standard Pliers ■ Professional Locking Pliers



9-45403 ■

A. Angled Heavy Duty Pipe Wrench Pliers

- Machined undercut tongue & groove reduces strain on bolt
- Precision machined pipe wrench style teeth
- Drop-forged steel, heat treated for strength and durability
- Black vinyl grip handles for strong gripping
- Wt. 1.25 lbs.

B. Slip-Joint Pliers with Wire-Cutting Slot ■

- Flush rivet design for closer access to work surface
- Black vinyl grip handles for strong gripping

Catalog #	Size	Jaw Pos.	Jaw Cap.	Wt. lbs.
9-45378	6-3/4"	2	3/16"	0.5
9-45379	8"	2	1"	0.6
9-45380	10"	2	1-5/16"	0.9

C. Linesman Pliers ■

- High-leverage rivet location for 26% improvement in cutting and gripping
- Constructed of forged, high-carbon steel
- Black vinyl grip handles for strong gripping
- Beveled nose has side-cutting jaws
- Induction-hardened cutting edges for a sure, clean cut

Catalog #	Size	Jaw Cap.	Wt. lbs.
9-45093	7"	1.35"	0.7
9-45094	8-1/2"	1.5"	1

D. Long-Nose Pliers ■

- Lets you form wire loops, grip tiny pieces with the tapered jaws
- Side cutter
- Black vinyl grip handles for strong gripping

Catalog #	Overall Length	Wt. lbs.
9-45102	6-1/2"	0.4
9-45103	8"	0.5

E. Diagonal-Cutting Pliers ■

- Black vinyl grip handles for strong gripping

Catalog #	Description	Wt. lbs.
B 9-45077	5" Diagonal	0.3
C 9-45075	6" Diagonal	0.4
D 9-45076	7" Diagonal	0.5
E 9-45074	7" Wide-Jaw Diagonal	0.6
F 9-45084	7" Bent Wide-Jaw Diagonal	0.5

9-45085 ■

F. 8" Needle Nose Pliers

- For hard to reach areas
- Black vinyl grip handles for strong gripping
- Wt. 0.5 lbs.

9-45104 ■

G. 6-1/2" Bent Long Nose Pliers

- For hard-to-reach areas
- Black vinyl grip handles for strong gripping
- Wt. 0.4 lbs.

9-45087 ■

H. 8" Duckbill Pliers

- Black vinyl grip handles for strong gripping
- Wt. 0.5 lbs.

9-45325 ■

I. Heavy Duty Fence Tool

- Two staple grips in nose
- Black vinyl grip handles for strong gripping
- Wt. 1.6 lbs.

9-45326 ■

J. 7" End-Cutting Nipper

- Black vinyl grip handles for strong gripping
- Wt. 0.8 lbs.



Professional Locking Pliers Sets ■

- Treated alloy steel, soft grip handles
- Lock easily with one hand
- Patented release mechanism eliminates need for guarded trigger

Catalog #	Includes:	CRAFTSMAN PROFESSIONAL		
		L.	M.	N.
		9-45706	9-45713	9-45712
		Professional 6 Pc. Locking Pliers Set	Professional 3 Pc. Locking Pliers Set	Professional 2 Pc. Locking Pliers Set
9-45717	5" Curved Jaw	X		
9-45710	7" Curved Jaw	X	X	
9-45714	10" Curved Jaw	X		X
9-45711	7" Straight Jaw	X		X
9-45715	10" Straight Jaw	X	X	
9-45716	6" Long Nose	X	X	
	Wt. lbs.	5.42	3.1	2.2

9-42280 ■

K. 2 Pc. Wire Twist Pliers Set

- Offer automatic return for ease of use
 - Forged of high quality steel
 - Cuts and twists safety wire
- Includes:
- 6" Wire Twist Pliers
 - 9" Wire Twist Pliers
 - Wt. 10.64 lbs



Professional Curved Jaw Locking Pliers ■

- Treated alloy steel, soft grip handles
- Lock easily with one hand
- Patented release mechanism eliminates need for guarded trigger

Catalog #	Length	Cutter	Wt. lbs.
O. 9-45717	5" Curved Jaw	Yes	0.7
P. 9-45710	7" Curved Jaw	Yes	1.0
Q. 9-45714	10" Curved Jaw	Yes	1.2
R. 9-45711	7" Straight Jaw	No	1.0
S. 9-45715	10" Straight Jaw	No	1.2
T. 9-45716	6" Long Nose	Yes	0.8



Professional Auto-Lock® Pliers ■

- Automatically self-sizes with a squeeze without screw adjustment
- Laminated construction, with padded handles
- Delivers up to 500 lbs. of grip force

Sets

Catalog #	Description	9-45306 6" Curved Jaw	9-45309 9" Curved Jaw	9-45307 7" Straight Jaw	Wt. lbs.
A. 9-45305	Professional 3 Pc. Auto-Lock® Pliers Set	X	X	X	2.7
B. 9-45308	Professional 2 Pc. Auto-Lock® Pliers		X	X	2.7

Open Stock ■

Catalog #	Jaw Type	Length	Locks Up To	Wt. lbs.
C. 9-45306	Curved	6"	7/8"	0.5
D. 9-45309	Curved	9"	1-1/2"	1.1
E. 9-45307	Straight	7"	1"	0.6



A.



D.

Professional Mini-Pliers ■

- Box joint construction for precision jaw alignment
- Carbon steel construction with micro chrome finish
- Soft grip handle reduces slipping

9-45673 ■

F. 3 Pc. Mini-Pliers Set

- Box joint mini pliers for close delicate work
- Double leaf spring handles, soft-grip handle reduces slipping
- Hard-honed cutting edge for clean cut, carbon steel construction with micro chrome finish
- Includes:
 - 9-45664 Long Nose Cutting
 - 9-45661 Needle Nose
 - 9-45660 Diagonal
- Wt. 0.44 lbs.



F.



G.



I.



K.



L.

Open Stock ■

Catalog #	Description	Wt. lbs.
G. 9-45667	4-1/2" End Nipper	0.22
H. 9-45663	4-1/2" Diagonal	0.22
I. 9-45660	4-1/2" Wide Jaw Diagonal	0.22
J. 9-45664	5" Long Nose	0.22
K. 9-45665	5" Bent Nose	0.22
L. 9-45661	5-1/2" Needle Nose	0.22
M. 9-45666	4-3/4" Round Nose	0.22
N. 9-45668	5" Flat Nose	0.22

9-37310 ■

O. Professional Accu-Cut™ 3-in-1 Tool

- Wire cutter, utility cutter and utility knife in one
- Razor sharp stainless steel blade cuts rubber, linoleum, plastics, drywall, and more
- Titanium plating one wire cutting blade
- Slide bottom anvil back to expose a utility knife
- Includes extra blade stored in handle
- Replacement blades available
- Wt. 1.2 lbs.



O.

9-37304 ■

P. Professional 2 Pc. Handi-Cut® Set

- Includes: 9-37300 and 9-37301
- Wt. 2.2 lbs.



P.

Q. Professional Handi-Cut® Utility Cutters ■

- Cuts leather, rubber hose, plastic, and more
- Replacement anvils and blades available

Catalog #	Blade Length	Wt. lbs.
9-37300	2-1/2"	1.1
9-37301	3-7/8"	1.3

R. Replacement Anvils for Handi-Cut® Cutters ■

Catalog #	Fits Tool	Contains	Wt. lbs.
9-37250	9-37310, 9-37300	3 replacement blades 1 Accu-Cut anvil strip 1 Handi-Cut anvil	0.06
9-37251	9-37301	3 replacement blades 1 plastic anvil	0.08

S. Carbon Replacement Blades ■

Catalog #	Blades/Set	Length	Fits Tool
9-37252	5	2-1/2"	9-37310, 9-37300
9-37253	5	3-7/8"	9-37301

9-42798 ■

T. 12" Replaceable Blade Snips

- Magnesium cast handles for strength and lightweight
- 3-1/2" Length of cut
- Cuts up to 22 gauge cold roll sheet steel
- Wt. 0.9 lbs.

9-42799 ■

U. Replacement Blades

- Set of two blades for 9-42798
- High carbon steel, includes screws and hex nuts
- Wt. 0.3 lbs.

Hand Tools

Aviation Cutting Tools ■ Professional Screwdrivers



A.

Compound Leverage Aviation Snips ■

- Compound leverage handle action with double overwind spring
- Grade 8 center bolt threaded into bottom blade keeps blades in adjustment
- Hot drop-forged blades

SETS

	Catalog #	Description	9-42711 Right Cut	9-42717 Left Cut	9-42713 Straight Cut	Wt. lbs.
A.	9-42720	3 Pc. Compound Leverage Aviation Snips Set	X	X	X	2.9

Open Stock ■

Catalog #	Description	Nominal Length	Length of Cut	Features	Wt. lbs.
B. 9-42711	Regular Right Cut	10"	1-5/16"	• 18 gauge cold-rolled sheet steel/ 22 gauge stainless steel sheet cutting capacity	0.88
C. 9-42717	Regular Left Cut	10"	1-5/16"	• Cuts straight and tight curves to the right • 18 gauge cold-rolled sheet steel/22 gauge stainless steel sheet cutting capacity • Cuts straight and tight curves to the left	0.88
D. 9-42713	Regular Straight Cut	10"	1-5/16"	• 18 gauge cold-rolled sheet steel/22 gauge stainless steel sheet cutting capacity • Cuts straight and wide curves to the left and right	0.88
E. 9-42718	Long Cut	11-1/2"	3"	• 20 gauge cold-rolled sheet steel/ 24 gauge stainless steel sheet cutting capacity • Cuts long straight cuts and wide curves to left and right	1.0
F. 9-42714	Bulldog/Notching	9"	7/8"	• 16 gauge cold-rolled sheet steel/ 18 gauge stainless steel sheet cutting capacity • Cuts thick sheet steel and multiple thickness of sheet steel (seams) up to 0.062"	0.92

9-47203 ■



H. Professional 10 Pc. Screwdriver Set

Catalog #	Description	Size	Blade Length
9-47204	Slotted	3/16"	4"
9-47193	Slotted	1/4"	2-1/4"
9-47194	Slotted	1/4"	4"
9-47196	Slotted	1/4"	8"
9-47197	Slotted	5/16"	6"
9-47199	Slotted	3/8"	8"
9-47184	Phillips	#1	4"
9-47185	Phillips	#2	2-1/4"
9-47186	Phillips	#2	4"
9-47187	Phillips	#3	6"

Wt. 3.3 lbs.

9-47202 ■



I. Professional 8 Pc. Screwdriver Set

Catalog #	Description	Size	Blade Length
9-47193	Slotted	1/4"	2-1/4"
9-47194	Slotted	1/4"	4"
9-47195	Slotted	1/4"	6"
9-47197	Slotted	5/16"	6"
9-47199	Slotted	3/8"	8"
9-47184	Phillips	#1	4"
9-47185	Phillips	#2	2-1/4"
9-47186	Phillips	#2	4"

Wt. 2.6 lbs.



J.

9-47201 ■



J. Professional 5 Pc. Screwdriver Set

Catalog #	Description	Size	Blade Length
9-47204	Slotted	3/16"	4"
9-47194	Slotted	1/4"	4"
9-47197	Slotted	5/16"	6"
9-47184	Phillips	#1	4"
9-47186	Phillips	#2	4"

Wt. 1.6 lbs.

9-1191 ■



L. Professional 4 Pc. Slotted Screwdriver Set

Catalog #	Description	Size	Blade Length
9-47189	Slotted	1/8"	3"
9-47204	Slotted	3/16"	4"
9-47197	Slotted	5/16"	6"
9-47199	Slotted	3/8"	8"

Wt. 1.5 lbs.

Suggested Add-On

The following tool roll (available separately), custom designed for this set:
9-1662 4 Sleeve Tool Roll



G.

9-1171 ■

G. Professional 16 Pc. Screwdriver Set

Catalog #	Description	Size	Blade Length
9-47189	Slotted	1/8"	3"
9-47204	Slotted	3/16"	4"
9-47193	Slotted	1/4"	2-1/4"
9-47194	Slotted	1/4"	4"
9-47197	Slotted	5/16"	6"
9-47199	Slotted	3/8"	8"
9-47183	Phillips	#0	3"
9-47184	Phillips	#1	4"
9-47187	Phillips	#3	6"
9-47188	Phillips	#4	8"
9-47180	Torx	T-10	6"
9-47181	Torx	T-15	6"
9-47182	Torx	T-20	6"
9-47212	Torx	T-25	6"
9-47213	Torx	T-27	6"
9-47214	Torx	T-30	6"

Wt. 4.0 lbs.

Suggested Add-On

The following tool rolls (available separately), custom designed for this set:
9-1670 6 Sleeve Tool Roll
9-1673 6 Sleeve Tool Roll
9-1662 4 Sleeve Tool Roll



K.

9-1184 ■

K. Professional 6 Pc. Slotted Screwdriver Set

Catalog #	Description	Size	Blade Length
9-47189	Slotted	1/8"	3"
9-47204	Slotted	3/16"	4"
9-47193	Slotted	1/4"	2-1/4"
9-47194	Slotted	1/4"	4"
9-47197	Slotted	5/16"	6"
9-47199	Slotted	3/8"	8"

Wt. 1.75 lbs.

Suggested Add-On

The following tool roll (available separately), custom designed for this set:
9-1670 6 Sleeve Tool Roll

9-1223 ■



M. Professional 4 Pc. Phillips Screwdriver Set

Catalog #	Description	Size	Blade Length
9-47183	Phillips	#0	3"
9-47184	Phillips	#1	4"
9-47187	Phillips	#3	6"
9-47188	Phillips	#4	8"

Wt. 1.5 lbs.

Suggested Add-On

The following tool roll (available separately), custom designed for this set:
9-1662 4 Sleeve Tool Roll



A.

9-47200 ■

A. Professional 5 Pc. Torx® Screwdriver Set

Catalog #	Description	Size	Blade Length
9-47180	Torx	T-10	6"
9-47181	Torx	T-15	6"
9-47182	Torx	T-20	6"
9-47212	Torx	T-25	6"
9-47214	Torx	T-30	6"



B.

Open Stock ■

B. Professional Slotted Screwdrivers

Catalog #	Size	Blade Length	Wt. lbs.
9-47189	1/8"	3"	0.1
9-47204	3/16"	4"	0.3
9-47191	3/16"	6"	0.3
9-47192†	3/16"	6"	0.3
9-47193	1/4"	2-1/4"	0.2
9-47194	1/4"	4"	0.3
9-47195	1/4"	6"	0.4
9-47196	1/4"	8"	0.5
9-47197	5/16"	6"	0.5
9-47198	5/16"	8"	0.6
9-47199	3/8"	8"	0.8

† Cabinet Tip



C.

Open Stock ■

C. Professional Phillips Screwdrivers

Catalog #	Size	Blade Length	Wt. lbs.
9-47183	#0	3"	0.1
9-47184	#1	4"	0.3
9-47185	#2	2-1/4"	0.3
9-47186	#2	4"	0.3
9-47215	#2	8"	0.3
9-47187	#3	6"	0.5
9-47188	#4	8"	0.8



D.

Open Stock ■

D. Professional Torx® Screwdrivers

Catalog #	Size	Blade Length	Wt. lbs.
9-47180	T-10	6"	0.5
9-47181	T-15	6"	0.5
9-47182	T-20	6"	0.5
9-47212	T-25	6"	0.5
9-47213	T-27	6"	0.5
9-47214	T-30	6"	0.5



F.

9-47116 ■

F. 6 Pc. Cushion Grip Screwdriver Set

Catalog #	Description	Size	Blade Length
9-47113	Slotted	3/16"	3"
9-47114	Slotted	1/4"	4"
9-47115	Slotted	5/16"	6"
9-47110	Phillips	#1	3"
9-47111	Phillips	#2	4"
9-47112	Phillips	#3	6"

Wt. 1.5 lbs.



G.

Open Stock ■

G. Cushion Grip Screwdrivers

Catalog #	Description	Size	Blade Length	Wt. lbs.
9-47113	Slotted	3/16"	3"	0.17
9-47118	Slotted	3/16"	6"	0.35
9-47114	Slotted	1/4"	4"	0.275
9-47107	Square	1/4"	4"	1.275
9-47109†	Slotted	5/16"	6"	0.38
9-47115	Slotted	5/16"	6"	0.38
9-47110	Phillips	#1	3"	0.17
9-47111	Phillips	#2	4"	0.275
9-47117	Phillips	#2	6"	0.29
9-47112	Phillips	#3	6"	0.38

† Cabinet Tip

9-1166 ■

H. 19 Pc. Screwdriver Set



Catalog #	Description	Size	Blade Length
9-41421*	Slotted	1/8"	2"
9-41589	Slotted	1/8"	4"
9-41581	Slotted	3/16"	4"
9-41247†	Slotted	3/16"	4"
9-41577	Slotted	3/16"	6"
9-41248	Slotted	3/16"	8"
9-4151	Slotted	1/4"	1-1/2"
9-41583	Slotted	1/4"	4"
9-41579	Slotted	5/16"	6"
9-41852	Slotted	3/8"	8"
9-41588	Slotted	3/8"	12"
9-41293	Phillips	#0	2-1/2"
9-41294	Phillips	#1	3"
9-4118	Phillips	#2	1-1/2"
9-41295	Phillips	#2	4"
9-41853	Phillips	#2	6"
9-41296	Phillips	#2	8"
9-41297	Phillips	#3	6"
9-41298	Phillips	#4	8"

† Cabinet Tip * Pocket Clip

Wt. 4.5 lbs.

9-1172 ■

I. 10 Pc. Screwdriver Set



Catalog #	Description	Size	Blade Length
9-41581	Slotted	3/16"	4"
9-4151	Slotted	1/4"	1-1/2"
9-41583	Slotted	1/4"	4"
9-41579	Slotted	5/16"	6"
9-41852	Slotted	3/8"	8"
9-41294	Phillips	#1	3"
9-4118	Phillips	#2	1-1/2"
9-41295	Phillips	#2	4"
9-41297	Phillips	#3	6"
9-41298	Phillips	#4	8"

Wt. 2.5 lbs.

Suggested Add-On

The following tool rolls (available separately), custom designed for this set:
 9-1668 5 Sleeve Tool Roll
 9-1668 5 Sleeve Tool Roll



9-41508 ■

J. 44 Pc. Screwdriver Set

Catalog #	Description	Size	Blade Length
9-41541	Slotted	3/32"	1-1/2"
9-41421	Slotted	1/8"	2"
9-41589	Slotted	1/8"	4"
9-41855	Slotted	3/16"	1-1/2"
9-41581	Slotted	3/16"	4"
9-41577	Slotted	3/16"	6"
9-41582	Slotted	3/16"	9"
9-41247†	Slotted	3/16"	4"
9-41248†	Slotted	3/16"	8"
9-4151	Slotted	1/4"	1-1/2"
9-41583	Slotted	1/4"	4"
9-41584	Slotted	1/4"	6"
9-41578	Slotted	1/4"	8"
9-41585	Slotted	1/4"	12"
9-41586	Slotted	5/16"	1-3/4"
9-41579	Slotted	5/16"	6"
9-41587	Slotted	5/16"	8"
9-41588	Slotted	3/8"	12"
	Wire Bending	3/16"	4"
	Wire Bending	1/4"	6"
	Slotted Speed Driver	3/16"	6"
		1/4" x 1/4" Offset	

9-41542	Phillips	#0	1-1/2"
9-41293	Phillips	#0	2-1/2"
9-41294	Phillips	#1	3"
9-41855	Phillips	#1	1-1/2"
9-41315	Phillips	#2	1-1/2"
9-41295	Phillips	#2	4"
9-41296	Phillips	#2	8"
9-41297	Phillips	#3	6"
9-41298	Phillips	#4	8"
9-41473	Torx	T-10	4"
9-41474	Torx	T-15	4"
9-41475	Torx	T-20	4"
9-41476	Torx	T-25	4"
9-41479	Torx	T-27	4"
9-41477	Torx	T-30	4"
9-41028	Scratch Awl		
	4-way Pocket		
	Reed Prince		
9-41141	Robertson	#1	2"
9-41142	Robertson	#2	2"
	Phillips Speed Driver	#1	6"
		#1 x #2 Phillips Offset	

† Cabinet Tip

Wt. 8.25 lbs.

9-1173 ■

K. 8 Pc. Screwdriver Set



Catalog #	Description	Size	Blade Length
9-41247†	Slotted	3/16"	4"
9-41577	Slotted	3/16"	6"
9-41248	Slotted	3/16"	8"
9-41583	Slotted	"	4"
9-41579	Slotted	5/16"	6"
9-41294	Phillips	#1	3"
9-41295	Phillips	#2	4"
9-41297	Phillips	#3	6"

† Cabinet Tip

Wt. 2.0 lbs.

Suggested Add-On

The following tool roll (available separately), custom designed for this set:
 9-1676 8 Sleeve Tool Roll

Hand Tools

Standard Screwdrivers

A.



9-47136

A. 8 Pc. Screwdriver Set

Catalog #	Description	Size	Blade Length
9-41421	Slotted	1/8"	2"
9-41589	Slotted	1/8"	4"
9-41583	Slotted	1/4"	4"
9-41588	Slotted	3/16"	6"
9-41293	Phillips (Round)	#0	2-1/2"
9-41294	Phillips (Round)	#1	3"
9-41295	Phillips (Round)	#2	4"
9-41853	Phillips (Round)	#2	6"

Wt. 1.25 lbs. - Clam Shell



B.

9-1178

B. 6 Pc. Slotted Screwdriver Set

Catalog #	Description	Size	Blade Length
9-41581	Slotted	3/16"	4"
9-4151	Slotted	1/4"	1-1/2"
9-41583	Slotted	1/4"	4"
9-41579	Slotted	5/16"	6"
9-41852	Slotted	3/8"	8"
9-41588	Slotted	3/8"	12"

Wt. 2.5 lbs.

Suggested Add-On

The following tool roll (available separately), custom designed for this set:
9-1670 6 Sleeve Tool Roll

9-1193

C. 6 Pc. Phillips Screwdriver Set

Catalog #	Description	Size	Blade Length
9-41293	Phillips	#0	2-1/2"
9-41294	Phillips	#1	3"
9-4118	Phillips	#2	1-1/2"
9-41295	Phillips	#2	4"
9-41297	Phillips	#3	6"
9-41298	Phillips	#4	8"

Wt. 1.5 lbs.

Suggested Add-On

The following tool roll (available separately), custom designed for this set:
9-1670 6 Sleeve Tool Roll

9-1188

D. 4 Pc. Slotted Screwdriver Set

Catalog #	Description	Size	Blade Length
9-41421*	Slotted	1/8"	2"
9-41583	Slotted	1/4"	4"
9-41579	Slotted	5/16"	6"
9-41852	Slotted	3/8"	8"

* Pocket Clip

Wt. 1.3 lbs.

Suggested Add-On

The following tool roll (available separately), custom designed for this set:
9-1662 4 Sleeve Tool Roll



E.

9-41084

E. 4 Pc. Stubby Screwdriver Set

Description	Size	Blade Length
Stubby Slotted	3/16"	1-1/2"
Stubby Slotted	1/4"	1-1/2"
Stubby Phillips	#1	1-1/2"
Stubby Phillips	#2	1-1/2"

Wt. 0.5 lbs.



F.

9-41543

F. 2 Pc. Stubby Screwdriver Set

Catalog #	Description	Size	Blade Length
9-41541	Slotted	3/32"	1-1/2"
9-41542	Phillips	#0	1-1/2"

Wt. 0.2 lbs.



G.

9-41117

G. 7 Pc. SAE Ball End Hex Screwdriver Set

Description	Size	Blade Length
Ball End Hex	3/32"	3"
Ball End Hex	7/64"	3"
Ball End Hex	1/8"	4"
Ball End Hex	9/64"	4"
Ball End Hex	5/32"	4"
Ball End Hex	3/16"	5"
Ball End Hex	1/4"	6"

Wt. 1.8 lbs.



H.

9-1259

H. 6 Pc. Torx® Screwdriver Set

Catalog #	Description	Size	Blade Length
9-41473	Torx	T-10	4"
9-41474	Torx	T-15	4"
9-41475	Torx	T-20	4"
9-41476	Torx	T-25	4"
9-41479	Torx	T-27	4"
9-41477	Torx	T-30	4"

Wt. 1.0 lbs.

Suggested Add-On

The following tool roll (available separately), custom designed for this set:
9-1673 6 Sleeve Tool Roll



I.

9-41094

I. 4 Pc. Stubby Torx® Screwdriver Set

Description	Size	Blade Length
Stubby Torx	T-10	1-1/2"
Stubby Torx	T-15	1-1/2"
Stubby Torx	T-20	1-1/2"
Stubby Torx	T-25	1-1/2"

Wt. 1.0 lbs.



J.

Open Stock

J. Slotted Screwdrivers

Catalog #	Description	Size	Blade Length	Wt. lbs.
9-41421*	Slotted	1/8"	2"	0.1
9-41589	Slotted	1/8"	4"	0.2
9-41854	Slotted	3/16"	1-1/2"	0.2
9-41581	Slotted	3/16"	4"	0.2
9-41247†	Slotted	3/16"	4"	0.2
9-41577	Slotted	3/16"	6"	0.2
9-41248†	Slotted	3/16"	8"	0.2
9-41582	Slotted	3/16"	9"	0.2
9-4151	Slotted	1/4"	1-1/2"	0.1
9-41583	Slotted	1/4"	4"	0.4
9-41584	Slotted	1/4"	6"	0.3
9-41578	Slotted	1/4"	8"	0.3
9-41585	Slotted	1/4"	12"	0.4
9-41586	Slotted	5/16"	1-3/4"	0.3
9-41579	Slotted	5/16"	6"	0.4
9-41587	Slotted	5/16"	8"	0.4
9-41852	Slotted	3/8"	8"	0.5
9-41588	Slotted	3/8"	12"	0.7

† Cabinet Tip
* Pocket Clip



K.

Open Stock

K. Phillips Screwdrivers

Catalog #	Description	Size	Blade Length	Wt. lbs.
9-41293	Phillips	#0	2-1/2"	0.1
9-41855	Phillips	#1	1-1/2"	0.1
9-41294	Phillips	#1	3"	0.1
9-4118	Phillips	#2	1-1/2"	0.1
9-41295	Phillips	#2	4"	0.2
9-41853	Phillips	#2	6"	0.2
9-41296	Phillips	#2	8"	0.3
9-41297	Phillips	#3	6"	0.4
9-41298	Phillips	#4	8"	0.5



L.

Open Stock

L. Torx® Screwdrivers

Catalog #	Description	Size	Blade Length	Wt. lbs.
9-41473	Torx	T-10	4"	0.1
9-41474	Torx	T-15	4"	0.1
9-41475	Torx	T-20	4"	0.1
9-41476	Torx	T-25	4"	0.1
9-41479	Torx	T-27	4"	0.2
9-41477	Torx	T-30	4"	0.2

Open Stock ■

A. Robertson™ Screwdrivers

Catalog #	Description	Size	Blade Length	Wt. lbs.
9-41141	Robertson	#1	2"	0.19
9-41142	Robertson	#2	2"	0.19

Open Stock ■

B. Speed-Driver Screwdrivers

Catalog #	Description	Size	Blade Length	Wt. lbs.
9-41270	Slotted	3/16"	6"	0.2
9-41321	Phillips	#2	6"	0.2

• Blade rotates in handle for faster tip rotation



9-41711 ■

C. 24 Pc. Micro Screwdriver Set

Catalog #	Description	Size	Blade Length
9-41636	Slotted	1/32"	1"
9-41637	Slotted	3/64"	1"
9-41638	Slotted	1/16"	1"
9-41639	Slotted	5/64"	1-1/2"
9-41640	Slotted	3/32"	1-1/2"
9-41641	Slotted	1/8"	1-1/2"
9-41642	Slotted	1/8"	2-1/2"
9-41643	Slotted	9/64"	2-1/2"
9-41644	Slotted	5/32"	2-1/2"
9-41645	Phillips	#0000	1"
9-41646	Phillips	#000	1"
9-41647	Phillips	#00	1-1/2"
9-41648	Phillips	#0	1-1/2"
9-41649	Phillips	#0	2-1/2"
9-41650	Phillips	#1	2-1/2"
9-41658	Ball Hex Keys	.050	1-1/2"
9-41659	Ball Hex Keys	1/16"	1-3/4"
9-41660	Ball Hex Keys	5/64"	2-1/4"
9-41661	Ball Hex Keys	3/32"	2-3/8"
9-41707	Torx	T-5	1-1/2"
9-41651	Torx	T-6	1-1/2"
9-41652	Torx	T-7	1-1/2"
9-41653	Torx	T-8	2-1/2"
9-41654	Torx	T-9	2-1/2"

Wt. 1.65 lbs.



9-41633 ■

D. 10 Pc. Micro Screwdriver Set

Catalog #	Description	Size	Blade Length
9-41637	Slotted	3/64"	1"
9-41639	Slotted	5/64"	1-1/2"
9-41641	Slotted	1/8"	1-1/2"
9-41644	Slotted	5/32"	2-1/2"
9-41646	Phillips	#000	1"
9-41648	Phillips	#0	1-1/2"
9-41650	Phillips	#1	2-1/2"
9-41652	Torx	T-7	1-1/2"
9-41653	Torx	T-8	2-1/2"
9-41654	Torx	T-9	2-1/2"

Wt. 0.26 lbs.

Open Stock ■

E. Micro Screwdrivers

Catalog #	Description	Size	Blade Length	Overall Length	Wt. lbs.
9-41636	Slotted	1/32"	1"	3-7/8"	0.13
9-41637	Slotted	3/64"	1"	3-7/8"	0.13
9-41638	Slotted	1/16"	1"	3-7/8"	0.13
9-41639	Slotted	5/64"	1-1/2"	4-7/8"	0.19
9-41640	Slotted	3/32"	1-1/2"	4-7/8"	0.25
9-41641	Slotted	1/8"	1-1/2"	4-7/8"	0.31
9-41642	Slotted	1/8"	2-1/2"	6-3/8"	0.38
9-41643	Slotted	9/64"	2-1/2"	6-3/8"	0.44
9-41644	Slotted	5/32"	2-1/2"	6-3/8"	0.5
9-41645	Phillips	#0000	1"	3-7/8"	0.13
9-41646	Phillips	#000	1"	3-7/8"	0.13
9-41647	Phillips	#00	1-1/2"	4-7/8"	0.25
9-41648	Phillips	#0	1-1/2"	4-7/8"	0.5
9-41649	Phillips	#0	2-1/2"	6-3/8"	0.7
9-41650	Phillips	#1	2-1/2"	6-3/8"	0.8
9-41658	Ball Hex Keys	.050	1-1/2"	4-3/8"	0.2
9-41659	Ball Hex Keys	1/16"	1-3/4"	4-5/8"	0.2
9-41660	Ball Hex Keys	5/64"	2-1/4"	5-5/8"	0.4
9-41661	Ball Hex Keys	3/32"	2-3/8"	5-3/4"	0.5
9-41651	Torx	T-6	1-1/2"	4-7/8"	0.5
9-41652	Torx	T-7	1-1/2"	4-7/8"	0.5
9-41653	Torx	T-8	2-1/2"	6-3/8"	0.5
9-41654	Torx	T-9	2-1/2"	6-3/8"	0.5
9-41655	Torx	T-10	2-1/2"	6-3/8"	0.7

9-45734 ■

F. 4-in-1 Precision Screwdriver

- 2 double ended chrome vanadium blades, fingertip swivel head
- Blades held in reversible carrier which fits snugly in handle
- Overall length 5-1/4"
- Includes: 1/8" and 5/64" slotted; #000 and #0 Phillips blades

Wt. 1.0 lbs.



G. Screw-Holding Drivers ■

Catalog #	Size	Blade Length	Wt. lbs.
9-41124	3/16"	5"	0.2
9-41362	#1	4"	0.1
9-41363	#2	5"	0.2

• Thumb control for one-hand use



9-41024 ■

H. 5-5/8" Screw Starter for Slotted Screws

- Starts most standard screws with 15 in.-lbs. torque
- Releases automatically
- Alloy steel blade, overall length 5-5/8"

Wt. 0.2 lbs.



9-41315 ■

I. #2 & 1/4" x 4-1/2" Offset Screwdriver

- Nickel plated, high carbon heat-treated steel
- For use in close quarters
- Slotted 1/4" and Phillips #2

Wt. 0.1 lbs.



9-4107 ■

J. 6 Pc. Precision Screwdriver Set

- Includes five tempered steel blades: .040", .055", .070", .100" slotted and one #0 Phillips blade
- Screw chuck with knurled handles
- Includes storage case



9-41144 ■



K. 27 Pc. Ratcheting Magnetic Screwdriver Set

- Ergonomic design
- Unique six bit storage system that lets you dial to the bit you want
- Knurled stainless steel shaft allows faster turning and resists corrosion
- Forward, reverse, and lock positions for fast driving of screws and nuts
- Smooth ratcheting action
- Includes: Six Phillips bits, #0, (2) #1, (2) #2, and #3; five slotted bits, 5/32", (2) 3/16", 1/4", 5/16"; three square bits, #1, #2, #3; Six Torx®, T-10, T-15, T-20, T-25, T-27, T-30; five hex, 3/16", 1/4", #4, #5, #6

Wt. 1.0 lbs.

9-47380 ■

L. Autoloading Multi-Bit Screwdriver

- S2 steel 1/4-in. hex and 1-in. standard bits are removable, replaceable, and customizable
- Pump-action designed Autoloader mechanism exchanges screwdriver bits in less than 2 seconds
- Includes 6 bits, S2 modified alloy with Electro-less nickel plating
- Sizes P1, P2, slotted 1/4", 3/16", 1/8", T-6 Torx

Wt. 0.5 lbs.

Hand Tools

Specialty Screwdrivers ■ Nutdrivers



9-41796 ■
A. Readybit® Ratcheting Screwdriver Set

- Soft grip handle for comfort
- Onboard bit storage in handle
- Includes 14 assorted bits

Wt. 0.8 lbs.



9-41161 ■
B. 4-in-1 Reversible Screwdriver

- Interchangeable doubled ended bits: 3/16" and 1/4" slotted, #1 and #2 Phillips
- Bits store in shaft

Wt. 0.4 lbs.



9-47641 ■
C. 5 Pc. Hand Impact Driver Set

- Each impact turns bit up to 20°
- Includes 1/2" square drive tool, adapter, #2, #3, #4 Phillips bits, and 3/8" slotted bit

Wt. 2.1 lbs.

Replacement Bits ■

D. Replacement Bits For 9-47641

Catalog #	Description	Size	Wt. lbs.
9-47631	Phillips	#1	0.1
9-47635	Phillips	#2	0.1
9-47632	Phillips	#3	0.1
9-47637	Straight Slotted	3/8"	0.1



9-41469 ■
E. 5 Pc. Reversible Offset Ratchet Set

- Includes ratchet handle, 1/4" and 3/8" slotted blades, #1 and #2 Phillips blades
- Hardened tempered steel blades
- Driver adjusts for right or left hand use
- Tip sizes: 1/8" and 5/64" slotted, #000 and #0 Phillips
- Overall length 3.975"

Wt. 0.16 lbs.



9-41715 ■
F. 5 Pc. Reversible Ratcheting Offset Screwdriver Bit Wrench Set

- 25° offset head
- Magnetic bit holder
- Vinyl grip
- Raised knurl makes fingertip turning easy
- Reversing lever
- Includes 1/4" and 9/32" slotted, #1 & #2 Phillips bits

Wt. 0.2 lbs.



9-43373 ■
G. 1/4" Drive Magnetic Bit Handle

Wt. 0.2 lbs.



9-26535 ■
H. 83 Pc. Screwdriver Bit Set

- 83 piece insert and screwdriver bit set
- Includes: 1" and 2" Phillips, slotted, square, Pozidriv®, and Torx® insert bits and nutdrivers

Wt. 1.5 lbs.



9-26536 ■
I. 60 Pc. Screwdriver Bit Set

- 60 piece insert and screwdriver bit set
- Includes: 1", 2", and 3-1/2" Phillips, slotted, square, Pozidriv®, Torx®, and hex insert bits and nutdrivers

Wt. 1.08 lbs.



9-25599 ■
J. 10 Pc. Drill Accessory Kit

- 10 Pc. set handy for common screwdriving applications
- Includes: (5) P2 Phillips bits, (2) 6-8 slotted bits, magnetic insert bit holder, screwguide/holder, and flexible shaft bit holder

Wt. 0.55 lbs.



9-1261 ■
K. 7 Pc. Standard Nutdriver Set

- Alloy steel sockets and shafts

Catalog #	Size	Wt. lbs.
9-41977	3/16"	0.3
9-41971	1/4"	0.3
9-41972	5/16"	0.3
9-41973	11/32"	0.3
9-41974	3/8"	0.3
9-41975	7/16"	0.3
9-41976	1/2"	0.3
9-1674	7 Sleeve Tool Roll	

Wt. 2.5 lbs.



9-1279 ■
L. 7 Pc. Metric Nutdriver Set

- Alloy steel sockets and shafts

Catalog #	Size	Wt. lbs.
9-41981	5mm	0.3
9-41982	6mm	0.3
9-41983	7mm	0.3
9-41984	8mm	0.3
9-41985	9mm	0.3
9-41986	10mm	0.4
9-41987	11mm	0.4
9-1674	7 Sleeve Tool Roll	

Wt. 2.7 lbs.



9-4196 ■
M. 7 Pc. Standard Nutdriver Set

Catalog #	Size	Wt. lbs.
9-41977	3/16"	0.3
9-41971	1/2"	0.3
9-41972	5/16"	0.3
9-41973	11/32"	0.3
9-41974	3/8"	0.3
9-41975	7/16"	0.3
9-41976	1/2"	0.3

Wt. 2.54 lbs. - Plastic Carry Rack

9-4197 ■
N. 7 Pc. Metric Nutdriver Set

Catalog #	Size	Wt. lbs.
9-41981	5mm	0.3
9-41982	6mm	0.3
9-41983	7mm	0.3
9-41984	8mm	0.3
9-41985	9mm	0.3
9-41986	10mm	0.4
9-41987	11mm	0.4

Wt. 2.6 lbs. - Plastic Carry Rack



Open Stock ■

O. Nutdrivers

- Each nutdriver is color coded

Catalog #	Description	Size	Wt. lbs.
9-41977	Standard	3/16"	0.3
9-41971	Standard	1/4"	0.3
9-41972	Standard	5/16"	0.3
9-41973	Standard	11/32"	0.3
9-41974	Standard	3/8"	0.3
9-41975	Standard	7/16"	0.3
9-41976	Standard	1/2"	0.3
9-41981	Metric	5mm	0.3
9-41982	Metric	6mm	0.3
9-41983	Metric	7mm	0.3
9-41984	Metric	8mm	0.3
9-41985	Metric	9mm	0.3
9-41986	Metric	10mm	0.4
9-41987	Metric	11mm	0.4



9-52155 ■
A. 4 Pc. Drill-Out® Power Extractor

- Removes most common fasteners
 - Removes sizes 1/8" to 1/4" or 3mm to 6mm small bolts
 - Drills into grade 2 to grade 8, and stainless steel
 - Reusable set of 4, removes #5 and 6, 3mm, #8 and 4mm, #10 and 12, 5mm, 1/4", 6mm
- Wt. 0.1 lbs.



9-52156 ■
B. 6 Pc. Power Extractor and Damaged Screw Remover

- Drill-Out® quickly and easily removes broken bolts with the power of a hand drill
 - Self-centering prevents walking and the bell shape gives great control
 - Screw-Out™ removers can be used with an indented drive fit, Phillips, slotted, hex, Torx®, tri-wing, Pozidriv® and Frearson
 - Included: 4 Drill-Out® extractors and 2 larger Screw-Out™ removers
- Wt. 0.21 lbs.



9-52157 ■
C. 7 Pc. Drill-Out/Screw-Out Power Extractors

- Removes sizes 1/8" to 1/4" or 3mm to 6mm small bolts
 - Drills into grade 2 to grade 8, and stainless steel
 - Reusable set of 4, removes #5 and 6, 3mm, #8 and 4mm, #10 and 12, 5mm, 1/4", 6mm
 - Includes: #1 bit removes #6 screws, #2 bit removes #8 & #10, #3 removes #12 & #14 screws
- Wt. 0.23 lbs.



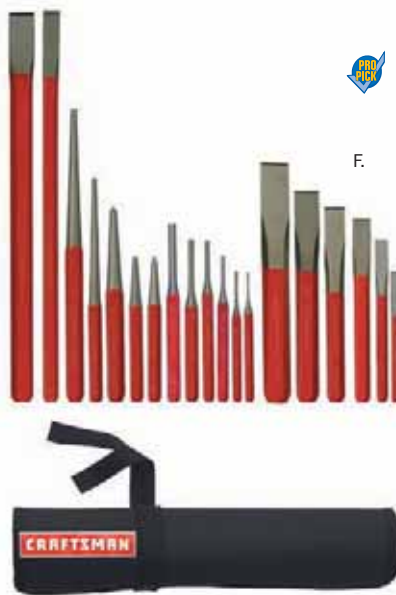
9-52158 ■
D. 10 Pc. Drill-Out, Micro Drill

- Drill Out**
- Removes bolts that are snapped/broken off
 - Removes most fasteners with 3/8" reversing drill
- Screw Out**
- Removes damaged screwheads without damaging surrounding material
 - Includes: 5/16", 3/8", and 1/2" drill out bits; #5, #8, #10 and 1/4" micro drill out bits; #1, #2 & #3 screw out bits
- Wt. 0.35 lbs.



9-52165 ■
E. 9 Pc. Impact Grade Bolt-Out® Damaged Bolt/Nut Remover Set

- Specialty socket set designed to easily remove rounded, corroded, or painted over nuts, bolts, wheel lugs, pipes, pipe nipples, or studs
 - Includes 9 impact sockets sizes: 15mm, 16mm or 5/8", 17mm, 19mm or 3/4", 10mm, 11mm or 7/16", 12mm, 13mm, 14mm; and punch
- Wt. 2.3 lbs.



9-1338 ■
F. 19 Pc. Punch & Chisel Set

- New bright red E-coat for high visibility & easy clean up

Catalog #	Description	Size	Wt. lbs.
9-42881	Pin Punch	1/16" x 4"	0.06
9-42882	Pin Punch	3/32" x 4"	0.06
9-42883	Pin Punch	1/8" x 4-1/2"	0.11
9-42884	Pin Punch	5/32" x 5"	0.11
9-42885	Pin Punch	3/16" x 5"	0.13
9-42886	Pin Punch	1/4" x 5-3/8"	0.2
9-42841	Prick Punch	3/8" x 4-1/2"	0.13
9-42861	Center Punch	3/8" x 4-1/2"	0.13
9-42862	Center Punch	1/2" x 6"	0.13
9-42971	Cold Chisel	1/4" x 4"	0.06
9-42972	Cold Chisel	3/8" x 5"	0.13
9-42973	Cold Chisel	1/2" x 5-3/4"	0.27
9-42974	Cold Chisel	5/8" x 6"	0.33
9-42975	Cold Chisel	3/4" x 6-1/2"	0.59
9-42976	Cold Chisel	7/8" x 7-1/2"	0.91
9-42851	Long Cold Chisel	1/2" x 12"	0.38
9-42853	Long Cold Chisel	3/4" x 12"	0.88
9-42901	Line-Up Tool	5/32" x 7"	0.2
9-42902	Line-Up Tool	3/16" x 9"	0.4
9-1768	19 Sleeve Tool Roll		

Wt. 5.7 lbs.


9-43115 ■

G. 12 Pc. Punch, Chisel & Alignment Set

- Red coating for corrosion resistance
- Vanadium alloy steel is double heat-treated for durability and impact resistance

Catalog #	Description	Size	Wt. lbs.
9-42841	Prick Punch	3/8" x 4-1/2"	0.13
9-42861	Center Punch	3/8" x 4-1/2"	0.13
9-42884	Pin Punch	5/32" x 5"	0.11
9-42883	Pin Punch	1/8" x 4-1/2"	0.11
9-42885	Pin Punch	3/16" x 5"	0.13
9-42886	Pin Punch	1/4" x 5-1/2"	0.2
9-42901	Line-Up Tool	5/32" x 7"	0.2
9-42971	Cold Chisel	1/4" x 4"	0.06
9-42972	Cold Chisel	3/8" x 5"	0.13
9-42974	Cold Chisel	5/8" x 6"	0.33
9-37356	Nail Set	2/32"	0.1
-	Nail Set	4/32"	0.1

Wt. 2.25 lbs.



9-43038 ■
H. 9 Pc. Punch, Chisel & Line-Up Set

- New bright red E-coat for high visibility & easy clean up

Catalog #	Description	Size	Wt. lbs.
9-42881	Pin Punch	1/16" x 4"	0.06
9-42882	Pin Punch	3/32" x 4"	0.06
9-42883	Pin Punch	1/8" x 4-1/2"	0.11
9-42861	Center Punch	3/8" x 4-1/2"	0.13
9-42841	Prick Punch	3/8" x 4-1/2"	0.13
9-42901	Line-Up Tool	5/32" x 7"	0.2
9-42902	Line-Up Tool	3/16" x 9"	0.4
9-42973	Cold Chisel	1/2" x 5-3/4"	0.27
9-42975	Cold Chisel	3/4" x 6-1/2"	0.59

Wt. 2.1 lbs.



9-43045 ■
I. 6 Pc. Heavy-Duty Punch, Chisel and Line-Up Set

- New bright red E-coat for high visibility & easy clean up

Catalog #	Description	Size	Wt. lbs.
9-42862	Center Punch	1/2" x 6"	0.13
9-42841	Prick Punch	3/8" x 4-1/2"	0.13
9-42901	Line-Up Tool	5/32" x 7"	0.2
9-42903	Line-Up Tool	1/4" x 12"	0.8
9-42973	Cold Chisel	1/2" x 5-3/4"	0.27
9-42975	Cold Chisel	3/4" x 6-1/2"	0.59

Wt. 2.3 lbs.



9-4285 ■
J. 5 Pc. Punch and Alignment Set

- New bright red E-coat for high visibility & easy clean up

Catalog #	Description	Size	Wt. lbs.
9-42881	Pin Punch	1/16" x 4"	0.06
9-42882	Pin Punch	3/32" x 4"	0.06
9-42883	Pin Punch	1/8" x 4-1/2"	0.11
9-42884	Pin Punch	5/32" x 5"	0.11
9-42901	Line-Up Tool	5/32" x 7"	0.2

Wt. 0.5 lbs.

Hand Tools

Punches and Chisels

9-43167

A. 6 Pc. Roll Pin Punch Set

- New bright red E-coat for high visibility & easy clean up

Catalog #	Description	Size	Wt. lbs.
9-42212	Pin Punch	1/8" x 4-1/2"	0.09
9-42213	Pin Punch	5/32" x 5"	0.09
9-42214	Pin Punch	3/16" x 5"	0.09
9-42215	Pin Punch	7/32" x 5"	0.16
9-42217	Pin Punch	1/4" x 5-1/2"	0.16
9-42218	Pin Punch	5/16" x 5-1/2"	0.16

Wt. 0.88 lbs. - Plastic Pouch



B.

9-43169

B. 6 Pc. Extra Long Punch Set

- New bright red E-coat for high visibility & easy clean up
- 3-1/2" pin length

Catalog #	Description	Size	Wt. lbs.
9-42219	Extra Long Pin Punch	5/32" x 7-1/8"	0.13
9-42220	Extra Long Pin Punch	3/16" x 7-1/8"	0.15
9-42221	Extra Long Pin Punch	7/32" x 7-1/8"	0.19
9-42222	Extra Long Pin Punch	1/4" x 7-1/8"	0.19
9-42223	Extra Long Pin Punch	5/16" x 7-1/8"	0.31
9-42224	Extra Long Pin Punch	3/8" x 7-1/8"	0.35

Wt. 1.38 lbs. - Vinyl Pouch



C.

9-1345

C. 6 Pc. Pin Punch Set

- New bright red E-coat for high visibility & easy clean up

Catalog #	Description	Size	Wt. lbs.
9-42881	Pin Punch	1/16" x 4"	0.06
9-42882	Pin Punch	3/32" x 4"	0.06
9-42883	Pin Punch	1/8" x 4-1/2"	0.11
9-42884	Pin Punch	5/32" x 5"	0.11
9-42885	Pin Punch	3/16" x 5"	0.13
9-42886	Pin Punch	1/4" x 5-1/2"	0.2
9-1675	6 Sleeve Tool Roll		

Wt. 1.0 lbs.



D.

9-1366

D. 6 Pc. Cold Chisel Set

- New bright red E-coat for high visibility & easy clean up

Catalog #	Description	Size	Wt. lbs.
9-42971	Cold Chisel	1/4" x 4"	0.06
9-42972	Cold Chisel	3/8" x 5"	0.13
9-42973	Cold Chisel	1/2" x 5-3/4"	0.27
9-42974	Cold Chisel	5/8" x 6"	0.33
9-42975	Cold Chisel	3/4" x 6-1/2"	0.59
9-42976	Cold Chisel	7/8" x 7-1/2"	0.91
9-1675	6 Sleeve Tool Roll		

Wt. 2.5 lbs.



E.

9-36859

E. 5 Pc. Wood Chisel Set

Catalog #	Description	Size	Wt. lbs.
9-36850	Wood Chisel	1/4"	0.3
9-36851	Wood Chisel	1/2"	0.4
9-36852	Wood Chisel	3/4"	0.4
9-36853	Wood Chisel	1"	0.5
9-36854	Wood Chisel	1-1/4"	0.5

Wt. 1.38 lbs. - Vinyl Pouch



F.

Open Stock

F. Wood Chisels

Catalog #	Description	Size	Wt. lbs.
9-36850	Wood Chisel	1/4"	0.3
9-36851	Wood Chisel	1/2"	0.4
9-36852	Wood Chisel	3/4"	0.4
9-36853	Wood Chisel	1"	0.5
9-36854	Wood Chisel	1-1/4"	0.5
9-36855	Wood Chisel	1-1/2"	0.7



G.

9-37354

G. 3 Pc. Nail Set

- Designed for countersinking finishing nails
- Knurled shaft gives the user a secure, non-slip holding area
- Made of high carbon steel

Catalog #	Description	Size	Wt. lbs.
9-37355	Nail Set	1/32"	0.1
9-37356	Nail Set	2/32"	0.1
9-37357	Nail Set	3/32"	0.1

Wt. 0.26 lbs.

Open Stock

H. Nail Sets

Catalog #	Description	Size	Wt. lbs.
9-37355	Nail Set	1/32"	0.1
9-37356	Nail Set	2/32"	0.1
9-37357	Nail Set	3/32"	0.1

Open Stock

I. Pin Punches

Catalog #	Description	Size	Wt. lbs.
9-42881	Pin Punch	1/16" x 4"	0.06
9-42882	Pin Punch	3/32" x 4"	0.06
9-42883	Pin Punch	1/8" x 4-1/2"	0.11
9-42884	Pin Punch	5/32" x 5"	0.11
9-42885	Pin Punch	3/16" x 5"	0.13
9-42886	Pin Punch	1/4" x 5-1/2"	0.2

9-42839

Q. Punch and Chisel Holder

- Designed to keep hand away from shaft of chisels
- Securely clamps to hex stock
- Butyrate handle for chemical resistance
- Forged head for durability, heat treated head and screw for long life
- Holds up to 7/8" hex stock

Wt. 0.4 lbs.



J.

Open Stock

J. Roll Pin Punches

Catalog #	Description	Size	Wt. lbs.
9-42212	Roll Pin Punch	1/8" x 4-1/2"	0.09
9-42213	Roll Pin Punch	5/32" x 5"	0.09
9-42214	Roll Pin Punch	3/16" x 5"	0.09
9-42215	Roll Pin Punch	7/32" x 5"	0.16
9-42217	Roll Pin Punch	1/4" x 5-1/2"	0.16
9-42218	Roll Pin Punch	5/16" x 5-1/2"	0.16



K.

Open Stock

K. Extra Long Pin Punches

Catalog #	Description	Size	Wt. lbs.
9-42219	Extra Long Pin Punch	5/32" x 7-1/8"	0.13
9-42220	Extra Long Pin Punch	3/16" x 7-1/8"	0.15
9-42221	Extra Long Pin Punch	7/32" x 7-1/8"	0.19
9-42222	Extra Long Pin Punch	1/4" x 7-1/8"	0.19
9-42223	Extra Long Pin Punch	5/16" x 7-1/8"	0.31
9-42224	Extra Long Pin Punch	3/8" x 7-1/8"	0.35



L.

Open Stock

L. Line Up Tools

Catalog #	Description	Size	Wt. lbs.
9-42905	Line-Up Tool	1/8" x 5-1/2"	0.2
9-42901	Line-Up Tool	5/32" x 7"	0.2
9-42902	Line-Up Tool	3/16" x 9"	0.4
9-42903	Line-Up Tool	1/4" x 12"	0.8



M.

Open Stock

M. Center Punches

Catalog #	Description	Size	Wt. lbs.
9-42861	Center Punch	3/8" x 4-1/2"	0.13
9-42862	Center Punch	1/2" x 6"	0.13



N.

Open Stock

N. Prick Punch

Catalog #	Description	Size	Wt. lbs.
9-42841	Prick Punch	3/8" x 4-1/2"	0.13



O.

Open Stock

O. Cold Chisels

Catalog #	Description	Size	Wt. lbs.
9-42971	Cold Chisel	1/4" x 4"	0.06
9-42972	Cold Chisel	3/8" x 5"	0.13
9-42973	Cold Chisel	1/2" x 5-3/4"	0.27
9-42974	Cold Chisel	5/8" x 6"	0.33
9-42975	Cold Chisel	3/4" x 6-1/2"	0.59
9-42976	Cold Chisel	7/8" x 7-1/2"	0.91



P.

Open Stock

P. Extra Long Cold Chisels

Catalog #	Description	Size	Wt. lbs.
9-42851	Extra Long Cold Chisel	1/2" x 12"	0.38
9-42852	Extra Long Cold Chisel	5/8" x 12"	0.68
9-42853	Extra Long Cold Chisel	3/4" x 12"	0.88
9-42854	Extra Long Cold Chisel	7/8" x 12"	1.31



Q.



9-38045
A. 16 oz. Hickory Curved Claw Hammer

- Third Claw™ pulls nails in tight places
 - Exclusive rib-reinforced claws
 - Headliner® steel shield adds strength
 - Chevron grip for comfort
 - Soft non-marring handle cap
 - Forged high-carbon steel head
 - 13" handle length
- Wt. 1.4 lbs.



9-38092
B. 16 oz. Hickory Rip Claw Hammer

- Special deep throat design
 - Headliner® steel shield adds strength helps reduce handle damage
 - Chevron grip for comfort
 - Soft, non marring handle cap for light tapping
 - Best grade hickory handle
 - 13" handle length
- Wt. 1.4 lbs.



9-38128
C. 7 oz. Curved Claw Finishing Hammer

- Dropped forge steel head with polished face and bevel
 - Best grade 11-1/2" hickory handle
- Wt. 0.8 lbs.



9-38071
D. 10 oz. Straight Claw Finishing Hammer

- Drop forged steel head with special deep throat design
 - Smooth contoured face
 - Best grade 11" hickory handle
- Wt. 1.2 lbs.



9-38101
E. 5 oz. Magnetic Tack Hammer

- 4-1/2" drop forged steel head
 - Magnetic face holds and sets tacks
 - Solid driving face
 - 11" hickory handle
- Wt. 0.4 lbs.



9-48285
F. 22 oz. Half Hatchet Hammer

- Polished, drop forged steel head
 - Blade has 3-1/2" cut and nail pulling slot
 - Best grade 11" hickory handle
- Wt. 1.6 lbs.



9-38126
G. 16 oz. Fiberglass Curved Claw Hammer

- Third Claw™ pulls nails in tight places
 - Rib-reinforced claws add strength
 - Synthetic rubber grip with chevrons for comfort
 - 13" fiberglass handle
- Wt. 1.6 lbs.



9-3821
H. 16 oz. Fiberglass Rip Claw Hammer

- Smooth contoured face
 - Special deep throat design
 - Synthetic rubber grip has chevrons for comfort
 - 13-1/2" fiberglass handle
- Wt. 1.6 lbs.



9-38129
I. 20 oz. Fiberglass Full Octagon Hammer

- Full polished head with octagon neck and face
 - Steel wedged epoxy sealed eye
 - Slip resistant grip, contoured for comfort
 - 14" fiberglass handle
- Wt. 1.8 lbs.



9-38127
J. 16 oz. All Steel Curved Claw Hammer

- Drop forged steel head and handle
 - Hickory plug in head absorbs shock
 - Third Claw™ pulls nails in tight places
 - Rib reinforced claws add strength
 - Air-cushioned, slip-resistant grip for comfort
 - 12-3/4" handle length
- Wt. 1.7 lbs.



9-38125
K. 16 oz. Tubular Curved Claw Hammer

- Tubular steel handle with shock absorbing hickory plug
 - Third Claw™ pulls nails in tight places
 - Synthetic rubber grip
 - 13" handle length
- Wt. 1.6 lbs.



L. All Steel Rip Claw Hammer

Catalog #	Face Type	Head Weight	Handle Length	Wt. lbs.
9-38095	Polished	16 oz.	12-3/4"	1.7
9-38273	Polished	20 oz.	14"	2



9-38074
M. 5 Pc. Hickory Ball Pein Hammer Set
• Includes: one plastic tip hammer and four ball pein hammers

Catalog #	Face Type	Head Weight	Handle Length	Wt. lbs.
9-38292	Plastic Tip	12 oz.	12-1/2"	1.2
9-38464	Ball Pein	12 oz.	12-3/4"	1.1
9-38465	Ball Pein	16 oz.	13-3/4"	1.3
9-38466	Ball Pein	24 oz.	15-1/4"	2
9-38467	Ball Pein	32 oz.	15-3/4"	2.5



N. Hickory Handle Ball Pein Hammers
• Cheeks ground smooth
• Finished in rust resistant black paint
• Hickory handle

Catalog #	Head Weight	Handle Length	Wt. lbs.
9-38461	4 oz.	10-1/4"	0.5
9-38463	8 oz.	12"	0.8
9-38464	12 oz.	12-3/4"	1.1
9-38465	16 oz.	13-3/4"	1.3
9-38466	24 oz.	15-1/4"	2
9-38467	32 oz.	15-3/4"	2.5

Hand Tools

Hammers ■ Pry Bars



A.

9-38304 ■
A. 24 oz. Replaceable Tip Non-Marring Rubber Mallet

- Includes one white tip and one black tip
 - Hickory handle
- Wt. 2.3 lbs.

B. Rubber Replacement Tips ■

- Cheeks ground smooth
- Finished in rust resistant black paint
- Hickory handle

Catalog #	Fits	Tip Color	Wt. lbs.
9-38305	9-38304	White	0.3
9-38306	9-38304	Black	0.3



C.

C. Plastic Tip Hammers ■

- Forged high quality steel head
- Supplied with replaceable tips, one soft red and one hard yellow

Catalog #	Head Weight	Handle Length	Wt. lbs.
9-38298	6 oz.	10-1/2"	0.8
9-38292	12 oz.	12-1/2"	1.2

D. Plastic Replacement Tips ■

- For Plastic Tip Hammers
- Press fitted
- 1" diameter

Catalog #	Fits	Wt. lbs.
9-38301	Hard 6 oz.	0.2
9-38299	Soft 6 oz.	0.2
9-38296	Hard 12 oz.	0.2
9-38297	Soft 12 oz.	0.2



E.

9-38359 ■
E. 1 lb. Dead Blow Hammer

- 14" fiberglass handle with an ergonomic grip for more safety and less user fatigue
 - Dead blow eliminates rebound, delivers more power
 - Cast urethane striking surface
- Wt. 1.10 lbs.



F.

9-38394 ■
F. 2 lbs. Dead Blow Hammer

- Super duty Power Drive® Industrial grade Dead Blow hammer
 - Polyurethane striking face allows a wide range of applications not possible with convention rubber/metal striking tools
- Wt. 1.9 lbs.

9-38395 ■
G. 3 lbs. Dead Blow Hammer

- Super duty Power Drive® Industrial grade Dead Blow hammer
 - Polyurethane striking face allows a wide range of applications not possible with convention rubber/metal striking tools
- Wt. 2.8 lbs.



H.

9-38311 ■
H. 3 lbs. Hand Drilling Hammer

- Drop forged head with large, crowned striking face
 - The right choice for striking cold chisels, punches, and brick chisels
 - 10" Hickory handle
- Wt. 3.5 lbs.



I.

I. 48 Oz. Double Face Engineers Hammers ■

- Durable hardened and tempered, drop forged steel head
- Large crowned face and wide bevel
- Heavy-duty fiberglass handle with overstrike guard
- Slip resistant cushioned grip

Catalog #	Handle Length	Wt. lbs.
9-38261	15"	4.2
9-38309	9"	3.4



J.

9-38262 ■
J. 2-1/2" 40 oz. Blacksmith Hammer

- Drop forged steel head
 - Large polished, crowned striking face
 - Beveled face and ends
 - 15" hickory handle
- Wt. 3.0 lbs.



K.

9-45787 ■
K. 16 oz. Rubber Mallet

- Natural rubber, non-marring head resists oil and water
 - Shock absorbent 13" hickory handle
- Wt. 1.4 lbs.



L.

9-47077 ■
L. Professional 4 Pc. Hook and Pick Set

- Ergonomically designed handles for a comfortable and secure grip
- Each blade is heat treated and tempered the entire length for maximum durability

Includes:

- Professional Scratch Awl
- Professional 90° Hook
- Professional Complex Hook
- Professional Curved Hook

Wt. 1.38 lbs.



M.

9-41612 ■
M. Professional Scratch Awl

- 3" blade
- Wt. 0.11 lbs.



N.

9-4319 ■
N. Cotter Key Puller

- Removes cotter keys from brake spring assemblies and some snap rings
 - 7" Overall length
- Wt. 0.3 lbs.



O.

9-41028 ■
O. Scratch Awl

Wt. 0.1 lbs.



9-47410 ■
A. Professional 5 Pc. Pry Bar Set

- Ergonomic dual composite handle designed for a comfortable, secure grip
- Capped end allows user to strike tool with hammer
- Increased tip width for maximum contact
- Curved bar has 23° tip angle for additional leverage
- Shaft goes through handle for greater prying power
- Hardened and tempered shaft and tip

Wt. 7.75 lbs.

Catalog #	Size	Wt. lbs.
9-43305	10"	1.4
9-43268	12"	1.5
9-43269	17"	1.9
9-43270	25"	2.1
9-43307	31"	5.5



F. Steel Wrecking Bars ■

Catalog #	Size	Stock Size	Wt. lbs.
9-37345	1/2" x 12"	1/2" hex	0.9
9-37346	3/4" x 24"	3/4" hex	3.4
9-37347	3/4" x 30"	3/4" hex	4.1



9-42892 ■
G. Rolling Wedge Bar

- 90° polished rolling head
 - Measures 16" long
 - 9/16" diameter
- Wt. 1.3 lbs.



H. Professional Curved Blade Pry Bars ■

- Ergonomic dual composite handle designed for a comfortable, secure grip
- Capped end allows user to strike tool with hammer
- Increased tip width for maximum contact
- Curved bar has 23° tip angle for additional leverage
- Shaft goes through handle for greater prying power
- Hardened and tempered shaft and tip

Catalog #	Size	Wt. lbs.
9-43305	10"	1.4
9-43268	12"	1.5
9-43269	17"	1.9
9-43270	25"	2.1
9-43307	31"	5.5



9-43279 ■
I. 5 Pc. Pry Bar Set

- Cellulose acetate screwdriver grips
 - Curved blade provides greater leverage
 - Hardened and tempered shaft and tip
- Wt. 5.75 lbs.

Catalog #	Size	Wt. lbs.
9-43284	1/4" x 8"	0.4
9-43275	3/8" x 12"	0.33
9-43276	3/8" x 17"	0.53
9-43277	1/2" x 25"	1.5
9-43285	1/2" x 31"	2.4



J. Pry Bars ■

- Cellulose acetate screwdriver grips
- Curved blade provides greater leverage
- Hardened and tempered shaft and tip

Catalog #	Size	Wt. lbs.
9-43284	1/4" x 8"	0.4
9-43275	3/8" x 12"	0.33
9-43276	3/8" x 17"	0.53
9-43277	1/2" x 25"	1.5
9-43285	1/2" x 31"	2.4



9-94815 ■
K. 1-1/4" Chisel Stainless Putty Knife

- Soft grip handle
 - Stainless blade, taper ground for peak performance
 - Hammer end.
- Wt. 0.1 lbs.

L. Wide Putty Knives ■

- Stainless steel blade
- Blade extends the length of the handle for strength
- Soft ergo handle, hammer end

Catalog #	Size	Type	Wt. lbs.
9-94814	1-1/2"	Flex	0.1
9-94813	1-1/2"	Stiff	0.1



M. Tape Knives ■

- Stainless steel blade
- Blade extends the length of the handle for strength
- Soft ergo handle, hammer end

Catalog #	Size	Type	Wt. lbs.
9-94818	4"	Flex	0.3
9-94819	6"	Flex	0.3



N. Scrapers ■

- Stainless steel blade
- Blade extends the length of the handle for strength
- Soft ergo handle, hammer end

Catalog #	Size	Type	Wt. lbs.
9-94816	3"	Stiff	0.2
9-94817	3"	Flex	0.2



C. Steel Pull-N-Pry Bars ■

Catalog #	Size	Stock Size	Wt. lbs.
9-37342	2" x 15"	1/2" x 1-1/3"	1.5
9-37353	5/8" x 5-1/4"	15/16" x 1/2"	0.09



9-4283 ■
D. Pry Bar

- 1/2" x 16"
- Wt. 0.9 lbs.



9-37341 ■
E. Rip Bar

- 3/4" x 17-3/4"
 - Stock size 3/4" hex
- Wt. 2.2 lbs.

Hand Tools

Files and Rasps ■ Handled Files and Brushes



9-31233 ■

A. 25 Pc. File Set

• Constructed of tough, long-lasting high-Carbon Steel
Wt. 6.3 lbs.

Catalog #	Description	Size	Wt. lbs.
9-31211	Shoe Rasp	8"	0.4
9-31286	Shoe Rasp	10"	0.6
9-31205	Tungsten Point	5"	0.1
9-31265	Bastard Cut Mill File	6"	0.1
9-31263	Bastard Cut Mill File	8"	0.2
9-31264	Bastard Cut Mill File	10"	0.4
9-31298	Bastard Cut Mill File	12"	0.8
9-31282	Bastard Cut Flat File	8"	0.2
9-31257	Bastard Cut Flat File	10"	0.4
9-31277	Bastard Cut Half Round File	8"	0.2
9-31251	Bastard Cut Half Round File	10"	0.4
9-31284	Bastard Cut Round File	6"	0.1
9-31276	Bastard Cut Round File	8"	0.1
9-31283	Bastard Cut Round File	10"	0.3
9-31296	Flat Multi-Kut	10"	0.5
9-31274	Slim Taper	6"	0.1
9-31285	Slim Taper	7"	0.1
9-31271	Double Extra-Slim Taper	6"	0.1
9-31297	All-Purpose File	10"	0.5
9-6757	6 Pc. Needle File Set		0.1



9-6757 ■

B. 6 Pc. Needle File Set

• Black Oxide Finish to resist loading, prevent rust & corrosion and stay sharper longer

Wt. 0.1 lbs.

Catalog #	Description	Size	Wt. lbs.
9-31313	Flat Needle	6-1/4"	0.03
9-31314	Half Round Needle	6-1/4"	0.03
9-31315	Square Needle	6-1/4"	0.03
9-31316	Round Needle	6-1/4"	0.03
9-31317	Equaling Needle	6-1/4"	0.03
9-31318	3-Square #0 Cut Needle	6-1/4"	0.03



C. Files and Rasps ■

• Black Oxide Finish to resist loading, prevent rust & corrosion and stay sharper longer
Wt. 0.1 lbs.

Catalog #	Description	Size	Wt. lbs.
9-31265	Mill Bastard	6"	0.1
9-31263	Mill Bastard	8"	0.2
9-31264	Mill Bastard	10"	0.4
9-31298	Mill Bastard	12"	0.8
9-31282	Flat Bastard	8"	0.2
9-31257	Flat Bastard	12"	0.4
9-31277	Half Round Bastard	8"	0.2
9-31251	Half Round Bastard	10"	0.4
9-31284	Round Bastard	6"	0.1
9-31276	Round Bastard	8"	0.1
9-31283	Round Bastard	10"	0.3
9-31211	Shoe Rasp	8"	0.4
9-31286	Shoe Rasp	10"	0.6
9-31274	Slim Taper	6"	0.1
9-31285	Slim Taper	7"	0.1
9-31271	Double Extra-Slim Taper	6"	0.1
9-31205	Ignition File	5"	0.1
9-31296	Flat Multi-Kut	10"	0.5
9-31297	All Purpose	10"	0.5
9-31313	Flat Needle	6-1/4"	0.03
9-31314	Half Round Needle	6-1/4"	0.03
9-31315	Square Needle	6-1/4"	0.03
9-31316	Round Needle	6-1/4"	0.03
9-31317	Equaling Needle	6-1/4"	0.03
9-31318	3-Square #0 Cut Needle	6-1/4"	0.03



9-31323 ■

D. 5 Pc. Handled File Set

• Each file is coated with Black Oxide to resist loading, prevent rust & corrosion and stay sharper longer

• Each features a unique screwdriver handle for better grip and comfort

• Includes vinyl storage pouch

Catalog #	Description	Size	Wt. lbs.
9-31211	Shoe Rasp (no handle)	8"	0.4
9-31303	Slim Taper	7"	0.3
9-31310	Mill Bastard	8"	0.2
9-31311	Half Round Bastard	8"	0.4
9-31312	Round Bastard	8"	0.2

9-31321 ■

E. 3 Pc. Handled File Set

• Each file is coated with Black Oxide to resist loading, prevent rust & corrosion and stay sharper longer

• Each features a unique screwdriver handle for better grip and comfort

• Includes vinyl storage pouch

Wt. 1.1 lbs.

Catalog #	Description	Size	Wt. lbs.
9-31310	Mill Bastard	8"	0.2
9-31311	Half Round Bastard	8"	0.4
9-31312	Round Bastard	8"	0.2



F. Handled Files ■

Catalog #	Description	Size	Wt. lbs.
9-31300	Mill Bastard	6"	0.2
9-31302	Round Bastard	6"	0.1
9-31303	Slim Taper	7"	0.3
9-31310	Mill Bastard	8"	0.2
9-31311	Half Round Bastard	8"	0.4
9-31312	Round Bastard	8"	0.2



G. Curved Handle Wire Brushes ■

Catalog #	Scraper	Wt. lbs.
9-3668	No	0.4
9-36471	Yes	0.4



9-3669 ■

H. Shoehandle Wire Brush

• 10" handle
Wt. 0.1 lbs.



A.

9-36261

A. 15" Coarse 9 Pt. Carpenter Handsaw with Wood Handle

- Features patent pending tooth geometry for up to 40% more cutting efficiency and rapid material removal
 - Easy-start front teeth for efficient entry to the cut
 - True Thick 1mm blade offers rigidity and reduced binding
 - Professional hardwood handle for worksite durability
- Wt. 0.9 lbs.

9-36262

B. 15" Coarse 9 Pt. Carpenter Handsaw with Soft Grip Handle

- Features patent pending tooth geometry for up to 40% more cutting efficiency
 - Deep gullets provide for rapid material removal from the cut
 - Easy-start front teeth allow for efficient entry to the cut
 - True Thick 1mm blade offers rigidity and reduced binding
 - Professional soft grip handle for commercial comfort and worksite durability
- Wt. 0.9 lbs.



C.

9-36263

C. 15" Fine 12 Pt. Carpenter Handsaw with Soft Grip Handle

- Features patent pending tooth geometry for up to 40% more cutting efficiency and rapid material removal
 - Easy-start front teeth for efficient entry to the cut
 - True Thick 1mm blade offers rigidity and reduced binding
 - Professional hardwood handle for worksite durability
- Wt. 0.9 lbs.

9-36264

D. 20" Coarse 9 Pt. Carpenter Handsaw with Wood Handle

- Features patent pending triple ground tooth geometry for up to 40% more cutting efficiency
 - Thick 1mm blade offers rigidity and reduced binding
 - Professional hardwood handle provides worksite durability.
- Wt. 1.4 lbs.

9-36265

E. 20" Coarse 9 Pt. Carpenter Handsaw with Soft Grip Handle

- Features patent pending triple ground tooth geometry for up to 40% more cutting efficiency
 - Deep gullets provide for rapid material removal from the cut
 - True Thick 1mm blade offers rigidity and reduced binding
 - Professional soft grip handle offers commercial comfort and worksite durability.
- Wt. 1.4 lbs.

9-36266

F. 24" Fine 12 Pt. Carpenter Handsaw with Soft Grip Handle

- Features patent pending triple ground tooth geometry for up to 40% more cutting efficiency
 - Extra fine tooth count for a premium finish
 - Thick 1mm blade offers rigidity and reduced binding
 - Professional soft grip handle offers commercial comfort and worksite durability
- Wt. 1.8 lbs.



G.

9-36166

G. 16" Backsaw

- 11 TPI flat ground blade
 - Hardwood handle
- Wt. 1.2 lbs.



H.

71-83563

H. 30" Bow Saw

- Large teeth for fast cutting
 - Hardened blade stays sharper longer
 - Tension handle for easy blade changing
 - Soft grip on handle for better control and comfort
- Wt. 1.8 lbs.

71-83557

I. 30" Bow Saw Replacement Blade

- Replacement blade for 71-83563
- Wt. 0.3 lbs.



J.

9-36144

J. 12" Ergonomic Hacksaw

- Rugged, solid saw for straight cuts and an ergonomic design for comfortable 2-hand operation
 - Quick, easy blade change and tension adjustment
 - Blade is centered in the frame for correct balance
 - Blade can be mounted at 55 degrees for flush cutting
 - Includes 24 TPI, 12" bi-metal blade
- Wt. 2.0 lbs.



K.

9-36143

K. 12" Flush-Cut Saw

- Easily converts to a jab saw for tight access cutting
 - Blade tension feature for quick & easy adjustments
 - Cushioned grip, enclosed handle for comfort
 - 2 cutting positions for straight or flush cuts
 - 0 to 4-1/8 in. depth of cut
 - Fits 12" blades
 - Built-in blade storage in handle holds up to 12 blades
- Wt. 1.50 lbs.



L.

9-36131

L. 10" Flat Frame Non-Adjustable Hacksaw

- 10" replaceable blade
 - Two cutting positions allow for straight or flush cuts
 - Special design helps keep blade from twisting
 - Nickel-plated steel frame resists corrosion
 - Durable pistol grip handle is made of high-impact plastic
- Wt. 1.0 lbs.



M.

9-36142

M. 10-1/2" Adjustable/Tubular Frame Hacksaw

- Blade tension feature for quick & easy adjustments
 - Enclosed, contoured handle for comfort
 - 3 cutting positions allow straight or flush cuts
 - 0 to 4-1/2" cut depth
 - Adjusts to use 10 or 12" blades
 - 12" blade included
- Wt. 1.44 lbs.



N.

9-36145

N. 10-1/2" Utility Hacksaw

- Aluminum frame
 - Uses standard 10 and 12" hacksaw blades
- Wt. 0.3 lbs.

O. Hacksaw Blades

- Carbon steel blades for cutting mild steel, copper, brass, aluminum

Catalog #	Length	TPI	Pkg.
9-92595	12"	18	2
9-92596*	10"	24	2

* Item not Craftsman branded



P.

9-36254

P. 6" Jab Saw

- Sharp point
 - Hardened and tempered steel blade
 - Easily cuts through wallboard and synthetic building materials
 - Large heavy-duty rubber grip handle
- Wt. 0.38 lbs.



Q.

9-36251

Q. 6" Coping Saw

- 6" depth of cut
 - Heavy-duty steel frame
 - Hardwood handle
 - Blade adjusts 360° to saw in any direction
 - 20 point fine cut blade
- Wt. 0.66 lbs.

Hand Tools

Saws ■ Knives ■ Riveters and Stud Punch



A. Drill Saws ■

- Saw has a flared sharp fluted tip to start the hole
- Spiral hardened shaft with teeth for cutting
- Cuts drywall, plaster, wood, plywood, masonite, particle board, plastic and rubber
- Hardened plastic ribbed handles

Catalog #	Diameter	Length	Wt. lbs.
9-36024	3/16"	8"	0.2
9-36025	1/4"	12"	0.3



9-94848 ■

B. Metal Lockback Knife

- Lightweight aluminum handle with clip
 - Knurled thumb-knob for easy 1-hand opening
 - Lockback blade folds like a pocket knife for safe, easy storage
 - Quick-change blade mechanism
 - Includes: knife, pouch, 3 blades
- Wt. 0.35 lbs.



9-94845 ■

C. Wood Lockback Knife

- Premium folding lockback utility knife with leather holster
 - Lightweight aluminum and polished hardwood handle with clip
 - Quick change blade mechanism
 - One hand opening operation and a back lock
- Wt. 0.55 lbs.



9-94832 ■

D. Side Loading Utility Knife

- 3-Position blade
 - Silver painted aluminum with soft santoprene cover
 - Includes three extra blades that store in the handle (0.025 in. thick, Universal 2 notch or 3 notch blades fit)
 - Double overlap nose for safety
 - Internal rubber fingers keep blade from shaking and dulling
 - Closed length of 6-1/2"
 - Slider is made of tempered spring steel
- Wt. 0.24 lbs.



9-94856 ■

E. Hi-Visibility Utility Knife

- 3-Position blade
 - Cast zinc body, safety orange
 - Includes three extra blades that store in the handle
 - Double overlap nose for safety
 - Length 5-1/2"
- Wt. 0.5 lbs.



9-94853 ■

F. Retractable Utility Knife

- 3-Position blade
 - Cast zinc body
 - Includes three extra blades that store in the handle
 - Length 5-1/2"
- Wt. 0.5 lbs.



9-94855 ■

G. Linoleum Knife

- Hawk bill
 - Hardwood handle
 - Length 7-1/4"
 - Tempered carbon steel blade
- Wt. 0.3 lbs.



9-94850 ■

H. Auto Loading Utility Knife

- Features a patented blade cartridge system that eliminates the need for manual blade changes
 - Adjustable Depth Stops
 - Rubber overmold on handle for added comfort
 - Quick blade change mechanism - safe blade changes
 - Holster holds knife and extra blade cartridge
 - 20 blade edges per cartridge
 - Includes utility knife, two 10-blade cartridges, holster
- Wt. 1.13 lbs.

9-94880 ■

I. Auto Loading Utility Knife Blade Cartridges

- Replacement blade cartridges for 9-94850
 - Three 10 blade cartridges
- Wt. 0.25 lbs.



9-94854 ■

J. Stationary Utility Knife

- Rigid fixed blade
 - 3-Position blade
 - Cast zinc body
 - Includes three extra blades that store in the handle
 - Length 5-1/2"
- Wt. 0.4 lbs

K. Replacement Utility Blades ■

- Heavy duty .025" cutlery steel
- Universal blades fit most knives

Catalog #	Length	Per Pkg.	Wt. lbs.
9-94857	2-5/16"	5	0.1
9-94859	2-5/16"	100	1.4



9-94858 ■

L. Hook Replacement Blades

- Heavy duty .025" cutlery steel
 - 2-1/8" universal blades fit most knives
 - Five blades per package
- Wt. 0.1 lbs.
- *Blades not Craftsman® branded



9-74755 ■

M. Industrial Hand Riveter

- Sets 1/8", 3/16" and 5/32" aluminum rivets and 1/8" stainless steel rivets
 - Die cast metal with comfort grip, cushioned handle
 - Removable ejector spring for automatic mandrel removal
 - Includes 332", 1/8", 532", and 3/16" nose pieces
- Wt. 1.2 lbs.



9-74749 ■

N. Heavy-Duty Hand Riveter with Ratcheting Head

- Rugged die-cast aluminum
 - Features head that rotates 360° for use at any angle
 - Rubber grips provide operating comfort and control
 - Includes four nose pieces for setting rivet sizes, 332", 1/8", 532" and 3/16"
 - Nose pieces store in handle
- Wt. 1.8 lbs.

O. 1/8" Diameter Rivets ■

Catalog #	Size	Type	Pack	Wt. lbs.
9-74633	1/8" x 1/8"	Aluminum	100	0.1
9-74634	1/8" x 1/4"	Aluminum	100	0.1
9-74629	1/8" x 1/8"	Steel	30	0.1
9-74630	1/8" x 1/4"	Steel	25	0.1
9-74637	Assortment of 120 rivets			0.4



9-66023 ■

P. Metal Stud Punch

- Punches up to 20 gauge (0.9mm) steel studs in one stroke
 - Cuts 11-1/32" diameter holes
 - Aluminum head provides heavy-duty strength
 - Minimal overall weight reduces fatigue
 - Contoured handle design gives better leverage
 - Self-stripping design eliminates punch hang-ups
 - Automatically centers holes on standard steel studs
- Wt. 7.5 lbs.



A.



9-68515 ■

A. Professional Forward Drive Stapler

- EasyFire™ Forward Action™ Stapler fires staples and brad nails with rapid-fire capability
- With one hand operation, efficiently drives staples flush with more control
- Forward Action™ applies pressure directly over work surface
- Speed load staple/nail track system, staples/nails remaining window, anti-slip handle
- Heavy duty steel construction and integrated wire guide
- Uses 9/16" EasyFire™ brad nails or heavy duty narrow crown staple sizes 1/4", 5/16", 3/8", 1/2" and 9/16"

Wt. 4.8 lbs.

Brad Nails for 9-68515

Catalog #	Length	Gauge	Wt. lbs.
9-68467	1/2"	18	0.2
9-68468	5/8"	18	0.2

Staples for 9-68515

Catalog #	Length	Point Type	Pkg. Qty.	Wt. lbs.
9-74411	1/4"	Chisel	1000	0.3
9-74414	5/16"	Chisel	1000	0.3
9-74412	3/8"	Chisel	1000	0.4



B.

9-68434 ■

B. Hammer Tacker

- Helps take the effort out of repetitive stapling - up to 200,000 cycles
- Ideal for installing insulation, carpeting, roofing and more
- Heavy-Duty steel construction with thick rubber grip to help absorb shock
- Drives 1/4", 5/16" and 3/8" narrow crown staples

Wt. 2.1 lbs.

Staples for 9-68434

Catalog #	Length	Point Type	Pkg. Qty.	Wt. lbs.
9-74411	1/4"	Chisel	1000	0.3
9-74414	5/16"	Chisel	1000	0.3
9-74412	3/8"	Chisel	1000	0.4



C.

9-68492 ■

C. EasyFire™ Electric Staple/Nail Gun

- Three tools in one! Shoots staples, fires brad nails, and tacks wire
- 10 Amps of power and 8' power cord
- Built in wire guide for easy tacking
- Easy load staple chamber, one-touch trigger safety lock
- Staple and nail remaining window
- Lightweight and compact for easy movement in tight spaces
- Shoots 1/4" thru 9/16" heavy-duty narrow crown staples, fires 9/16" brad nails

Wt. 2.8 lbs.

Staples for 9-68492

Catalog #	Length	Point Type	Pkg. Qty.	Wt. lbs.
9-74411	1/4"	Chisel	1000	0.3
9-74414	5/16"	Chisel	1000	0.3
9-74412	3/8"	Chisel	1000	0.4



D.

9-27233 ■

D. Professional Brad Nailer

- Heavy-duty 15-amp drive coil quickly drives one fastener per second
- Soft grip handle, 100-fastener capacity
- Rapid fire nailer uses four sizes of T-head brads from 3/8" to 13/16"
- 8 foot 3-wire cord, UL listed, includes carrying case

Wt. 9.0 lbs.

Brad Nails for 9-27233

Catalog #	Length	Pkg. Qty.	Gauge	Wt. lbs.
9-27214	1-3/16"	5000	18	3.2
9-27215	1"	5000	18	3



E.

9-27231 ■

E. Professional Electric Stapler

- Heavy-duty 9-amp drive coil quickly drives one fastener per second
- Soft grip handle
- Rapid fire nailer uses 3/16" wide staples from 5/16" to 9/16", 100-fastener capacity
- 8 foot 3-wire cord, UL listed, includes carrying case

Wt. 7.7 lbs.

Staples for 9-27231

- Made of 0.035 steel

Catalog #	Length	Width	Point Type	Pkg. Qty.	Wt. lbs.
9-27213	3/8"	3/16"	Chisel	5000	1.2
9-27212	1/2"	3/16"	Chisel	5000	1.5
9-27211	9/16"	3/16"	Divergent	5000	1.7



F.

9-68496 ■

F. Variable Power Stapler/Nailer

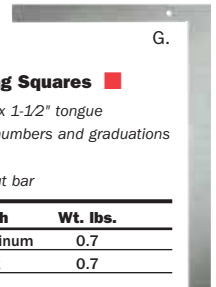
- Variable power for penetration of hard materials
- Light drive for soft or thin materials
- Easy to load base allows for flush finishing within 3/16" of vertical surface
- Lexan® plastic housing
- UL listed
- Uses 5 staple sizes, 2 brad nail sizes

Wt. 2.0 lbs.

Staples for 9-68496

- 0.050 steel

Catalog #	Length	Point Type	Pkg. Qty.	Wt. lbs.
9-74458	5/16"	Divergent	1000	0.27
9-74433	3/8"	Chisel	1000	0.38
9-74456	1/2"	Chisel	5000	2.0
9-74459	9/16"	Divergent	1000	0.42



G.

G. Aluminum Framing Squares ■

- 24" x 2" body and 16" x 1-1/2" tongue
- Permanently stamped numbers and graduations
- 18" graduated scale
- Comes with rafter layout bar

Catalog #	Finish	Wt. lbs.
9-39607	Aluminum	0.7
9-39615	Black	0.7

H. Rafter Marking Squares ■

- Lays out common, jack, hip or valley rafters
- Heavy-duty extruded aluminum

Catalog #	Size	Wt. lbs.
9-39601	7"	0.7
9-39602	12"	0.7



I.


I. Combination Squares ■

- 1" blade with precision ground degrees edges and milled head
- Stainless steel etched blades
- Includes self-aligning drawbolt

Catalog #	Size	Wt. lbs.
9-39567	12"	0.8
9-39681	16"	0.8

Hand Tools

Measuring Tools



9-39563 ■ A. Brass Stair Gauge

- Angle or stair gauge is ideal for rafter or framing squares and repeating angles
- Package of two
- Wt. 0.1 lbs.

9-39830 ■ B. Universal Protractor

- Magnetic back and base
- 90° angle fits corners for 2 way readings
- Two moveable indicators rotate 360°
- Wt. 0.4 lbs.



9-39840 ■ C. Magnetic Universal Protractor

- Magnetic back and base
- Exclusive 90° angle fits corners for 2 way readings
- Two moveable indicators rotate 360° for comparison readings
- Pendulum indicator allows for easy readings
- Measures or repeats angles with +/- 0.5° accuracy
- Wt. 0.4 lbs.




D. Solid Brass Plum Bobs ■

Catalog #	Size	Wt. lbs.
9-40104	16 oz.	1.2
9-40105	24 oz.	1.6



9-3971 ■ E. 5" Pocket Level

- Top-read vial
- Convenient small size
- Wt. 0.1 lbs.



9-39882 ■ F. 9" Inspectors Torpedo Level

- Aluminum construction
- Pitch vial measures from level to 1/4" per foot
- Wt. 0.4 lbs.

9-39829 ■ G. 9" Aluminum Torpedo Level

- Aluminum I-beam frame
- One magnetic, one V-groove edge
- Wt. 0.4 lbs.



9-39861 ■ H. 12" Level

- Convenient size fits in most tool boxes
- Has two level vials, one pitch, and one plumb vial
- Wt. 0.45 lbs.



I. Heavy Duty Aluminum Levels ■

- Heavy-duty anodized aluminum frame
- Guaranteed accuracy to 0.005" per inch
- Large comfortable hand grips
- Shock absorbing endcaps
- Convenient top read window

Catalog #	Length	Wt. lbs.
9-39254	24"	1.45
9-39255	48"	2.7



J. Aluminum Levels ■

- Rugged aluminum anodized I-Beam frame
- Guaranteed accuracy to 0.005" per inch
- Shock absorbing endcaps
- Convenient top read window

Catalog #	Length	Wt. lbs.
9-39251	24"	1.1
9-39252	48"	1.1



9-39914 ■ K 48" Level Case

- Constructed of polyethylene
- Twist snap case top, drainage holes
- Wt. 1.5 lbs.



L. LaserTrac® Aluminum Digital Levels ■

- Clearly reads the angle of the tool to 1/10 of a degree
- Reads right side up or down
- Audible tone identifies angle in 45-degree increments from 0 to 90 degrees
- Recalls last nine measurements, calculates degrees between two angles, projects bright red laser dot accurately to 1/4" at 100 feet
- Use tripod threads or hang magnetically

Catalog #	Length	Wt. lbs.
9-48292	10"	1.2
9-48293	24"	2.5
9-48290	48"	3



9-48251 ■ M. LaserTrac™ Level with Carrying Case and Laser Enhancing Glasses

- Projects a line vertically, horizontally, or any angle in between
- Laser projects out of tool at a 100% angle level to objects on adjacent walls
- Ultra bright, ultra fine laser line for accuracy
- Rubber grip ribbed for stability
- Can be used on flat surface, hand held, on tripod, with wall mount base, or magnetized to any metal stud
- Stays true, even 30 ft. away
- Includes: Laser level, precision leveling base, tripod and wall mount base, laser enhancing safety glasses, and carrying case
- Wt. 2.0 lbs.



9-48254 ■ N. LaserTrac™ Long Distance Measuring Tool

- Measure inside distance up to 50 feet and outside distance up to 150 feet with the receiver at an accuracy of +/- 0.5% or 1 inch even with large dense obstacles in its path
- Includes a Craftsman belt storage case and a quick reference card
- Intuitive easy to use button design allows for easy calculation of distance, cube and volume in both feet and meters
- Dual level vials are integrated to quickly level and plumb for an accurate measurement
- Back lit LCD screen is suitable for in poor light conditions and is intuitive for quick measuring navigation
- Sonar receiver captures the sonar wave length to quickly and accurately measure long distances
- Temperature display indicates the degree temperature of a room to identify hot or cold spots
- Batteries not included
- Wt. 0.75 lbs.



O. Locking Tape Measures ■


- Heavy-duty nylon and acrylic coated steel blade with tough tip
- Blade lock
- Ergonomic designed impact case

Catalog #	Size	Wt. lbs.
9-37393	1" x 30'	1.25
9-37391	1" x 25'	1.05
9-37392	1" x 8M/26'	1.05
9-37395	3/4" x 20'	0.6
9-37396	1/2" x 12'	0.35



9-37394 ■ P. 1" x 25' Bottom Locking Tape Measure

- Heavy-duty nylon and acrylic coated steel blade with tough tip
- Blade lock
- Ergonomic designed impact case
- Wt. 1.05 lbs.



Q. Replacement Tape Measure Blades ■

- Replacement blade for locking tapes
- Fit Craftsman and Sears
- Replace with same size as original blade
- Includes illustrated step-by-step instruction sheet

Catalog #	Size	Wt. lbs.
9-39521	1/2" x 12'	0.2
9-39522	3/4" x 20'	0.3
9-39523	1" x 25'	0.5
9-39524	1" x 8M/26'	0.5
9-39520	1" x 30'	0.6

Trade Tools



All the Automotive, Plumbing, and Electrical Tools You Need to Get the Job Done

34-82372 Digital Clamp Ammeter

- Measures AC current with ACA accuracy of 2.5%
- Extra large 4000 count LCD screen

CRAFTSMAN
PROFESSIONAL



9-52306 Professional 39 Pc. High Speed Standard Steel Tap and Die Set



- Long life high-speed steel
- Steel quality withstands heat so taps and dies stay

9-41831 Serpentine Belt Tool



- Use to release tension on serpentine belt self-adjusting idler pulleys

9-73576 Professional Dual Romex Up-Front Wire Stripper, Cutter Pliers

- Strips outerjacket and insulation from inner wires
- Plier nose for pulling wire and working small nuts



9-24085 4" Side-plate Angle Vise

- Slotted shoulder for easy mounting
- Index collars for precise adjustments

9-28103 Professional 20V Lithium-Ion LED Worklight

- Up to 30 hours of run time on a full charge
- Dual articulating head (90°) and handle (130°) for convenient placement



Trade Tools

Strippers & Crimpers ■ Electrical Tools



9-73589 ■

A. Professional 4 Pc. Coaxial, Romex®, Wire Stripper Set

- Ergonomic, anti-slip, sealed air-pocket grips for comfort
- Steel-constructed and coated with corrosion-resistant high-luster black oxide

Catalog #	Description	Wt. lbs.
9-73577	Professional Coax Cable cutter/stripper	0.7
9-73576	Dual Romex® stripper	0.4
9-73573	10-20 AWG stripper	0.4
9-73574	20-32 AWG stripper	0.4

Wt. 2.0 lbs.



9-73579 ■

B. Professional 3 Pc. Mini Up-Front Wire Cutter, Stripper, Crimper Set

- Includes professional 10-22 AWG stranded and 8-18 AWG solid wire pliers, and 10-22 AWG crimper
- Ideal for confined spaces
- Ergonomic, anti-slip, sealed air-pocket grips for comfort

Wt. .07 lbs.



9-45749 ■

C. Professional Up-Front Crimper, Stripper, Cutter

- Strips 10-22 AWG
- 5 bolt cutting stations: 4-40, 6-32, 8-32, 10-32, and 10-24
- Air pocket grips
- Up-front crimping station for easy use

Wt. 0.44 lbs.



D. Professional Up-Front Wire Stripper, Cutter Pliers ■

- Holes for looping wire and bolt cutting
- Locks shut
- Spring return
- Ergonomic, anti-slip, sealed air-pocket grips for comfort

Catalog #	Strips Size	Wt. lbs.
9-73573	10 - 20 AWG	0.4
9-73574	20 - 32 AWG	0.4



9-73653 ■

E. Professional Wire Cutter, Stripper

- Cuts 10-18 gauge stranded or solid wire
- Ergonomically designed textured grips
- Sliding lock for secure closure

Wt. 0.4 lbs.

9-73572 ■



F. Professional Up-Front Wire Cutter, Stripper

- Strips 10-18 AWG wire
- Spring return and lock
- Holes for looping solid wire
- Ergonomic, anti-slip, sealed air-pocket grips for comfort

Wt. 0.5 lbs.



9-73577 ■

G. Professional Coax Up-Front Cable Stripper, Crimper, Cutter Tool

- Strips outer insulations jackets from RG-6 and RG-59 wire
- Crimps RG-6U and RG-59U male coax connectors
- Includes five RG-6U and five RG-59U connectors
- Anti-slip seal air-pocket grips

Wt. 0.7 lbs.



9-73576 ■

H. Professional Dual Romex® Up-Front Wire Stripper, Cutter Pliers

- Strips outer jacket and insulation from inner wires on 12/2 and 14/2 AWG type NM cable wire
- Holes for looping wire and bolt cutting
- Locks shut
- Spring return
- Comfort grips
- Pliers nose for pulling wire and working small nuts
- Black oxide finish resists rust & corrosion

Wt. 0.4 lbs.

9-73583 ■



I. Professional 10 AWG Romex® Stripper, Cutter

- Strips outer jacket and insulation on inner wires of 10/2 type NM Romex® cable
- 3-Stage cutter reduces effort to cut wire and insulation
- Anti-slip, sealed air-pocket grips for comfort
- Holes for looping wires
- Bolt-cutting stations for 6-32 and 8-32 bolts

Wt. 0.7 lbs.



9-73575 ■

J. All Purpose Electrician's Tool

- Strips 10-22 AWG stranded and solid wire
- Crimps 10-22 AWG insulated and non-insulated wire connectors
- Crimps 7-8mm auto ignition wire
- Five bolt cutting/sizing stations, up-front cutter for tight spaces
- Anti-slip sealed air pocket grips provide comfort and safety

Wt. 0.48 lbs.



9-82563 ■

K. Electrical Repair Tool

- Strips 10-22A WG solid or stranded wire
- Crimps insulated and non-insulated terminals and splices, and 7-8mm auto ignition wire
- Cuts six sizes of bolts

Wt. 0.5 lbs.



L. Stripper for Copper Wire ■

- Strips solid wire
- Spring return, air pocket cushioned grips
- Locks shut

Catalog #	Strips Sizes	Wt. lbs.
9-82543	10 - 18	0.3
9-82544	16 - 26	0.3



M.

34-82327 ■

M. Laser Directed Non-Contact Compact Digital Infrared Thermometer

- Measures surface temperatures without contact, uses a class II laser pointer
- Temperature range from -58° F to 518° F (-50° C to 270° C)
- 6 to one distance to spot ratio (will measure a one inch spot from 6 inches)
- Basic accuracy of 2.5% of reading
- Data Hold and Max Hold
- Uses 2 AAA batteries, not included
- Includes thermometer, wrist strap and owner's manual

Wt. 0.19 lbs.



N.

34-82174 ■

N. Non-contact AC Voltage Detector

- Detects the presence of voltage on a 110 or 220 AC circuit
- Emits an audible and visual signal when AC voltage is detected
- Uses 2 AAA batteries, not included

Wt. 0.2 lbs.



O.

34-82399 ■

O. Test Lead Kit with Carry Pouch

- Banana plug to banana plug lead fits all meters and accepted accessories
- Heavy duty test probes rated Cat III for 600 volts
- Includes test leads, test probes, alligator clips, micro probes and carry case

Wt. 0.3 lbs.

34-81079 ■

A. Professional True RMS Auto Ranging Multimeter with Built-in Infrared Thermometer



- Infrared thermometer measures temperature without contact – 8 to 1 distance to target ratio
- Measures AC/DC voltage and current; also measures resistance, frequency, capacitance, duty cycle and contact temperature
- Push-button laser pointer for infrared temperature readings
- Basic DCV accuracy of 0.3% CAT III
- Test diode and continuity
- Auto power off, uses 9V battery (not included)
- Cat III – 600 Volts, UL Listed
- Includes - meter, protective rubber holster, test leads, temperature thermocouple and owner's manual

Wt. 1.2 lbs.

34-81077 ■

B. Professional True RMS Manual Multimeter with Temperature

- Measures AC/DC voltage and current; also measures resistance
- Basic DCV accuracy of 0.5%
- Auto power off, uses 9V battery (not included)
- Cat III – 600V, UL Listed
- High-resolution measurements including AC/DC voltage/current with 0.1mV resolution
- Faceplate helps match measurement dial position to the correct test lead inputs
- Low current range allows it to be used with current clamp-on adapters
- Includes - meter, protective rubber holster, test leads, temperature thermocouple and owner's manual

Wt. 1.1 lbs.

34-73756 ■

C. Professional True RMS 800A AC/DC Clamp Ammeter with Temperature



- Measures AC/DC current without opening the circuit – 1.2-inch jaw opening
- Also measures AC/DC voltage, resistance, frequency, capacitance and contact temperature
- Basic DCV accuracy of 1.0%
- Auto power off, Min/Max and Peak Hold for inrush currents
- Uses 9V battery (not included)
- Measures up to 800 amps AC/DC
- Includes - ammeter, belt holster, test leads, temperature thermocouple and owner's manual

Wt. 1.06 lbs.

34-82372 ■

D. Digital Clamp Ammeter



- Measures AC current with ACA accuracy of 2.5%
- Measures AC/DC voltage, resistance, continuity and diode
- Extra large 4000 count LCD screen
- Cat III – 600V, UL Listed
- Includes - ammeter, belt holster, and test leads

Wt. 0.5 lbs

34-82334 ■

E. Auto Ranging Digital Multimeter with Temperature Measurement



- 12-function digital multimeter
- Measures AC/DC Voltage with 0.5% basic DC accuracy
- Measures AC/DC current, resistance, capacitance, and frequency
- Cat III – 600V, UL Listed
- Fuse-protected current input jacks, auto on/off, audible/visual input warning
- Includes - multimeter, molded rubber holster, tilt stand, test leads, and thermocouple

Wt. 1.1 lbs.

34-82139 ■

F. Auto Ranging Digital Multimeter with Temperature

- Measures AC/DC voltage and current, resistance, capacitance, frequency and temperature (thermocouple not included)
- Diode and continuity tests, basic DCV accuracy of 1.0%
- Uses 2-AA batteries (not included)
- UL Listed
- Includes meter, protective rubber holster, test leads and owner's manual

Wt. 0.65 lbs.

34-82141 ■

G. Digital Manual Ranging Multimeter



- Measures up to 600V AC and 10A AC for electrical installation, home, appliance repairs
- Measures up to 600V DC and 10A DC for auto, marine and electronic installations/repairs
- Audible tone sounds below 30ohms to check proper wiring and shorts
- Resistance up to 2Mohm for household and auto electrical wiring testing and repair
- Diode and continuity tests
- 1.5 and 9V battery test function
- Uses 9V battery (not included)
- Includes meter, protective rubber holster, 2 spare fuses, test leads and owner's manual

Wt. 0.65 lbs.

H. Drill Press Vises ■

- Slotted shoulders for easy mounting to Drill Press Table
- Precision machined dovetail for smooth, accurate operation
- Index collars for precise adjustments

Catalog #	Description	Jaw Width	Jaw Opening	Throat Depth	Wt. lbs.
9-24081	4" Quick grip/release Vise	4"	4"	1-3/8"	20.3
9-24085	4" Side-plate Angle Vise	4"	4"	1-3/4"	21.5
9-24073	4" General Purpose Vise	4"	4"	1-3/4"	14.7
9-24087	3" Cross Vise	3"	3"	1-3/8"	24.0
9-24089	6" Cross Vise	6"	6"	2"	64.0
9-24091	8" Cross Vise	8"	8"	2"	95.0



I. "C" Clamps ■

- Ductile iron frame, plated steel screw, sliding pin handle.

Catalog #	Max. Cap.	Throat Depth	Wt. lbs.
9-51761†	1"	1"	0.3
9-51762†	2"	1-1/8"	0.4
9-66723	3"	1-3/4"	0.8
9-66724	4"	2"	0.6
9-66725	5"	2-1/2"	2.1
9-66726	6"	2-3/4"	2.5
9-66728	8"	3-1/4"	4.6

† Pkg. of 2



9-31591 ■

J. 2 Pc. Ratchet Variable Pressure Clamp Set

- Two 2-1/2" max. jaw capacity ratcheting clamps
- Resin body, steel ratcheting mechanism

Wt. 0.8 lbs.

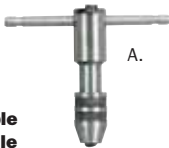


K. Bar Clamps ■

- Forward/reverse action handle levers provide complete clamping with one hand
- Reverse lever to loosen jaws in small increments
- Quick release, reversible jaw easily converts clamp to a spreader

Catalog #	Size	Wt. lbs.
9-31481	6"	1.15
9-31482	12"	1.36
9-31485	18"	2.75
9-31486	24"	3.10
9-31487	36"	3.88





A. Adjustable "T"-Handle Ratchet Tap Wrenches

- Ratchet can be set for right or left hand operation
- Self-centering hardened steel jaws and knurled chuck sleeve provide positive grip on taps, reamers and small tools
- Sliding T-Handle fits into small places
- Meets government specifications GGG-W-680a

Catalog #	Tap Capacity	Length	Wt. lbs.
9-4065	#0-1/4" (1.6-6.3mm)	3-1/2" (88mm)	0.6
9-4064	#12-1/2" (6-12mm)	4-1/2" (106mm)	1.0



9-52068 B. 13 Pc. Tap and Drill Set

- Includes: tap wrench, 6 machine screw taps (sizes 4-40, 6-32, 8-32, 10-24, 1/4"-20), and 6 Drills (sizes 7, 21, 25, 29, 36, 43)

Wt. 1.5 lbs.



9-47764 C. 11 Pc. Master Tap Socket Set

- Fits where T-Handle tool won't fit
- Eleven sockets fill all numbered and fractional MCTI standard taps through 3/4"
- Fits 1/8" NPT taps and metric taps through 18mm
- Three- 1/2" sockets, four- 3/8" sockets, four- 1/4" sockets

Wt. 2.3 lbs.

*Not Craftsman Branded



H.

9-52311

D. Professional 58 Pc. High-Speed Standard Steel Tap and Die Set



Tap and Die Sizes:			Accessories:
1/4 - 20NC	1/4 - 28NF	6 - 32	2-Die Stock
5/16 - 18NC	5/16 - 24NF	8 - 32	T-Handle Tap Wrench
3/8 - 16NC	3/8 - 24NF	10 - 24	2-Tap, Reamer Wrench
7/16 - 14NC	7/16 - 20NF	10 - 32	Thread Gauge
1/2 - 13NC	1/2 - 20NF	12 - 24	5-Screw Extractor
9/16 - 12NC	9/16 - 18NF	1/8 - 27NPT	Screwdriver
5/8 - 11NC	5/8 - 18NF	1/4 - 18NPT	Molded Case
3/4 - 10NC	3/4 - 16NF		

Wt. 11.6 lbs.

9-52001

E. Professional 58 Pc. High-Speed Metric Steel Tap and Die Set



Tap and Die Sizes:			BSP Pipe Thread:	Accessories:
3 x .60	8 x 1.25	12 x 1.75	1/8 x 28	2-Die Stock
4 x .70	9 x 1.00	14 x 1.25	1/4 x 19	T-Handle Tap Wrench
4 x .75	9 x 1.25	14 x 2.00		2-Tap, Reamer Wrench
5 x .80	10 x 1.25	16 x 1.50		Thread Gauge
5 x .90	10 x 1.50	16 x 2.00		5-Screw Extractor
6 x 1.00	11 x 1.50	18 x 1.50		Screwdriver
7 x 1.00	12 x 1.50	18 x 2.50		Molded Case

Wt. 11.6 lbs.

9-52306

F. Professional 39 Pc. High-Speed Standard Steel Tap and Die Set



- High-Speed steel last longer than carbon steel and withstands heat longer so taps and dies stay sharper

Tap and Die Sizes:			Accessories:
1/4 - 20NC	5/16 - 24NF	8 - 32	Die Stock
5/16 - 18NC	3/8 - 24NF	10 - 24	T-Handle Tap Wrench
3/8 - 16NC	7/16 - 20NF	10 - 32	Tap, Reamer Wrench
7/16 - 14NC	1/2 - 20NF	12 - 24	Thread Gauge
1/2 - 13NC	4 - 40	1/8 - 27NPT	Screw Extractor
1/4 - 28NF	6 - 32		Screwdriver
			Molded Case

Wt. 4.1 lbs.

9-52305

G. Professional 39 Pc. High-Speed Metric Steel Tap and Die Set



- High-Speed steel last longer than carbon steel and withstands heat longer so taps and dies stay sharper

Tap and Die Sizes:			BSP Pipe Thread:	Accessories:
3 x .50	6 x 1.00	10 x 1.25	1/8 x 28	Die Stock
3 x .60	7 x 1.00	10 x 1.50		T-Handle Tap Wrench
4 x .70	8 x 1.25	11 x 1.50		Tap, Reamer Wrench
4 x .75	9 x 1.00	12 x 1.50		Thread Gauge
5 x .80	9 x 1.25	12 x 1.75		Screwdriver
5 x .90				Molded Case

Wt. 4.1 lbs.

9-52386

H. 107 Pc. Standard/Metric Carbon Steel Tap and Die Set

Standard Tap and Die Sizes:			Metric Tap and Die Sizes:		
1/4 - 20NC	1/4 - 28NF	4 - 40	3 x .60	8 x 1.25	12 x 1.75
5/16 - 18NC	5/16 - 24NF	6 - 32	4 x .70	9 x 1.00	14 x 1.25
3/8 - 16NC	3/8 - 24NF	8 - 32	4 x .75	9 x 1.25	14 x 2.00
7/16 - 14NC	7/16 - 20NF	10 - 24	5 x .80	10 x 1.25	16 x 1.50
1/2 - 13NC	1/2 - 20NF	10 - 32	5 x .90	10 x 1.50	16 x 2.00
9/16 - 12NC	9/16 - 18NF	12 - 24	6 x 1.00	11 x 1.50	18 x 1.50
5/8 - 11NC	5/8 - 18NF	1/8 - 27NPT	7 x 1.00	12 x 1.50	18 x 2.50
3/4 - 10NC	3/4 - 16NF	1/4 - 18NPT			

BSP Pipe Thread:	Accessories:
1/8 x 28	2-Die Stock
1/4 x 19	T-Handle Tap Wrench
	2-Tap, Reamer Wrench
	2-Thread Gauge
	5-Screw Extractor
	Screwdriver

Wt. 18.1 lbs. - Molded Case



D.



9-52353 ■

A. 58 Pc. Carbon Steel Standard Tap and Die Set

Tap and Die Sizes:			Accessories:
1/4 - 20NC	1/4 - 28NF	6 - 32	2-Die Stock
5/16 - 18NC	5/16 - 24NF	8 - 32	T-Handle Tap Wrench
3/8 - 16NC	3/8 - 24NF	10 - 24	2-Tap, Reamer Wrench
7/16 - 14NC	7/16 - 20NF	10 - 32	Thread Gauge
1/2 - 13NC	1/2 - 20NF	12 - 24	5-Screw Extractor
9/16 - 12NC	9/16 - 18NF	1/8 - 27NPT	Screwdriver
5/8 - 11NC	5/8 - 18NF	1/4 - 18NPT	
3/4 - 10NC	3/4 - 16NF		

Wt. 13.0 lbs. - Molded Case

9-52373 ■

B. 58 Pc. Carbon Steel Metric Tap and Die Set

Tap and Die Sizes:			BSP Pipe Thread:	Accessories:
3 x .60	8 x 1.25	12 x 1.75	1/8 x 28	2-Die Stock
4 x .70	9 x 1.00	14 x 1.25	1/4 x 19	T-Handle Tap Wrench
4 x .75	9 x 1.25	14 x 2.00		2-Tap, Reamer Wrench
5 x .80	10 x 1.25	16 x 1.50		Thread Gauge
5 x .90	10 x 1.50	16 x 2.00		5-Screw Extractor
6 x 1.00	11 x 1.50	18 x 1.50		Screwdriver
7 x 1.00	12 x 1.50	18 x 2.50		

Wt. 11.8 lbs. - Molded Case

9-52382 ■

C. 39 Pc. Carbon Steel Standard Tap and Die Set

Tap and Die Sizes:			Accessories:
3/8 - 16NC	5/16 - 24NF	8 - 32	Die Stock
7/16 - 14NC	3/8 - 24NF	10 - 24	T-Handle Tap Wrench
1/2 - 13NC	7/16 - 20NF	10 - 32	Tap, Reamer Wrench
5/8 - 11NC	1/2 - 20NF	12 - 24	Thread Gauge
3/4 - 10NC	4 - 40	1/8 - 27NPT	Screwdriver
1/4 - 28NC	6 - 32		

Wt. 4.3 lbs. - Molded Case

9-52383 ■

D. 39 Pc. Carbon Steel Metric Tap and Die Set

Tap and Die Sizes:		BSP Pipe Thread:	Accessories:	
3 x .50	6 x 1.00	10 x 1.25	1/8 x 28	Die Stock
3 x .60	7 x 1.00	10 x 1.50		T-Handle Tap Wrench
4 x .70	8 x 1.25	11 x 1.50		Tap, Reamer Wrench
4 x .75	9 x 1.00	12 x 1.50		Thread Gauge
5 x .80	9 x 1.25	12 x 1.75		Screwdriver
5 x .90				

Wt. 5.0 lbs. - Molded Case



9-52105 ■

E. 40 Pc. Master Rethreader Tap and Die Set

National Coarse dies:	National Fine dies:	Metric dies:
1/4" - 20	1/4" - 28	6 - 1.00mm
5/16" - 18	5/16" - 24	8 - 1.25mm
3/8" - 16	3/8" - 24	10 - 1.50mm
7/16" - 14	7/16" - 20	12 - 1.25mm
1/2" - 13	1/2" - 20	12 - 1.50mm
9/16" - 12	9/16" - 18	12 - 1.75mm
5/8" - 11	5/8" - 18	

Standard rethread file, 8 sizes

11, 12, 13, 14, 16, 18, 20, 24 threads per inch

National Coarse taps:	National Fine taps:	Metric taps:
1/4" - 20	1/4" - 28	6 - 1.00mm
5/16" - 18	5/16" - 24	8 - 1.25mm
3/8" - 16	3/8" - 24	10 - 1.50mm
7/16" - 14	7/16" - 20	12 - 1.25mm
1/2" - 13	1/2" - 20	12 - 1.50mm
9/16" - 12	9/16" - 18	12 - 1.75mm

Metric rethread file, 8 sizes

0.75, 1.00, 1.25, 1.50, 1.75, 2.00, 2.50, 3.00mm per thread

Wt. 3.6 lbs. - Blow Molded Case



F.



G.

9-47297 ■

F. 7 Pc. Body Hammer and Dolly Set

- Use for general body work
- Fiberglass handles for greater strength and shock absorption
- Polished working surfaces designed and balanced to do the job right

Catalog #	Description	Wt. lbs.
9-47288	Curved Cross Chisel Hammer	0.85
9-47290	Shrinking Hammer	0.78
9-47298	Utility Pick Hammer	0.75
9-47294	Heel Dolly	2.7
9-47295	General Purpose Dolly	2.8
9-47293	Toe Dolly	3.0
9-47292	Light Dinging Spoon	0.5

Wt. 12.2 lbs.

9-47296 ■

G. 4 Pc. Body Hammer Set

- Fiberglass handles for greater strength and shock absorption
- Polished working surfaces designed and balanced to do the job right

Catalog #	Description	Wt. lbs.
9-47288	Curved Cross Chisel Hammer	0.85
9-47289	General Purpose Pick Hammer	0.91
9-47298	Utility Pick Hammer	0.75
9-47291	Door Skin Hammer	0.94

Wt. 4.5 lbs.

Trade Tools

Auto Body Tools ■ Retaining Ring Pliers




9-47288 ■

A. Curved Cross Chisel Hammer

- Perfect for finishing work
- Fiberglass handles for greater strength and shock absorption
- Cross peen used for working in sharp corners
- Balanced curved chisel for work in tight places
- Round face 1-9/16" diameter
- Chisel 3" long

Wt. 0.85 lbs.




9-47289 ■

B. General Purpose Pick Hammer

- Medium size point and reach for general work
- Low crown strawberry point for perfect balance
- Face 1-9/16" round point, 3/32" radius
- 3-3/4" length of pick end
- Fiberglass handle

Wt. 0.91 lbs.




9-47290 ■

C. Shrinking Hammer

- For work in close quarters
- Expertly machined serrations on the round face
- Plain square face, 1-1/8" round serrated face, 1-1/4" diameter
- 4" overall length
- Fiberglass handle

Wt. 0.78 lbs.



9-47291 ■

D. Door Skin Hammer

- For high crown work and finishing, without poking holes in thin sections
- 6-1/2" overall length
- 12" fiberglass handle

Wt. 0.94 lbs.



9-47298 ■

E. Utility Pick Hammer

- Blunt point, short reach
- For low spots in high-crown panels and other work with small clearance
- Face 1-9/16" round point, 5/32" radius
- Length of pointed end, 2" head, 4" overall
- Fiberglass handle

Wt. 0.75 lbs.



9-47292 ■

F. Light Dinging Spoon

- To ding ridges smooth and level
- Spreads blow over large area making a smooth job and preventing damage to metal or finish
- Length 10" overall
- Face 2" x 4-5/16"

Wt. 0.50 lbs.



9-47293 ■

G. Toe Dolly

- Thinness and length provide easy accessibility to narrow pockets
- Large, flat face is frequently used in shrinking and dinging flat panels
- Sizes 4-3/4" x 2-3/8" x 1-1/8"

Wt. 3.0 lbs.



9-47294 ■

H. Heel Dolly

- Design makes it possible to reach easily into sharp corners and wide radii
- Sizes 3-1/4" x 2-1/2" x 1-7/16"

Wt. 2.7 lbs.



9-47295 ■

I. General Purpose Dolly

- Provides a comfortable hand hold for heaviest blows

Wt. 2.8 lbs.



J. Professional Retaining Ring Pliers ■

- Handles coated with black oxide finish for rust/corrosion protection, sealed air-pocket grips for comfort
- Includes 5 sets of color-coded tips, straight and 90°

Catalog #	Description	External Sizes	Internal Sizes	Wt. lbs.
9-47396	Small	1/8" - 1"	1/4" - 1"	0.54
9-47397	Medium	1/4" - 2"	3/8" - 2"	0.68

9-50460 ■



K. Professional 2 Pc. Retaining Ring Pliers Kit

- Easy to convert
- Squeeze handles and shift two levers up or down to convert
- Each tool supplied with ten color-coded tips
- For ring diameters 1/8 to 1" (small pliers) and 1/4 - 2" (large pliers)
- Hex-shaped locking guides firmly holds tips in place
- Ergonomic, anti-slip sealed air pocket cushion grips for user comfort
- Set includes: 9-47396 and 9-47397

Wt. 1.22 lbs.



9-50465 ■

L. 6 Pc. Cam-Lock Retaining Ring Pliers Kit

- Patented Cam-Lock retaining ring
- Quickly converts from internal to external ring use without taking the tools apart
- Handles internal and external rings from 1/4 to 2"
- Set includes: 0.038, 0.047, and 0.070" diameter tips, in 18° or 90° angles

Wt. 2.08 lbs.

9-50464 ■



M. 12 Pc. Qtr-Turn® Retaining Ring Pliers Kit

- Patented tool requires only 1/4 turn to convert from internal to external rings
- For 1/4 - 3-1/2" rings
- Sealed air-pocket cushion grips for comfort
- Set includes: 0.038" straight tip, 0.038" 45° tip angle, 0.038" 90° tip angle, 0.047" straight tip, 0.047" 45° tip angle, 0.047" 90° tip angle, 0.070" straight tip, 0.070" 45° tip angle, 0.070" 90° tip angle, 0.090" straight tip, 0.090" 45° tip angle, 0.090" 90° tip

Wt. 5.0 lbs.

9-47387 ■

N. 2 Pc. Universal Retaining Ring Pliers Set

- Services 3/8" to 2" internal and 1/4" to 2" external rings
- Black oxide finish
- Durable steel construction
- Spring loaded action handles
- Vinyl grips
- Set includes: (2) Universal retaining ring pliers; (4) 0.038" 90°, (4) 0.047" straight, (4) 0.047" 45°, and (4) 0.070" straight tips

Wt. 0.6 lbs.



Qtr-Turn® Retaining Ring Pliers ■

- Pliers convert from internal/external rings with simple 1/4" of pivot
- Pivot will not loosen while tool is in use
- Tough steel construction
- Black oxide finish
- Vinyl air pocket comfort grips



A. 9-47385
2 Pc. Qtr-Turn® Convertible Retaining Ring Pliers Set

• Set includes: 9-47383 and 9-47384
Wt. 0.50 lbs.

B. 9-47384

• For 0.125" to 2" internal and external rings with 0.070" tip diameter. Large with .069 tips.
Wt. 0.31 lbs.

C. 9-47383

• For 0.125" to 2" internal and external rings with 0.038" tip diameter. Small with .038 tips.
Wt. 0.2 lbs.

9-47386 ■

D. Lock Ring Pliers

- 1-5/8" jaw capacity for external lock rings
 - Knurled tips to grip snap rings at 90° angle
 - Vinyl covered grips for comfort
- Wt. 0.5 lbs.



9-45494 ■

E. Brake Spring Pliers

• Removes and installs shoe return springs on drum brakes
Wt. 1.1 lbs.

9-47767 ■

F. Universal Brake Shoe Retaining Spring Tool

• Double-ended tool removes and installs small and large car drum brake retaining springs

- Tool fits sizes 5/8 to 11/16" and 11/16 to 7/8" diameter
- Special sockets grip retaining washers
- Push and turn to remove or install

Wt 0.38 lbs.



9-45493 ■

G. Bendix Drum Brake Spring Tool

• Removes and installs shoe return springs on bendix drum brakes
Wt. 0.8 lbs.



9-45496 ■

H. Brake Adjusting Tool

• Adjusts clearance between brake drum and brake shoe

- Offset heads fit most drum brakes
- 6-3/4" long

Wt. 0.7 lbs.



9-47645 ■

I. Seal Puller

• For oil and grease seals
Wt. 0.8 lbs.


9-47061 ■

J. Heavy Duty Disc Pad Spreader

• Handles single and dual piston applications

- Saves up to 30 minutes per job from the ability to compress both pistons at once
- Smooth action pushes against inner disc brake pad to correctly reset brake pistons
- Sliding bolt makes for easy transition between single piston and dual piston applications
- Works on most late model Ford/GM front wheel drive cars, plus E-series and F-series vehicles

Wt. 1.94 lbs.



9-47365 ■

K. Disc Brake Pad Spreader

• Compresses piston for pad installation
Wt. 0.6 lbs.



9-47705 ■

L. Swivel Jaw Hose Clamp Pliers

• Fits all styles of flat band hose clamps

- Jaws swivel to grip at angle

Wt. 0.9 lbs.



M. Hose Pinch Pliers ■

- Locks in any position without springs or levers
- Comfort grips
- Patented mechanism

Catalog #	Capacity	Wt. lbs.
9-47051	1-1/4"	1.35
9-47050	3/4"	0.29

Stainless Steel Bowls with Heavy-Duty Magnets ■

- Rubber covered magnet resists scratching

	Catalog #	Shape	Size	Wt. lbs.
S.	9-41328	Round	6"	0.4
T.	9-41329	Rectangle	9-1/2" x 5-5/8" x 1-3/4"	2.0
U.	9-41327	Rectangle	14" x 6" x 1-1/2"	2.42



9-4513 ■

N. 5" Ignition Pliers

• Max 1/2" parallel jaw opening

- Three adjustments

Wt. 1.1 lbs.



9-43293 ■

O. 3 Pc. Gasket Scraper Set

• Includes: 3/4", 1" and 1-1/2" scrapers

- Large acetate handles are chemical and impact resistant

Wt. 1.10 lbs.



9-43292 ■

P. Gasket Scraper

• 1" scraper with large acetate handle that is chemical and impact resistant

- 10-1/2" overall length

Wt. 0.3 lbs.



9-30308 ■

Q. 5 Pc. Pickle Fork Set

• For separating ball joints, steering dampeners, tie rods and pitman arms

- Includes: Three interchangeable forks (11/16", 15/16", and 1-1/8"), and two handles: one for hammering, and one for use with air hammer (.401" shank)


Wt. 3.9 lbs.



S.

Trade Tools

Automotive Tools



9-4633 ■

A. Cylinder Surfacing Hone

- Range of 2 - 7"
- Works with 1/4" or 3/8" electric drill (not included)
- Includes three 220 grit stones

Wt. 1.3 lbs.

9-46331 ■

B. Replacement Stone Set

- Set of three replacement stones for 9-4633

Wt. 0.1 lbs.



9-4662 ■

C. Piston Ring Expander

- For 3/64-1/4" diameter rings

Wt. 0.3 lbs.



9-47606 ■

D. Tailpipe Expander

- Fits 1-5/8" to 2-7/16" pipes
- Removes clamp grooves and rounds out pipes

Wt. 2.6 lbs.



9-47626 ■

E. Harmonic Balancer Puller

- Includes: 3/8"-24, 5/16"-18, 3/8"-16 and 10mm screws
- Removes balancers, pulleys, and gears with tapped holes, including steering wheels

Wt. 3.4 lbs.

9-41833 ■

F. Steering Wheel Puller

- Pulls steering wheels on most U.S. and Imported cars
- Includes five sets of bolts: 3/8"-16, 5/16"-18, 5/16"-24, 1/4"-28, 8mm

Wt. 4.6 lbs.

9-41834 ■

G. Steering Wheel Lock Plate Remover and Installer

- Depresses steering wheel lock plate allowing easy removal and reassembly of snap ring
- Includes SAE and metric screws

Wt. 4.8 lbs.



9-4716 ■

H. Ring Compressor

- Ratchet type ring compressor for piston rings 2-1/8" to 5"
- Holds up to four rings
- Key wrench includes two tension bands

Wt. 0.6 lbs.



9-4772 ■

I. Universal Nut Cracker

- Splits nuts from 5/16" to 7/8" across flats
- 4" x 1-3/8"

Wt. 0.8 lbs.



9-4772 ■

J. Gear Pullers

- Adjustable arms fit around most gears.
- Precision machined bolt for smooth operation

Catalog #	Arms	Cap	Spread	Wt. lbs.
9-46905	2	5 ton	0 - 6"	1.8
9-46903	2	7 ton	0 - 8"	2.4
9-46906	3	5 ton	0 - 6"	3.8



9-19959 ■

K. Professional Continuous Flow Grease Gun

- Easily monitor and control grease flow by squeezing the button-style trigger
- Continuous flow while trigger is compressed
- Heavy-duty spring and exclusive piston design
- Uses 14-Ounce cartridge bulk filled or canister filled

Wt. 3.48 lbs.



9-41831 ■

L. Serpentine Belt Tool

- Use to release tension on Serpentine belt self-adjusting idler pulleys

Wt. 2.3 lbs.



9-45570 ■

M. Filter Wrenches

- Swivel handle makes it easy to turn filters in hard to reach locations
- Gripper "teeth"
- 1" stainless steel band
- Vinyl covered handle

Catalog #	Size	Wt. lbs.
28-20522	3-1/2" - 3-7/8"	0.5
28-20521	2-7/8" - 3-1/4"	0.5



9-45570 ■

N. 2 Pc. Strap Wrench Set

- Large handle manages up to 6-3/8" diameter
- Small handle manages up to 4" diameter

Wt. 1.25 lbs.

9-45533 ■

O. Small Strap Wrench

- Manages up to 4" diameter

Wt. 0.5 lbs.

9-45571 ■



P. Professional Aluminum Strap Wrench

- Cast aluminum handle with soft grip cushioning
- Grips and ratchets items up to 12" diameter
- Includes tote and extra strap

Wt. 1.0 lbs.



9-45164 ■

Q. Mechanics Stethoscope

- 9-1/4" long probe
- Diaphragm greatly amplifies sound for diagnoses

Wt. 0.7 lbs

* Not Craftsman Branded



9-47682 ■

R. Distributor Wrenches

- 12 Point box wrench with offset head allowing easy access to mounting bolt
- Constructed of alloy steel, heat treated and chrome plated

Catalog #	Size	Wt. lbs.
9-47682	1/2"	0.7
9-47683	9/16"	0.7

9-47757 ■

S. Side Terminal Battery Wrench

- 5/16" reversible ratcheting box end wrench

Wt. 0.3 lbs



B.



E.

Inspection Mirrors ■

- Adjustable to any angle

	Catalog #	Shape	Size	Overall Length	Telescoping	Magnetic	Wt. lbs.
A	9-4097	Oval	1" x 2"	8-12"	No	No	0.1
B	9-4098	Rectangle	2-1/8" x 3-1/2"	11-1/4" - 15-1/4"	Yes	No	0.4
C	9-4099	Round	1-1/4"	5-3/4" - 25-3/4"	Yes	Yes	0.1
D	9-4070	Round	2-1/4"	10" - 14"	Yes	No	0.3
E	9-41603	Round	2-1/4"	6-1/2" - 36-3/8"	Yes	No	0.5



F.

9-4717 ■**F. 5 Pc. Specialty Tool Kit**

- Includes:
 - 1" x 2" dual inspection mirror
 - Telescoping magnetic pick-up tool
 - Slotted screw starter
 - Phillips/Torx® screw starter
 - Double pointed scribe with straight and 90° angle point
 - Reuseable plastic pouch

Wt. 0.4 lbs.



G.

9-41310 ■**G. Pocket Telescopic Magnetic Pick-Up Tool**

- Lifting capacity of 1-1/2 lb.

Wt. 0.1 lbs.

9-46948 ■**H. Pocket Telescopic Magnetic Pick-Up Tool**

- Lifts metal objects weighing up to 2-1/2 lbs.
- Telescopes from 5-1/2" to 15-1/2"
- Powercap® shields sides of magnet from attaching to unwanted metal surfaces
- Textured cushion grip

Wt. 0.13 lbs.

9-46947 ■**I. Magnetic Pick-Up Tool**

- 16 lbs. lifting capacity
- Handle extends from 7-1/8" to 30-1/4"
- MegaMag™ magnetic head

Wt. 0.3 lbs.



J.

9-46946 ■**J. Lighted Magnetic Pick-Up Tool**

- Recessed LED light bulb seated below magnetic head
- Handle extends from 7-3/4" to 32-3/4"
- Lifts 5 lbs.

Wt. 0.2 lbs.

9-41602 ■**K. Magnetic Pick-Up Tool with Powercap™**

- 10 lbs. lifting capacity
- Stainless steel handle extends from 8-1/4" to 30-1/4"
- Powercap™ shields sides of magnet from attaching to unwanted metal surfaces

Wt. 0.6 lbs.



L.

9-4132 ■**L. Magnetic Telescoping Pick-Up Tool**

- Double ball and socket joint gives full 360° flexibility
- Handle extends from 16-3/4" to 26-3/4"

Wt. 0.5 lbs.

9-47095 ■**M. Magnetic Telescoping Pick-Up Tool with Mirror**

- 16 lbs. lifting capacity
- Telescopes from 9" to 34-1/4"
- Goblet-shaped head shields sides of magnet from attaching to unwanted surfaces
- 2-1/4" diameter mirror with metal base mounts in seconds
- Cushion-textured pistol grip
- Double-angle ball joint adjusts 360° and holds mirror in a desirable position

Wt. 0.38 lbs.



N.

9-41322 ■**N. Flexible Pick-Up Tool with Spring Jaws**

- Overall length 23-1/2"
- Easy working plunger controls four spring loaded steel claws

Wt. 0.3 lbs.



O.

9-40816 ■**O. Six Wire Spark Plug Gauge for Standard Ignitions**

- Includes sizes .025, .030, .034, .035, .040, and .045

Wt. 0.1 lbs.

9-40818 ■**P. Six Wire Hi-Energy Spark Plug Gauge**

- Includes sizes: .040, .044, .045, .050, .060, and .080

- For high energy ignitions

Wt. 0.1 lbs.

9-40815 ■**Q. 5 Pc. Thickness and Spark Plug Gauge Set**

- Includes: two spark plug wire gauges, offset gauge for valve tappets, ignition and wire combination gauge, and a master feeler gauge set with thirty steel blades and six brass blades

Wt. 0.7 lbs.



R.

9-40801 ■**R. Combination Ignition and Spark Plug Wire Set**

- Includes: 8 wire sizes (.020, .025, .028, .030, .032, .034, .035, and .040), 14 ignition blades (1/4"W x 1-3/4" L, sizes .012, .013, .014, .015, .016, .017, .018, .020, .022, .024, .025, .028, .030, and .032)

Wt. 0.1 lbs.



S.

9-40802 ■**S. Master Offset Gauge for Valve Tappets**

- 26 blades 1/2"W x 4"L, sizes .005 through .030 inclusive

Wt. 0.1 lbs.

9-40804 ■**T. 25 Leaf Feeler Gauge**

- Thickness and spark plug gap gauge
- Includes 25 blades

Wt. 0.19 lbs.



U.

9-40811 ■**U. 36 Blade Standard/Metric Master Thickness Gauge**

- Includes 30 steel blades (sizes .002, .0025, .003 through .026, .028, .030, .032, and .035) and 6 brass blades (sizes .006, .008, .010, .012, .014 and .016)
- All blades are 1/2"W x 3"L

Wt. 0.1 lbs.

Trade Tools

Precision Tools ■ Testers ■ Battery Chargers ■ Jacks & Lifts



A.

9-38739 ■

A. English/Metric Dial Caliper

- Dual Dial Caliper measures 0-6-in./0 to 150mm
- Dual readings on dial face (to .001 in black outer dial, to .02mm in red on inner dial)
- Makes inside, outside, depth and step measurements
- +/- .001" 4-Way measurement accuracy
- Stainless steel construction
- Measuring faces are precision ground and lapped
- Precision ground and lapped measuring faces

Wt. 0.88 lbs. - Plastic Case

9-40185 ■

B. 0 - 6" Dial Caliper

- 0 to 6" single-revolution dial Caliper
- Reliable for precise measurement with 0.100" direct reading per revolution, 0.001" graduations
- Accurate to +/- 0.001" graduations
- Features include four-way measurement capability and covered rack
- Dual-gear movement floats over internal obstructions
- Precision-ground, lapped
- Satin-chrome finish
- Stainless steel construction

Wt. 1.0 lbs. - Case



C.

9-38679 ■

C. 9 Pc. 0-50-0 Universal Dial Test Set

- Black plunger style provides range of 0.200" to 0.001" graduations
- Fully jeweled movement
- Includes: G-clamp, lever attachment, 5/16" x 3" and 5/16" x 5" holding rods and case
- Extra domed and tapered contact in fitted case

Wt. 2.13 lbs.



D.

9-38776 ■

D. 3 Pc. Dial Caliper 0 - 6" Range with Machinist's Tool Kit

- Includes: 0 to 1" range friction head micrometer with .001" graduations and adjustment wrench, 6" dial caliper, and 6" machinist ruler

Wt. 1.7 lbs. - Wood Storage Case



E.

9-21027 ■

E. Inductive Timing Light

- Measures timing at any engine speed to 8000 RPM
- Timing light has durable, high quality chrome housing, melt resistant neoprene lead set, and high impact nose cone
- Comes with easy-to-use instruction manual
- Not digital


Wt. 3.1 lbs.

9-47089 ■

F. Compression Test Kit

- Includes a full assortment of adapters for most automotive or small applications
- Shock-resistant gauge that reads 0-300 psi/0-20Kpa x 100
- Rubber boot on gauge
- Blow-molded case for storage

Wt. 3.0 lbs.



G.

9-21021 ■

G. Hand-Held Vacuum Pump

- For checking vacuum controlled components and checking leaks
- Measures 0-30" of mercury vacuum
- Kit contains hand pump, 2 ft. hose and three hose adapters

Wt. 1.5 lbs.



K.

K. Professional Hydraulic Bottle Jacks ■

- Full lifting power in upright or horizontal positions
- Extension screw gives additional height (except on 20-50 ton models)

28-71227 ■

H. 50/15/2-Amp Manual Battery Charger Shelf Unit

- 126 Amp engine start and alternator tester with reverse hook-up protection for 12 volt batteries ideal for automotive, AGM, Gel cell and Deep Cycle batteries
- 40 Amp rapid and 15 Amp fast charge, 2 Amp slow/maintenance charge provides power at all times and keeps batteries warm
- UL listed
- Includes: 125 Amp battery clamps for top and side-mount battery posts

Wt. 41.0 lbs.



I.

28-71234 ■

I. 12V/6V Portable Wheel Charger with Engine Start

- Two, GFCI protected 120V electrical outlets
- 60 Amp rapid and 20 Amp fast charge, 2 Amp slow/maintenance charge
- Timer controlled with automatic shut-off
- Engine starts at 275 Amp for 12V and 125 Amp for 6 volt provides emergency starting power
- UL listed
- Includes: Battery clamps

Wt. 43.0 lbs.



J.

28-71488 ■

J. 15/2/100-Amp Fully Automatic Battery Charger/Engine Starter for 6- and 12-Volt Batteries

- 1150 peak amps jump starts 12V vehicle batteries
- Two, 12V DC power outlets power up to 50 hours of DC power for accessories
- Two built in lights
- Built-in 150 PSI air compressor
- Two, AC outlets power up to 400 watts of household power
- Built-in automatic charger recharges the internal 22Ah DieHard® battery
- Includes: battery cables, pressure gauge, hoses, nozzles, and male-to-male plug

Wt. 17.5 lbs.

Catalog #	Load Cap.	Total Lift Range	Wt. lbs.
9-50280	2 Ton	7-1/8" - 13-3/4"	7
9-50282	6 Ton	8-5/8" - 16-5/8"	12
9-50284	12 Ton	9-1/2" - 18-5/8"	18.4
9-50285	20 Ton	9-1/2" - 18-5/8"	28.6
F9-50322	30 Ton	11" - 18"	54.9
F9-50323	50 Ton	9-1/2" - 13-7/8"	106.1



A. Professional Shorty Hydraulic Bottle Jacks

- Cross type forged release valve
- Built-in bypass device

Catalog #	Load Cap.	Total Lift Range	Wt. lbs.
9-50320	12 Ton	6" - 10-5/8"	14.2
9-50321	20 Ton	6-1/2" - 11-1/4"	22.7

9-50156

B. Professional "One-Pump-to-Lift" 4 Ton Floor Jack

- Speedy-lift™ design: only 2 pumps bring the saddle to the chassis
 - 4 ton capacity
 - Total lift range 5-35" to 19-13/16"
 - Safety bypass system prevents possible damage to jack due to over loading
 - Steel swivel saddle and rear wheel casters
 - Meets all ANSI/ASME safety standards
- Wt. 90.0 lbs.



9-50238

C. Professional "One-Pump-to-Lift" 2-1/2 Ton Floor Jack

- Low lift point of 3-34", total lift range 3-34" - 20"
 - One pump raises the saddle to chassis level
 - 2-1/2 ton capacity
 - Universal joint release valve provides positive locking in any handle position
- Wt. 88.0 lbs.



9-50239

D. 2 Ton Aluminum Speedy-Lift™ Floor Jack Jacks & Lifts

- Two pumps raises the saddle to chassis level
 - Lightweight aluminum construction
 - 2 ton capacity
 - Total lift range 3-34" to 18-1/2"
 - Low profile design for low pick up ability
- Wt. 44.0 lbs.

E. Professional Air (or Manual) Operated Hand Jacks

- Uses standard shop air, 90 - 175 PSI, with quick connector for air hose
- Wide base with safety valve for stable, controlled lowering



Catalog #	Capacity	Lift Range	Base Width	Wt. lbs.
F9-50332	12 Ton	9-1/2" - 18-5/8"	8-1/2" x 5-7/8"	26.6
F9-50333	20 Ton	9-1/2" - 18-5/8"	8-1/8" x 6-3/4"	36.4

F. Professional Jack Stands

- Welded steel construction
- One-piece ductile ratchet bar
- Counter-weighted pawl
- Manufactured to comply with ANSI/ASME Paid 4
- Sold only in pairs



Catalog #	Capacity	Height Range	Base Size	Wt. lbs. per pair
9-50159	3 Ton	11-1/2" - 17"	6-3/4" x 7-3/4"	21.8
9-50163	4 Ton	12" - 17-5/16"	8-3/4" x 7-1/2"	22.6

9-50234

G. Professional 3 Ton Short Chassis Model Floor Jack with Internal Load Limiting Device

- 3 Ton capacity
 - Total lift range 5-1/4" to 19"
 - Speedylift™ foot pedal for no-load lifts
 - Battery 9-25708 not included
- Wt. 81.9 lbs.



H. Professional Long Chassis Model Floor Jack with Internal Load Limiting Device

- Foot pedal for quick no-load lifts
- Handle actuated release

Catalog #	Capacity	Lift Range	Wt. lbs.
F9-50235	4 Ton	5" - 24"	163.6
F9-50236	5 Ton	7" - 27"	231.0
F9-50237	10 Ton	7" - 27"	440.0



I. Professional Air/Hydraulic Axle Jacks

- Uses standard shop air, 90-175 PSI required
- Top handle metered control release valve
- Fingertip remote control

Catalog #	Capacity	Lift Range	Extension Screw	Wt. lbs.
F9-50338	22 Ton	9-1/2" - 19-1/2"	4-1/2"	77.2
F9-50339	30 Ton	11" - 18"	No	121.2



J. Professional Air Actuated Service Floor Jacks

- Foot pedal for no-load lifts
- Wide base, reinforced stress points
- Fingertip remote control

Catalog #	Load Cap.	Total Lift Range	Wt. lbs.
F9-50329	4 Ton	5" - 24"	175.0
F9-50330	5 Ton	7" - 27"	236.5
F9-50331	10 Ton	7" - 27"	440.0



K. Professional Floor Style 2-Stage Transmission Jacks

- Remove and install auto and light truck transmissions and differentials
- 360° rotating handle base
- Load restraining safety chain

Catalog #	Capacity	Wt. lbs.
F9-50334	1,000 lbs.	105.6
F9-50335	2,000 lbs.	197.4

Trade Tools


Jacks & Lifts

F9-50337

A. Professional Manually Operated Turbo-Motor™ Telescoping Hydraulic Jack, 1/2 Ton

- 1/2 ton capacity
- 2-Stage chrome-plated extend reach via foot pedal
- Fits under cars raised by a lift
- Release pedal lowers the load

Wt. 147.0 lbs.



F9-50336

B. Professional Telescoping Transmission Jack with TurboMotor™ Air, 1 Ton

- 1/2 ton capacity
- Full hydraulic operation through both stages
- No switching from air to manual
- Fits under cars raised by a lift

Wt. 155.0 lbs.

F9-50341

C. Professional Engine Stand, 750 lbs. Capacity

- 750 lbs. capacity
- Head swivels 360°
- Welded square tubular steel construction
- "H" shaped construction
- Head locks in eight positions

Wt. 58.7 lbs.



F9-50342

D. Professional Engine Stand, 1,250 lbs. Capacity

- 1250 lbs. capacity
- Head swivels 360°
- Welded square tubular steel construction
- "U" shaped construction
- Head locks in any position

Wt. 93.5 lbs.

F9-50343

E. Professional Foldable Engine Crane, 1-Ton

- 1 ton capacity
- Max boom length 43".
- Welded tubular steel construction
- 8 ton hydraulic ram with built in by-pass mechanism
- Can be folded closed for storage
- Meets all ASME safety standards

Wt. 299.5 lbs.



F9-50344

F. Professional Foldable Engine Crane, 2-Ton

- 2 ton capacity
- Max boom length 75-3/4"
- Welded tubular steel construction
- 8 ton hydraulic ram with built in by-pass mechanism
- Metered control release valve
- Adjustable front and rear legs
- Can be folded closed for storage
- Meets all ASME safety standards

Wt. 254.0 lbs.



F9-50345

G. Professional 8-Ton Replacement Ram

- Replacement ram for engine cranes F9-50343 and F9-50344

Wt. 33.0 lbs.



F9-50348

H. Professional 12-Ton Hydraulic Bench Press

- 12 ton capacity
- Total working space 3-1/4" to 16-7/8"
- 6" ram stroke
- Welded ridge steel channel frames.
- Multi-position bed for work height adjustment
- Automatic ram retraction when jack valve opened

Wt. 141.2 lbs.

I. Professional Hydraulic Floor Presses

- Welded ridge steel channel frames
- Multi-position bed for work height adjustment
- Automatic ram retraction when jack valve opened

Catalog #	Load Capacity	Total Working Space	Ram Stroke	Wt. lbs.
F9-50349	12 Ton	3" - 34-3/4"	6"	201.1
F9-50350	25 Ton	2-1/2" - 34-1/4"	6"	256.3



F9-50364

J. Professional 4-Ton Hydraulic Body Repair Kit

- Specifically designed for pushing, spreading, and pressing vehicle body panels
- Safety overload to protect ram and cylinder damage
- WARNING: When extension tubes and/or offset attachments are used, the rated capacity is reduced by 50% for each tube or attachment connected
- Includes: Hand pump assembly with 6' hose; Ram assembly; Five extension tubes (19-1/2", 16-1/2", 8-1/2", 6-1/8" 3"); Male connector; Wedge head; Serrated saddle; Flat base; Ram toe; Plunger toe; 2-3/4" Rubber head; 90 degree Combination head; Hydraulic spreader; and Blow molded case

Wt. 46.2 lbs.

F9-50347

K. Professional 10-Ton Hydraulic Body Repair Kit

- Specifically designed for pushing, spreading, and pressing vehicle body panels
- Safety overload to protect ram and cylinder damage
- WARNING: When extension tubes and/or offset attachments are used, the rated capacity is reduced by 50% for each tube or attachment connected
- Includes: Hand pump assembly with 6' hose; Ram assembly; Four extension tubes (27", 18", 10" 4-1/8"); Male connector; Wedge head; Serrated saddle; Flat base; Ram toe; Plunger toe; 2-3/4" Rubber head; 90 degree Combination head; Hydraulic spreader; and Blow molded case

Wt. 87.8 lbs.





9-51168 ■

A. Professional 40" Creeper

- Four 6" pneumatic rollers designed for easy rolling, even on gravel and grass
- 40" heavy-duty 1" steel tubular frame with skewed rails supports up to 1,000 lbs.
- Powder-coated for rust-resistant finish
- Measures 40"L x 25"W x 5"H

Wt. 26.0 lbs.



9-51143 ■

B. Professional Hydraulic Combination Creeper/Seat

- Hydraulic cylinder helps convert from creeper to seat with one hand, seat height 17"
- Fully padded seat with 9" x 11" back pad
- All 6 wheels stay on the ground in seated position for superior stability
- 3/4" steel tubular frame with rust-resistant powder-coat finish

Wt. 28.0 lbs.



9-51148 ■

C. Professional 44" 2-Up Creeper

- Creeper adjusts on both ends for comfort as a creeper or low-to-the-ground seat
- Back pad adjusts to 5 positions (up to 65°)
- 3/4" steel tubular frame supports up to 1,000 lbs.
- 6 oil resistant 2-1/2" rollers swivel 360°
- Fully padded with leatherette, including raised head rest
- Measures 44-1/4"L x 17"D x 5-3/4"H

Wt. 28.0 lbs.



9-51159 ■

D. 42" Convertible Creeper/Seat Combo

- 40" creeper converts quickly to a seat with a quick-releasing clip
- Headrest provides excellent back support in seat position, 7 x 10" back pad
- All 5 rollers stay on the ground in seat position for superior stability
- Powder-coated for rust-resistant finish
- Measures 40"L x 17"W x 6-1/2"H

Wt. 26.0 lbs.



9-51108 ■

E. High-Rise Mechanic's Seat

- Fully padded seat, wide bottom
- 3" swivel rollers
- Rust resistant powder coat paint
- Supports lower back
- Magnetic strip in storage tray
- Non-adjustable seat
- Measures: 23-3/4"H x 18-1/4"W x 16"D

Wt. 22.0 lbs.



9-51164 ■

F. Adjustable Mechanic's Seat

- Seat adjusts from 15-1/2" to 19-1/2" and swivels 360° by an adjustable handle lever
- Large 16" steel base for stability and doubles as a storage tray for small tools and parts
- 12" fully padded seat with heavy-duty vinyl
- Five 2-1/2" rollers swivel 360°

Wt. 14.0 lbs.

9-61828 ■

G. Hydraulic Work Stool

- Durable vinyl padded adjustable backrest and seat provide comfort and support
- Seat back adjusts from 10-1/2" to 12" for extra support
- Hydraulic cylinder can be used for seat height adjustment from 28-1/2" to 33"
- Slip resistant adjustable feet allow for leveling on uneven surfaces
- High-polished chrome finish

Wt. 17.3 lbs.



9-12612 ■

H. Fender Cover

- Heavy weight fender cover helps keep vehicle finishes free of grease and scratches
- Wipe-clean leather-grained vinyl is acid and grease resistant
- Full length sewn in ridge for resting tools and parts
- Measures 25"W x 35"D

Wt. 1.75 lbs.



34-93338 ■

I. LED Lighted Safety Glasses

- Powerful LEDs provide hands-free lighting
- Meets ANSI Z-87 safety standards
- Polycarbonate lenses, lightweight construction
- Wear with or without glasses
- Lights adjust to almost any angle
- Uses 3V lithium batteries (included) that last up to 50 hours

Wt. 0.17 lbs.



9-48437 ■

J. Professional Gel Lite™ Rocker Kneepads

- Designed for construction, carpet, tile flooring, concrete and warehousing
- Features a hard shell design for easy side-to-side movement
- Comfort-Split™ strap prevents bunching
- Made with real gel that does not compress over time
- Fastener type: hook and loop

Wt. 1.2 lbs.



9-48431 ■

K. Kneepads with Removable Cap

- Features a comfortable foam lining and a hard shell design for maximum protection
- Allows the knee to "rock" side-to-side for added comfort
- Removable hard shell cap allows for dual usage
- Fastener type: elastic strap

Wt. 0.7 lbs.

9-48434 ■

L. Non-Skid Kneepads

- For use with concrete, construction, HVAC, tile flooring and roofing
- Features a non-skid material for usage on multiple surfaces
- Flexible fold top provides comfort when standing
- Fastener type: rubber strap

Wt. 1.5 lbs.

Trade Tools


Flashlights & Worklights ■ Extension Cords



34-93675 ■

A. 3D Endurable™ 1 Watt LED Tool Light

- Requires 3 "D" size batteries
 - Color: silver
 - Construction material: stainless steel and rubber
 - Bulb type: LED
 - Water resistant
- Wt. 2.6 lbs.



34-93104 ■

B. 2D Extra Heavy Duty Tool Light

- Requires 2 "D" size batteries
 - Durable yellow ABS plastic body
 - Polycarbonate lens, Krypton bulb, spare bulb included
 - Water and shock resistant resin body
 - Batteries not included
- Wt. 0.5 lbs.



34-93660 ■

C. 2AA LED Flashlight

- Requires 2 "AA" size batteries
 - Assorted colors
 - LED 5mm bulb - never needs replacing
 - Magnifying lens focuses the LED into a spotlight beam
 - Water resistant aluminum construction
- Wt. 0.4 lbs.



34-73825 ■

D. 1000W Tripod Light

- Double head 1000 watt worklight with tripod
 - Quick release knob to remove or attach tripod
 - Four levels of light: 250, 500, 750, or 1000W
 - Includes two - 500W halogen bulbs
 - 12' cord
- Wt. 16.17 lbs.



34-73945 ■

E. LED Worklight with 30 ft. Retractable Reel

- Features 50 light elements that emit a bright, white light
 - Retractable reel with steel enclosure that houses a 30' - 16 gauge 3-wire cord
 - Convenience outlet built into bottom of handle allows use of additional power tools (12 amps)
 - Top-hanging hook adjusts to direct light where you need it, folds away when not needed
 - Power "on" indicator light
 - Magnetic mount and reel includes hardware for ceiling or wall mounting
- Wt. 9.5 lbs.



34-73895 ■

F. AC Worklight with 20 LEDs

- 20 Bright LEDs in a rotating work light head
 - LEDs bulbs have 10,000 hour lifetime
 - 15' Cord with tool tap in handle rated at 12.8 Amps
 - Magnet and two hanging hooks
- Wt. 2.5 lbs.



9-28103 ■

G. Professional 20V Lithium Ion LED Worklight

- Up to 30 hours of run-time on a full charge
 - Multiple bulb settings use 3, 6 or 9 LED lights
 - Dual articulating head (90 degrees) and handle (130 degrees) for convenient placement
 - Battery 9-25708 not included
- Wt. 0.8 lbs.

34-73893 ■

H. Professional Fluorescent Worklight

- 15', 16 gauge, 3 wire cord
 - Halogen spot light on the end, and 13 watt bulb on the shaft
 - Grounded outlet and transformer in the handle
 - Clip on magnet and two swivel hanging hooks
 - UL listed
 - Replacement bulbs: 34-98172
- Wt. 2.8 lbs.



34-83893 ■

I. Fluorescent Worklight

- 25', 16 gauge, 3-wire cord
 - Two fluorescent 13-watt bulbs
 - Grounded outlet and built in transformer in the handle
 - Two hanging hooks and detachable magnet
 - Replacement bulb: 34-98172
- Wt. 3.55 lbs.



34-73853 ■

J. Magnetic Base Project Worklight

- Flexible gooseneck with 350° rotation
 - 6 non-scratch, non-slip magnets allow the base of the unit to be attached to a variety of surfaces
 - Base features (2) 10 Amp circuit breaker protected outlets and push button 12-Amp resettable fuse
 - (2) 13 Watt fluorescent bulbs powered by an energy efficient electronic ballast, 0° start temperature
 - 12' long cord
 - Replacement bulb: 9-11212
- Wt. 6.22 lbs.

K. Replacement Bulbs ■

- For Craftsman flashlights

Catalog #	Fits Lights	Wt. lbs.
34-93840	34-93104	0.1
34-93861	34-93660	
	34-93661	0.1
34-77744	34-73917	
	34-83893	
	34-73893	0.1
9-11212	34-73853	0.1

*Bulbs not Craftsman branded



34-83899 ■

L. 40' Extension Cord with Reel

- Triple tap power outlet cord with reel
 - 40' heavy duty 12 gauge, 3 wire cord
 - Three grounded outlets and circuit breaker shut offs
 - Cord automatically retracts
 - Max electric power rating is 1875 watts, 15 Amp and 125 Volts
 - Mounting hardware included
- Wt. 12.75 lbs.

34-83928 ■

M. 30' Extension Cord with Reel

- 30' heavy-duty 16 gauge, 3 wire power cord
 - Three grounded outlets
 - Retracts cord automatically
 - Cord is rated at 10 amp max and 1625 watts
 - Mounting hardware included
- Wt. 8.4 lbs.



9-17761 ■

A. 16 Gallon Wet/Dry Vac, 6.0 Peak HP

- 16 Gallon capacity tank
- 11.0 Amp, 6.0 peak HP motor
- 7' x 2-1/2" Pos-I-Lock™ hose
- 20' cord
- Blowing Port with 170 mph capacity
- Included accessories: two extension wands, car, utility, and squeegee nozzles, standard filter
- Available filters: 9-17912 - HEPA filter; 9-17816 - Standard filter; 9-17907 Fine Dust

Wt. 27.0 lbs.

9-17765 ■

B. 12 Gallon Wet/Dry Vac, 5.0 Peak HP

- 12 Gallon capacity tank
- 10.5 Amp, 5.0 peak HP motor
- 7' x 2-1/2" Pos-I-Lock™ hose
- 20' power cord
- Tank drain port
- Blowing port with 160 mph capacity
- Included accessories: two extension wands, utility, car, and wet nozzles, standard filter
- Available filters: 9-17912 - HEPA filter; 9-17816 - Standard filter; 9-17907 Fine Dust

Wt 27.0 lbs.



9-17742 ■

C. 9 Gallon Wet/Dry Vac, 4.0 Peak HP

- 9 Gallon capacity tank
- 9.0 Amp, 4.0 peak HP motor
- 7' x 2-1/2" Pos-I-Lock™ hose
- 10' power cord
- Blowing port with 140 mph capacity
- Tank drain port
- UL listed
- Included accessories: two extension wands, utility and wet nozzles, and standard filter
- Available filters: 9-17912 - HEPA filter; 9-17816 - Standard filter; 9-17907 Fine Dust

Wt. 18.0 lbs.

9-17741 ■

D. 6 Gallon Wet/Dry Vac, 3.0 Peak HP

- 6 Gallon capacity tank
- 7.3 Amp, 3.0 peak HP motor
- 7' x 2-1/2" Pos-I-Lock™ hose
- 10' power cord
- Blowing port with 130 mph blowing capacity
- Included accessories: two extension wands, utility nozzle, and standard filter
- Available filters: 9-17912 - HEPA filter; 9-17816 - Standard filter; 9-17907 Fine Dust

Wt. 16.0 lbs.



9-17776 ■

E. 4 Gallon Wet/Dry Vac, 5.0 Peak HP

- 4 Gallon capacity tank
- 9.0 Amp, 5.0 peak HP motor
- 7' x 1-1/4" Pos-I-Lock™ hose
- Lightweight and portable with 20' power cord
- Two front casters and two large rear wheels
- Included accessories: two extension wands, crevice tool, utility and car nozzles and standard filter
- Available filters: 9-16950 - HEPA filter; 9-17810 - Standard filter

Wt. 17.0 lbs.



9-17713 ■

F. 2 Gallon Wet/Dry Vac, Portable Tank Style, 1.5 Peak HP

- 2 Gallon capacity tank
- 4.0 Amp, 1.5 peak HP motor
- 4' x 1-1/4" hose
- Doubles as a blower
- Included accessories: utility nozzle, car nozzle, dusting brush
- Available filters: 9-16949 - Standard filter

Wt. 7.0 lbs.

**G. Wet/Dry Vac Reusable HEPA Filters ■**

- 99.97% efficient at removing particles as small as 0.3 microns
- Washable and reusable

Catalog #	Fits Current Vacuums:	Fits Older Vacuums:	Wt. lbs.
9-16950	9-17776	9-17757	0.5
9-17842		9-17050, 9-17924, 9-17051	1.7
9-17912	9-17784, 9-17761, 9-17066, 9-17741, 9-17742, 9-17765, 9-17762	6 gallon manufactured since 1992; 8, 9, 12, 16, 20, 32 gallon since 1988. Does not fit 9-17920, 9-17921, 9-17922, 9-17932, 9-17935, 9-17937.	1.0

H. Wet/Dry Vac Reusable Pleated Paper Filters ■

- Ten times the surface area of standard foam filters found in other vacs
- Washable and reusable



Catalog #	Fits Current Vacuums:	Fits Older Vacuums:	Wt. lbs.
9-17804		9-1782, 9-1786, 9-1796, 9-1797, 9-1798, 9-17988, 9-17877, 9-17992, 9-17993, 9-17995, 9-17967, 9-17904	2.0
9-17809		9-1788, 9-1793, 9-17802, 9-17855, 9-17885, 9-17931, 9-17851, 9-1787, 9-17871	1.4
9-17810	9-17776	9-17912, 9-17913, 9-17940, 9-17941, 9-17950, 9-17958, 9-17743, 9-17757, 9-17730	0.6
9-17812		9-17908, 9-1781, 9-17979, 9-17984, 9-17986, 9-17719, 9-1778, 9-1780, 9-17845, 9-17911, 9-17983	0.7
9-17816	9-17784, 9-17761, 9-17066, 9-17741, 9-17742, 9-17765, 9-17762	6 gallon manufactured since 1992; 8, 12, 16, 32 gallons since 1988 and 9-17923, 9-17932, 9-17935, 9-17937; Does not fit 9-17920, 9-17921, 9-17922.	1.0
9-17884		9-17923, 9-17922, 9-17937, 9-17935, 9-17920, 9-17921, 9-17929	1.0
9-17909		9-17775	1.0



9-16949 ■

I. Wet/Dry Vac Replacement Filter for 2 Gallon Vac (3 Pack)

- Fits current vacuum 9-17713
- Fits older vacuum 9-17711; 9-17716

Wt. 0.6 lbs.

9-16932 ■

J. 10' Extra Durable Hose

- 10' hose, two vinyl cuffs, two locking adapters, two friction fit adapters, and one 1-7/8" adapter
- Four times more durable than standard Craftsman® hose
- Durable positive locking hose
- Hose is flexible and withstands collapsing
- Fits all except 9-17016, 9-17017, 9-17020

Wt. 4.0 lbs.

Trade Tools

Wet/Dry Vac Accessories



A. Pos-I-Lock™ Replacement Hoses

- 2-1/2" replacement hose
- Pos-I-Lock™ hose swivels 360° and snaps into vacuuming port so it won't pull loose
- Includes double swivel hose and interlocking hose end
- Fits vacs with locking port or adapter

Catalog #	Diameter	Length	Wt. lbs.
9-16928	2-1/2"	7'	3.0
9-17800	2-1/2"	13-1/2'	4.5
9-17814	2-1/2"	20'	6.5

B. Wet/Dry Vac Plastic Hoses

- Replacement hose
- Plastic construction

Catalog #	Diameter	Length	Wt. lbs.
9-17866	1-1/4"	6'	1.3
9-17829	2-1/2"	13-1/2'	4.5
9-17821	2-1/2"	20'	6.0



C. Wet/Dry Vac Handle Extensions

- Extension wands
- For use with Craftsman® wet/dry vac hoses

Catalog #	Diameter	Wt. lbs.
9-17849	1-1/4"	0.3
9-17854	2-1/2"	0.6



9-16978

D. Wet/Dry Vac Car Nozzle

- 2-1/2" connection diameter
- Heavy-duty plastic construction
- Fits vacs with 2-1/2" diameter hose

Wt. 0.5 lbs.



E. Wet/Dry Vac Nozzles

- 2-1/2" connection diameter
- Heavy-duty plastic construction
- Fits vacs with 2-1/2" diameter hose

Catalog #	Diameter	Type	Wt. lbs.
9-16925	2-1/2"	Dry	0.8
9-17817	2-1/2"	Wet	0.9



F. Wet/Dry Vac Crevice Tool

- Heavy-duty plastic construction

Catalog #	Diameter	Wt. lbs.
9-17863	1-1/4"	0.2
9-16902	2-1/2"	0.5



G. Wet/Dry Vac Dusting Brush

- Heavy-duty plastic construction

Catalog #	Diameter	Wt. lbs.
9-17862	1-1/4"	0.3
9-16901	2-1/2"	0.5



9-16952

H. Wet/Dry Vac Pump-Out Accessory

- Attaches to any Craftsman® wet/dry vac with a drain (except: 9-17904, 9-17934, 9-17050)
- Pumps ten gallons per minute
- Pumps up to 40' high
- Can be used with a standard 58" garden hose

Wt. 4.0 lbs.

Power/Air Tools



Craftsman Professional Lithium-Ion Power Tools

9-26325

Professional 20V Lithium-Ion 3-Tool Combo Kit



Heavy duty contractor utility bag

SmartCharger™ charging system with diagnostic check communicates with each individual battery cell to power the battery within 50 minutes

Two 20V Lithium-Ion DieHard batteries featuring SmartChip™ technology that maximizes the efficiency and life of the battery

Battery's power bar features 4 integrated LED lights

CRAFTSMAN®

PROFESSIONAL

Craftsman Professional Lithium-Ion Power Tools



9-29015
Professional 20V Lithium-Ion
1/2" Hammer Drill/Driver



9-26302
Professional 20V Lithium-Ion
Drill/Driver



9-28128
Professional 20V
Lithium-Ion 1/4" Impact Driver



9-26314
Professional 20V Lithium-Ion
Variable Speed Orbital
Reciprocating Saw



9-28127
Professional 20V
Lithium-Ion Variable
Speed Orbital Sabre Saw



9-28102
Professional 20V Lithium-Ion
Circular Saw with LaserTrac™

“Tools for All of Your Professional Needs”



Power / Air Tools

Cordless Drills ■ Cordless Reciprocating Saws ■ Cordless Combo Kits



9-29015 ■ A. Professional 20V Lithium-Ion 1/2" Hammer Drill/Driver

- 1/2" keyless chuck
 - 20 Volt
 - Variable-speed
 - 24-Position adjustable torque clutch
 - 0-410 in./lbs. torque
 - Includes: two batteries, charger, bag
 - Battery: 9-25708, Charger: 9-25709
- Wt. 12.0 lbs.

9-28169 ■ B. Professional 20V Lithium-Ion 1/2" Drill/Driver

- 1/2" single sleeve keyless Chuck
 - 20 Volt
 - Variable speed, reversible
 - 24-Position adjustable torque clutch
 - 0-500 in./lbs. torque
 - 0-350/ 0-1300 RPM
 - Includes: 2 batteries with four LED indicator lights, charger, case
 - Battery: 9-25708, Charger: 9-25709
- Wt. 5.5 lbs.



9-26302 ■ C. Professional 20V Lithium-Ion Drill/Driver

- 1/2" ratcheting keyless Chuck
 - 20 Volt
 - Variable speed
 - 24-Position adjustable torque clutch
 - 0-500 in./lbs. torque
 - 0-350/ 0-1300 RPM
 - Battery: 9-25708, Charger: 9-25709 not included
- Wt. 5.5 lbs.



9-29010 ■ D. Professional 16V Lithium-Ion 1/2" Drill/Driver

- 1/2" keyless Chuck
 - 16 Volt
 - Two-speed all-metal gear box
 - 24-Position adjustable torque clutch
 - 0-420 in./lbs. torque
 - Built-in LED worklight and electric brake
 - Comes with two batteries, 50-minute universal charger, double-end bit and heavy-duty contractor utility bag
- Wt. 10.1 lbs.

9-29019 ■ E. Professional 12V Lithium-Ion 1/2" Drill/Driver

- 12 Volt
 - Two-speed all-metal gear box
 - 24-Position clutch
 - 0-370 in./lbs. torque
 - Built-in LED worklight and electric brake
 - Comes with two batteries, 50-minute universal charger, double-end bit and heavy-duty contractor utility bag
- Wt. 9.9 lbs.



9-11539 ■ F. 14.4V Cordless Drill

- 3/8" keyless chuck
 - 14.4 Volt
 - Variable speed, reversible
 - 0-400/ 0-1400 RPM
 - Auto spindle lock
 - 24-Position adjustable torque clutch
 - Braking switch
 - Two DieHard batteries
 - Includes: two bubble levels (top & rear), charger, case
 - Battery: 9-11044, Charger: 9-11041
- Wt. 11.73 lbs.



9-28128 ■ G. Professional 20V Lithium-Ion 1/4" Impact Driver

- 1/4" quick change keyless Chuck
 - 20 Volt, 2.2 Amps
 - Variable speed
 - 0-1200 in./lbs. torque
 - 0-3200 BPM
 - Electric brake
 - Battery: 9-25708, Charger: 9-25709 not included
- Wt. 8.5 lbs.

9-26825 ■ H. 18V Cordless Impact Wrench

- 1/2" square drive
 - 18.0 Volts
 - 2,400 Impacts per minute, 1,950 RMP free speed
 - Max Torque: 210 ft./lbs
 - Includes: one battery, charger, and blow mold case
 - Battery: 9-11034, Charger: 9-11040
- Wt. 12.3 lbs.

9-11546 ■ I. 14.4V Cordless Impact Driver

- 1/4" Chuck
 - 14.4 Volt
 - Single-speed, reversible
 - 0-2500 RPM
 - LED Worklight
 - Brake
 - Includes: Two bits, 1/4" Bit holder, 1/4" Socket adapter, 1-Hour universal charger, two DieHard batteries
 - Battery: 9-11044, Charger: 9-11041
- Wt. 10.2 lbs.



9-26314 ■ J. Professional 20V Lithium-Ion Variable Speed Orbital Reciprocating Saw

- 20 Volt
 - Variable speed, 0-2,500 SPM
 - 1-3/16" blade stroke
 - Built in LED light
 - Tool-less blade change
 - 3 orbital blade speeds: smooth, medium or fast
 - Ergonomic "barrel" and "D" grip handles with soft grip, provide proper balance and a secure grip
 - Multi-positional steel shoe features 4 tool-less blade depth adjustments
 - Battery: 9-25708, Charger: 9-25709 not included
- Wt. 7.3 lbs.

9-11579 ■ K. 19.2V C3 Reciprocal Saw Cordless Reciprocating Saws

- 19.2 Volt
 - Variable speed, 0-3,100 SPM
 - 1/2" blade shank
 - 7/8" blade stroke
 - Built in LED light
 - Tool-less blade change
 - Includes: two blades, wrench
 - Battery: 9-11375, Charger: 9-11041 not included
- Wt. 12.96 lbs.



9-26325 ■ L. Professional 20V Lithium-Ion 3-Tool Combo Kit

- 20 Volt, all tools
 - Set includes:
 - 1/2" keyless chuck drill/driver
 - 7-1/4" circular saw
 - LED Worklight
 - Two 20V Lithium Ion DieHard batteries
 - One SmartCharger™
 - Utility bag
 - Battery: 9-25708, Charger: 9-25709
- Wt. 27.3 lbs.



9-11499 ■ M. 6 Pc. 19.2V C3 Cordless Combo Kit

- 19.2 Volt, all tools
 - Set includes:
 - 1/2" keyless chuck drill/driver
 - 3/8" keyless chuck right angle drill
 - 5-1/2" trim saw with laser
 - Variable speed reciprocating saw
 - Variable speed jig saw
 - Fluorescent light
 - Three DieHard batteries
 - One universal charger
 - Two AAA batteries for circular saw laser
 - Battery: 9-11375, Charger: 9-11041
- Wt. 60.8 lbs.



Cordless Tool Accessories

Batteries

Catalog #	Description	Fits Cordless Tools	Wt. lbs.
A. 9-25708 	Professional 20V Lithium Ion Battery	9-29015, 9-28169, 9-26302, 9-28128, 9-26314, 9-26325, 9-28103, 9-28102, 9-17199, 9-28127	1.6
B. 9-11375	19.2V C3 DieHard Battery	9-11497, 9-11496, 9-11498, 9-11499, 9-11579	2.32
C. 9-11034 	Professional 18V DieHard Battery	9-27086, 9-27085, 9-26825	2.08
D. 9-11033 	Professional 14.4V DieHard Battery	9-27084	2.08
E. 9-11044	14.4V DieHard Battery	9-11545, 9-11546, 9-11539	1.83
F. 9-11031	12V DieHard Battery	9-27083	1.83

Chargers

Catalog #	Description	Fits Cordless Tools	Wt. lbs.
G. 9-25709 	Professional 20V Lithium Ion Cordless Battery Charger	9-29015, 9-28169, 9-26302, 9-28128, 9-26314, 9-26325, 9-28103, 9-28102, 9-17199, 9-28127	1.7
H. 9-11040	9.6 - 24V Battery Charger	9-26825, 9-27083, 9-27084, 9-27085, 9-27086	1.6
I. 9-11041	Universal Charger - NiCad only	9-11545, 9-11546, 9-11539, 9-11579, 9-11497, 9-11496, 9-11498, 9-11499	1.6



9-26252 ■

J. Professional 3/8" Chuck Drill with Laser

- 3/8" keyless chuck
- 6.0 Amp variable speed motor, spindle lock, single sleeve keyless chuck
- 0-2,500 RPM variable speed motor
- 100% ball bearings.
- Top and side lasers, 4 levels (top, rear, both sides), live tool indicator

Wt. 6.68 lbs.

9-27161 ■

K. Professional 1/2" Variable Speed Drill

- 1/2" single sleeve keyless chuck
- 7.5 Amp
- 0-850 Variable speed motor
- Built in level, live tool indicator
- Includes: rear handle, case

Wt. 9.7 lbs.



9-26567 ■

L. Professional 1/2" Chuck Hammerdrill

- 1/2" single sleeve keyless chuck
- 7.5 Amp
- 0-1,900/0-46,000 BPM, 0-1,000/0-2,700 RPM
- Built in bubble level
- Spindle lock
- Drill-hammer selector, live tool indicator
- 10' cord

Wt. 10.1 lbs.

9-27996 ■

M. Professional 3/8" Chuck Mini Right Angle Drill

- 3/8" chuck
- 3.2 Amp, 120 Volts
- 0-1500 RPM
- 10-1/4" long
- Blow mold case

Wt. 3.5 lbs.



9-27299 ■

N. 1/2" Chuck Square Drive Impact Wrench

- 1/2" Square drive with ball retention
- 7.5 Amp motor
- 1200 RPM/ 2100 IMP
- 250-300 ft. lbs. torque
- Ball and sleeve bearings
- Live tool indicator in handle
- Includes: case

Wt. 11.4 lbs.

9-26819 ■

O. Professional 4" x 24" Belt Sander

- 11.0 Amps
- 4" x 24" belt size
- Dust collection port
- 800-1300 SFPM
- Belt release lever
- Includes: dust bag, one replacement belt

Wt. 13.9 lbs.

9-27673 ■

P. Professional 5" Variable Speed Random Orbit Sander

- 3.0 Amp
- 7,000 -12,000 orbits/minute
- 5" orbit diameter
- Dust collection system with bag, adapts to 1-1/4" or 2-1/2" diameter vacuum hose
- 5" diameter paper

Wt. 4.2 lbs.



9-11217 ■

Q. 5" Palm Grip Random Orbit Sander

- 2.4 Amps with 13,000 OPM
- 5" diameter pad on sander
- Spin control feature
- Dust collection system
- 8' cord, can connect to a 1-1/4" vac hose

Wt. 4.0 lbs.



9-27670 ■

R. Professional 1/4" Sheet Pad Sander

- 2.4 Amp
- 14,000 orbits/min
- 1/16" orbit diameter
- Dust collection system, adapts to 1-1/4" or 2-1/2" diameter vacuum hose
- Uses 1/4" sheet paper

Wt. 4.0 lbs.

9-11177 ■

S. 1/4" Sheet Pad Sander with Dust Collection

- 2.0 Amps with 14,000 OPM
- 1/4" sheet design provides 17+ sq. in. of sanding surface
- Palm grip handle and orbital motion sanding
- 8' cord
- Can connect to a 1-1/4" vac hose

Wt. 2.0 lbs.

Power / Air Tools

Heat Guns ■ Circular Saws ■ Cutting Tools ■ Routers & Grinders



9-27801 ■ **A. Professional Heat Gun**

- Temperature range 120° to 1050° F
- LED temperature display
- Variable heat dial

Wt. 2.5 lbs.



9-61050 ■ **B. Electric Security Engraver Kit**

- Carbide tip adjusts for glass, wood, copper, brass or plastic
- Plastic template for letters

Wt. 1.0 lbs.



9-17199 ■ **C. Professional 20V Lithium-Ion 7-1/4\"**

- Electric blade brake
- 7-1/4" blade
- 50° bevel capacity
- Includes: 2 batteries, charger, utility bag, blade

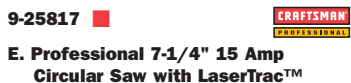
Wt. 9.0 lbs.



9-28102 ■ **D. Professional 20V Lithium-Ion Circular Saw with LaserTrac™**

- Electric blade brake
- "On-Demand" battery powered LaserTrac™ laser provides a red guideline from start to finish
- 7-1/4" blade
- 50° bevel capacity
- Battery: 9-25708 not included

Wt. 9.46 lbs.



9-25817 ■ **E. Professional 7-1/4\"**

- LaserTrac™ laser guide
- 15 Amp, 5,200 RPM
- 7-1/4" blade
- 2-3/8" cutting capacity, integrated dust chute
- 0 - 56° bevel capacity, positive lock on 45° bevel
- Includes: laser enhancing safety glasses, 24T carbide tip blade, rip fence, motor brushes, blade wrench, case
- Tool weight 9.25 lbs.

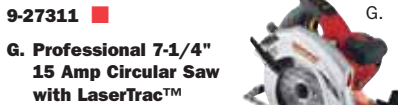
Wt. 19.5 lbs.



9-28191 ■ **F. Professional 5-1/2\"**

- 8.0 Amp
- 4,000 RPM
- Left side blade
- 48° bevel capacity
- Includes: case, 10' power cord, edge guide, laser enhancing safety glasses, blade and blade wrench

Wt. 8.5 lbs.



9-27311 ■ **G. Professional 7-1/4\"**

- LaserTrac™ laser guide with on-demand laser switch
- 15 Amp
- 5,200 RPM
- 7-1/4" blade
- 0 - 56° bevel capacity
- Up to 2-3/8" cutting capacity
- 10' power cord
- Includes: laser enhancing safety glasses, carbide tip blade, blade wrench, edge guide, and case

Wt. 19.13 lbs.



9-28195 ■ **H. Professional 7-1/4\"**

- 7-1/4" blade
- 15.0 Amps
- 4,400 RPM
- 0 - 51° bevel capacity, positive stop at 45°
- Includes: blade and edge guide

Wt. 12.19 lbs.



9-25290 ■ **I. Professional Reciprocal Saw**

- 12 Amp
- 0 - 2,700 SPM no-load speed
- 1-1/4" stroke length
- Adjustable front shoe
- Tool-less blade change
- Includes: 3-blade assortment, case

Wt. 14.0 lbs.



9-26561 ■ **J. Professional All-In-One Cutting Tool Kit**

- 5.5 Amp motor
- 15,000 - 30,000 RPM variable speed dial
- Built in light
- Four attachments: circle cutter (3-1/2" to 12"), jigsaw handle, flex shaft attachment with twelve accessories, right angle attachment with two masonry and one metal wheels and four bits
- Includes: canvas case/storage bag

Wt. 9.9 lbs.



9-27245 ■ **K. Professional Jig Saw with LaserTrac™**

- LaserTrac™ laser guide with on-demand laser switch
- Detachable top handle
- Built in LED light to light work surface
- 5.0 Amp, 800 - 3,000 Variable speed
- 1516" stroke length, 516" blade stroke
- Five orbital blade positions with 360° scrolling action
- Tool-less blade change (accepts both U and T shank blades)
- Oversized cast aluminum dual 45° beveling table
- Includes: laser enhancing safety glasses, rip fence, (2) T Shank blades, alan wrench, and case

Wt. 11.65 lbs.



9-28127 ■ **L. Professional 20V Lithium-Ion Variable Speed Orbital Sabre Saw**

- 20 Volts, 2.2 Amps
- Variable speed, 0-2,200 SPM
- 1" stroke length, 8" blade length
- 0-45° left/right blade bevel range
- Battery: 9-25708 not included

Wt. 5.6 lbs.



9-28190 ■ **M. Professional 12.5 Amp 2-1/4 HP Fixed Base Router**

- 12.5 Amps, 2.25 HP
- Variable Speed
- 12,000 - 25,000 RPM
- 1/4" and 1/2" collets
- 1/64" micro depth adjustments with rapid bypass button
- Built in worklight, spindle lock

Wt. 13.0 lbs.



9-28084 ■ **N. Professional 12.5 Amp Fixed and Plunge D-Handle Combination Router**

- 12.5 Amp
- 2-1/4 HP
- 12,000-25,000 RPM, electronic variable speed
- 1/4" and 1/2" collet capacity
- 2-3/16" plunge depth
- Soft-start
- Includes: over adjustment wrench, case

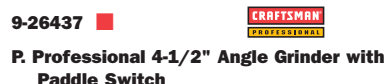
Wt. 14.2 lbs.



9-26438 ■ **O. Professional 7" Grinder**

- 13 Amp
- 8,000 RPM motor
- 7" grinding wheels
- Two position rubber side handle
- Paddle switch
- Includes: (1) 7" grinding wheel, wrench, guard and side handle

Wt. 11.6 lbs.



9-26437 ■ **P. Professional 4-1/2\"**

- 7.5 Amp
- 11,000 RPM motor
- 4-1/2" grinding wheels
- Paddle switch with lock-on button
- Three position removable side handle
- AC/DC capacity works off welding machines and generators
- Includes: (1) 4-1/2" grinding wheel, wrench, guard, backing flange, clamp nut and side handle

Wt. 6.2 lbs.

9-21235 ■



A. Professional 12" Miter Saw with LaserTrac™

- 12" dual bevel compound miter saw with LaserTrac™ laser
 - 15 Amp all ball-bearing motor
 - 4,000 RPM
 - 0.625" arbor
 - 2-1/2" dust port
 - 2" x 4" bevel capacity
 - 2" x 6" miter capacity
 - 2" x 8", 4" x 4" cross cut capacity
 - Includes: extra long extension bars, throat plate and stop, 40-tooth carbide-tipped blade, dust bag, quick release clamps
- Wt. 49.56 lbs.



9-21206 ■



B. Professional 12" Compound Sliding Miter Saw with LaserTrac™

- 12" Sliding compound miter saw with LaserTrac™ laser
 - 15 Amp, 3 HP motor
 - 5/8" arbor size
 - Dual bevel 48° left and right
 - 3-position miter handle locks at 0°, 45° L and 45° R
 - Includes: 12" Carbide-tipped blade, telescoping extension wings and stop block
 - Dust port
- Wt. 79.2 lbs.



9-21289 ■

C. 14" Abrasive Chop Saw with LaserTrac™

- 15 Amp motor
 - Precision hardened gear assembly
 - Sturdy metal guard with retractable lower guard
 - Cast iron base
 - Quick-release vice swivels to 45° for angle cuts
 - 14" metal cutting abrasive blade
 - Includes: blade
- Wt. 125.7 lbs.



9-22293 ■

D. Multi-Action Work Support

- Single roller stand, support stand, and multi directional all in one
 - Supports up to 200 lbs
 - Extends up to 43-1/2" high
 - Gauge steel frame
 - Ball bearings in all rollers
- Wt. 24.7 lbs.



F9-22802 ■



E. Professional 12" 3 HP Table Saw with Right Tilt Arbor

F9-22803 ■

F. Professional 12" 3 HP Table Saw with Left Tilt Arbor

- 6 max HP, 230V single phase 3,450 RPM motor
 - 12" blade capacity (not included), 1" and 5/8" blade arbor, and 5/8" dado arbor
 - Depth of cut 4" at 90°, 2-3/4" at 45°
 - Max cut right of blade: 50", max cut left of blade: 10-1/4"
 - 81" x 30" worksurface with extensions, 48" x 30" cast iron table
 - 12-3/4" distance in front of the blade
 - Includes: two support legs, rip fence assembly, miter gauge
- Wt. 720.0 lbs.

F9-22804 ■



G. Professional 10" 3 HP Table Saw with Right Tilt Arbor

F9-22805 ■

H. Professional 10" 3 HP Table Saw with Left Tilt Arbor

- 6 max HP, 230V single phase 3,450 RPM motor
 - 10" blade capacity (not included), 5/8" blade arbor, and 5/8" dado arbor
 - Depth of cut 3" at 90°, 2-1/8" at 45°
 - Max cut right of blade: 50", max cut left of blade: 9-1/8"
 - 76" x 27" worksurface with extensions, 37" x 27" cast iron table
 - 12" distance in front of the blade
 - 4" exhaust port
 - Includes: two support legs, rip fence assembly, miter gauge
- Wt. 540.0 lbs.



9-22124 ■

I. Professional 10" Table Saw

- 1-3/4 HP, 120/240V induction motor
 - 12" cast iron extension wings
 - 30" right, 18" left cutting capacities
 - Built-in 4" dust collection port
 - Fully enclosed cabinet style stand, 12" table board
 - Includes: miter gauge, 40T blade, clamp, and crosscut extensions
- Wt. 378.0 lbs.

9-21829 ■

J. Professional 10" Portable Table Saw

- 15 Amp motor
 - Sliding miter table with oversized miter fence and built in miter gauge
 - Built in router table and mounting kit, large 8" wheels
 - Onboard storage for cord, blades, rip fence, miter gauge and sliding miter table
 - 2-1/2" dust port with vacuum hook-up
 - Includes: 10" 36 tooth carbide blade, sliding front and rear rails
- Wt. 125.7 lbs.



9-22401 ■



K. Professional 14" Wood Cutting Band Saw

- Steel frame construction
- Upper and lower micro adjustable blade bearing guides
- Blade tension and tracking window
- Built in light, blade tension gauge, and 9 spoke cast iron wheels



Blade to column	13-5/8"
Max. cut thickness	8"
Table size	20-3/8" x 15-3/4"
Blade width	1/8" - 3/4"
Blade length: max.	99-3/4"
Speed (FPM)	1620, 3340
Motor	1HP
Tilt	Up to 45°
Volt	120/240
Amps	11/5.5
Wt. lbs.	229.0

F9-21431 ■

L. Professional 15" Industrial Metal Cutting Band Saw



- 1-1/2 HP motor with industrial rated speed reducer
- Cast iron table

Blade to column	15"
Max. cut thickness	10"
Table size	21-1/2" x 23-1/2"
Blade width	1/8" - 3/4"
Speed (RPM)	80 - 350
Motor	1-1/2 HP
Tilt	15° left/right
Volt	115/230
Wt. lbs.	630.0

F9-22450 ■



M. Professional 1-1/2 HP Wood & Metal Cutting Band Saw

- Solid cast iron table
- Includes rip fence and miter gauge
- Includes: 1 metal cutting blade, 1 wood cutting blade, rip fence, miter gauge



Wheel diameter	18"
Blade to column	17-1/2"
Max. cut thickness	12"
Table size	19" x 18"
Blade width	3/16" - 1"
Blade length: min.	135"
Blade length: max.	137"
Speed (FPM)	80, 150, 220, 3000
Motor	1-1/2 HP, 1725 RPM
Tilt	Up to 45°
Volt	115/230
Wt. lbs.	280.0

Power / Air Tools


Band and Radial Arm Saws ■ Disc Sanders and Grinders

9-29365 ■



A. Professional 3 Pc. Band Saw Blade Set

- 99-3/4" band saw blade assortment
- For 9-22401
- 1/4" wide x 6T (general purpose scrolling), 3/8" wide x 4T (mild contour scrolling), 1/2" x 3T (resawing stock)
- For cutting hard/soft wood, plastic, and non-ferrous metal



F9-22612 ■



B. Professional 7" Wet/Dry Metal Cutting Saw

- 4" x 8" Quick-Action vise opens to 12-1/2"; 45° capacity
- Hydraulic down/feed with automatic "off"
- 2.25 gallon coolant reservoir, coolant pump - 2 gallons per minute
- Includes wet cut accessories: submersible pump, hose, nozzle, on/off valve, and Tubing

Speed (FPM)	Blade Length	Blade Width	Motor	Volt	RPM
125, 215, 270	93"	3/4"	1HP	110	1725

Tilt	Cuts at 90°	Cuts at 45°	Wt. lbs.
up to 90°	7" rounds 2" x 12" rectangular	4" x 6" rectangular	330.0



9-22010 ■

C. Professional 10" Radial Arm Saw with LaserTrac™

- Laser Trac™ technology designed to assist in aligning the blade to the work piece
- 1.5 HP (3-HP maximum) induction motor
- Control Cut™ trigger actuated, variable speed, feed rate control mechanism ensures accuracy and controls rate of cut
- Sturdy 27" x 44" MDF work surface, rugged stamped steel stand with support stringers and non-skid adjustable feet
- Automatic blade brake stops blade in seconds
- Includes: 10" 40T carbide blade

Wt. 204.0 lbs.



F9-22606 ■

D. Professional 6" x 48" Belt/12" Disc Sander

- 1-1/2 HP, 115V single phase motor, 3450 RPM
- 6" x 48" abrasive belt operates vertically and horizontally, 12" disc
- Belt speed 1570 FPM, disc speed 2,000 RPM
- Cast iron platen with graphite pad for heavy duty use
- 6" x 10" cast iron belt table, tilts up to 45°
- 8-38" x 16" Cast iron disc table with miter gauge slot
- 4" dust collection port
- Includes: enclosed steel cabinet, miter gauge, on/off locking rocker switch

Wt. 214.0 lbs.

F9-21757 ■



E. 6" x 9" Belt and Disc Sander

- 6" x 48" abrasive belt operates vertically or horizontally, over 100 square inches of work surface
- 7" x 10" universal cast iron table works for belt or disc operations
- Table tilts to 45 degrees
- Belt speed: 2400 FPM, 3100 RPM
- 3/4 HP continuous duty motor operates on 120V AC
- Built in dust collector helps remove dust particles from reaching air
- Thumbwheel for tracking
- Includes: miter gauge, dust collection bag, locking paddle switch

Wt. 105.0 lbs.



9-21743 ■

F. Professional Heavy-Duty 13" Thickness Planer

- 8,000 RPM, 16,000 cuts per minute, 115V, 15 Amp universal motor
- 13" Max width, 1/8" to 6" Max thickness, minimum 15" long
- 332" Max depth of cut, 24 FPM feed rate
- Power elevation raises and lowers the cutter head
- Includes: adjustment tools, folding infeed/outfeed extension tables, two extension support rollers, built in dust collector

Wt. 99.0 lbs.

9-29459 ■

G. Replacement Blades for Planer

- Package of two, double edge reversible blades
- For 9-21743 only

Wt. 0.9 lb.



9-65796 ■

H. 30-1/4" Adjustable Clamping Table

- Adjusts from 28" x 43" - 30-1/4" x 20-1/4" large work surface
- Tilts 90°
- 3/4" laminated tabletop
- Heavy-gauge steel frame and tool holder

Wt. 45.0 lbs



F9-21196 ■

I. Professional 12" Industrial Bench Grinder with Stand

- 12" abrasive wheels with a 1-1/4" face
- 2 HP, 230/460-VAC motor
- 1,800 RPM
- Cast iron base and end shields, eye shields and wheel guards for heavy-duty use
- Includes cast iron/steel stand

Wt. 310.0 lbs.

9-22060 ■



J. Professional 10" Bench Grinder

- 10" x 1" wheel diameter, 3/4" diameter grinder shaft
- 120 and 60 grit wheels
- 1 HP motor
- 1,725 RPM (no load)
- Includes: wheel dresser, coolant tray, spark arrestors, large eye shields, exhaust ports, drill bit sharpening plate, task light (bulb not included)

Wt. 121.8 lbs.



9-21162 ■

K. Professional 8" Variable Speed Bench Grinder

- 8" x 1" 60 grit wheel, 8" x 3/4" wire wheel
- 1 max developed HP
- 1725-3450 RPM (no load)
- Adjustable variable speed knob
- Quick release wheel guards
- Includes: wheel wrench, large eye shields, drill bit sharpening plate, wheel dresser, quench tray, task light (bulb not included)

Wt. 43.0 lbs.

9-22018 ■



A. Professional 8" Bench Grinder

- 8" x 1" wheel diameter, 5/8" diameter grinder shaft
- 3/4 HP continuous, 3450 RPM (no load)
- Includes: large eye shields, 120 and 60 grit grinding wheels, drill bit grinding plate, quench tray, wheel dresser, task light (bulb not included)

Wt. 95.0 lbs.



B.

9-21154 ■



B. Professional 6" Variable Speed Bench Grinder

- 6" x 3/4" 60 grit grinding wheel, 6" x 3/4" wire wheel
- 1/2" diameter grinder shaft
- 1/5 max developed HP
- 2000-3450 RPM (no load)
- 2 Amp, 120 Volt, 60 Hertz, single phase, ball bearing, induction motor
- Adjustable variable speed knob
- Quick release wheel guards
- Includes: large eye shields, drill bit sharpening plate, quench tray, wheel dresser, task light (bulb not included)

Wt. 27.0 lbs.



C.

9-21124 ■



C. Professional 6" Variable Speed Bench Grinder

- Lighted on/off rocker switch
- Includes one 36 grit and one 60 grit wheel
- Large, cast iron base reduces vibration and provides stability during use
- Wide, clear eye shields are supported by sturdy spark guards

Wt. 22.0 lbs.



D.

9-19210 ■

D. 32-1/2" Heavy-Duty Cast-Iron Stand

- Cast iron top has dimensional holes to fit most grinder/buffers
- Bolts to floor (bolts not included)
- Includes cast iron cooling pot

Wt. 60.0 lbs.



F9-21197 ■

E. Professional 12-Speed Industrial Milling/Drilling Machine

- 1-1/2 HP 115/230-VAC motor that deliver 1,725 RPM
- Four 5/8" T-slots and adjustable collars with .001" gradations
- X-axis travels 19-3/4", Y-axis travels 7"
- Includes R8 spindle to J3 adapter, 3" face cutter with arbor, 5/8" chuck and key, work light, and 14 gauge steel stand

Wt. 796.0 lbs.



E.

9-21914 ■

F. 12" Bench Top Drill Press

- Digital depth readout allows for superior accuracy and LaserTrac with crosshairs ensures precise drilling and alignment
- Adjustable LED for improved visibility
- Adjustable fence with stop for repetitive drilling
- Five speeds for a variety of drilling applications
- Rack & pinion for accurate height adjustments

Wt. 96.0 lbs.



F.

9-22902 ■

G. 20" Floorstanding Top Drill Press

- Adjustable work lamp
- Keyed chuck
- 1HP, 120/240 Volt, 12/6 Amp motor
- Overall dimensions: 62-1/2"H x 18"W x 34"D



G.

Quill Travel	Rated HP	Max. Dev. HP	Speeds	RPM Range	Chuck Type	Chuck Size
4-3/4"	1	2	9	150 - 2,200	Keyed	3/32" - 3/4"

Table Size (WxD)	Table Tilt	Table Swivel	Column Diameter	Belt Type	Overall Height
18-3/4" x 16-3/4"	Yes	Yes	3-5/8"	V-belt	68-1/2"

Wt. 321.0 lbs.

9-22901 ■

H. 17" Floorstanding Top Drill Press

- Column-mounted laser attachment
- Adjustable work lamp
- 3/4HP, 120/240 Volt, 10/5 Amp motor
- Overall dimensions: 68-1/2"H x 12-3/4"W x 28-1/2"D

Quill Travel	Rated HP	Max. Dev. HP	Speeds	RPM Range	Chuck Type	Chuck Size
4-7/8"	3/4	1-1/2	16	0 - 1725	Keyless	1/32" - 5/8"

Table Size (WxD)	Table Tilt	Table Swivel	Column Diameter	Base Size	Overall Height
14" x 14"	Yes	Yes	3-1/8"	10-1/4" x 8-1/4"	68-1/2"

Wt. 198.0 lbs.

9-22900 ■

I. 15" Floorstanding Top Drill Press

- Column-mounted laser attachment
- Adjustable work lamp
- 1/2HP, 120 Volt, 8.6 Amp motor
- Overall dimensions: 67-1/4"H x 12-1/2"W x 27-1/2"D



I.

Quill Travel	Rated HP	Max. Dev. HP	Speeds	RPM Range	Chuck Type	Chuck Size
4"	1/2	1	12	0 - 1725	Keyless	1/32" - 5/8"

Table Size (WxD)	Table Tilt	Table Swivel	Column Diameter	Base Size	Overall Height
12" x 12"	Yes	No	2-7/8"	10-1/4" x 8-1/4"	67-1/4"

Wt. 180.0 lbs.

Power / Air Tools

Drill Bit Sets ■ Drill Bits ■ Speed-Lok Sets

9-64086 ■



A. Professional 29 Pc. Cobalt Drill Bit Set

- Designed for heavy duty use in all metals, including hard metals
 - Split point drills on contact, helps eliminate "walking"
 - Ideal for drill presses, stationary machines, corded and cordless portable drills
 - Set includes: 1/16" - 1/2" in 1/64" increments
- Wt. 1.23 lbs.

9-64085 ■



B. Professional 21 Pc. Cobalt Drill Bit Set

- Designed for heavy duty use in all metals, including hard metals
 - Split point drills on contact, helps eliminate "walking"
 - Ideal for drill presses, stationary machines, corded and cordless portable drills
 - Set includes: 1/16" - 3/8" in 1/64" increments
- Wt. 1.23 lbs.

9-64073 ■



C. 29 Pc. Titanium Drill Bit Set

- Exclusive point geometry
 - Designed for heavy duty, industrial applications
 - Split point drills on contact, helps eliminate "walking"
 - Ideal for drill presses, stationary machines, corded and cordless portable drills
 - Ideal for increased speed and feed rates
 - Titanium coating resists rust
 - Set includes: 1/16" - 1/2" in 1/64" increments
- Wt. 3.0 lbs.



D.

9-64072 ■



D. 21 Pc. Titanium Drill Bit Set

- Exclusive point geometry
 - Designed for heavy duty, industrial applications
 - Split point drills on contact, helps eliminate "walking"
 - Ideal for drill presses, stationary machines, corded and cordless portable drills
 - Ideal for increased speed and feed rates
 - Titanium coating resists rust
 - Set includes: 1/16" - 3/8" in 1/64" increments
- Wt. 1.23 lbs.

9-64083 ■



E. 29 Pc. Black Oxide Split Point Drill Bit Set

- Exclusive point geometry
 - Designed for heavy duty, multi-purpose applications
 - Split point drills on contact, helps eliminate "walking"
 - Ideal for cordless drills, can be used in corded drill presses and stationary
 - Black oxide finish resists rust
 - Set includes: 1/16" - 1/2" in 1/64" increments
- Wt. 3.0 lbs.



F.

9-64082 ■

F. 21 Pc. Black Oxide Split Point Drill Bit Set

- Exclusive point geometry
 - Designed for heavy duty, multi-purpose applications
 - Split point drills on contact, helps eliminate "walking"
 - Ideal for cordless drills, can be used in corded drill presses and stationary
 - Black oxide finish resists rust
 - Set includes: 1/16" - 3/8" in 1/64" increments
- Wt. 1.23 lbs.

9-66086 ■

G. 6 Pc. Extra Long Set, Black Oxide

- For general purpose drilling in wood, plastic and metal
 - Black oxide finish resists rust
 - 12" length for hard to reach places
 - Set includes: 1/8", 3/16", 1/4", 5/16", 3/8" and 1/2" bits with roll-up storage pouch
- Wt. 3.2 lbs.



G.

9-66852 ■

H. 6 Pc. Extra Long Set, Black Oxide

- Index storage drill bit case to hold: 1/16" - 1/2" drill bits in 1/64" increments
 - Sturdy, black metal case
- Wt. 1.2 lbs.



H.

9-66085 ■



I. Professional 5 Pc. High-Speed Steel Drill Bits

- For drilling hard metals, wood and plastic
 - Black oxide finish resists rust
 - 1/2" shank, 6" length
 - Set includes: 9/16", 5/8", 3/4", 7/8", and 1" bits with roll-up storage pouch
- Wt. 2.05 lbs.



J.

J. Professional High-Speed Steel Drill Bits

- Silver & Deming drill bit
- For drilling hard metals, wood and plastic
- Black oxide finish resists rust
- 1/2" shank, 6" length

Catalog #	Size	Wt. lbs.
9-66050	9-16"	0.25
9-66051	5/8"	0.31
9-66053	3/4"	0.44

9-66205 ■

K. Professional 6 Pc. Combination Drill/ Tap Bit Set



K.

- Drill/tap bit set
 - Drills, taps, and deburrs mild steel, copper, brass, and aluminum up to 10 gauge thickness
 - 1/4" shank quick change hex
 - Hardened high-speed steel with split point tip
- Includes:
6-32, 8-32, 10-24, 10-32, 12-24, 1/4-20
- Wt. 0.10 lbs.



L.

L. Professional Combination Drill/ Tap Bits



- Drills, taps, and deburrs mild steel, copper, brass, and aluminum up to 10 gauge thickness
- 1/4" shank quick change hex
- Hardened high-speed steel with split point tip

Catalog #	Size	Wt. lbs.
9-66206	6-32	0.01
9-66207	8-32	0.01
9-66208	10-24	0.01
9-66209	10-32	0.01
9-66210	12-24	0.01
9-66211	1/4-20	0.01



M.

9-67441 ■



M. 7 Pc. Fast Spiral Masonry Bit Set

- Double flute design shoots debris out fast keeping the bit cool and sharp
 - For drilling in brick, cinder block, and tile
 - Carbide tips to minimize wear in masonry materials
 - Drills twice as fast as standard masonry bits
 - Larger bits have 3/8" reduced shanks
 - Includes: 3/16" x 4, 1/4" x 4, 3/8" x 4, 5/16" x 4, 1/2" x 6, 5/8" x 6, 3/4" x 6
- Wt. 1.05 lbs.

9-26145 ■

N. 120 Pc. Drill/Driver Speed-Lok™ Set

- Speed-Lok™ accessories lock directly into the Speed-Lok™ connectors, eliminating the need for rechucking
 - 120 pieces to cover just about any job
 - 13 zirconium bits for drilling into wood, plastic or metal
 - Split point design minimizes walking and drills on contact
 - Also includes wood boring and masonry bits, and case
- Wt. 8.2 lbs.



N.

9-64090 ■

A. 90 Pc. Drill/Driver Speed-Lok™ Set

- Speed-Lok™ accessories lock directly into the Speed-Lok™ connectors, eliminating the need for rechucking
- Includes: 2 Speed-Lok™ connectors, assorted 1" and 2" driving bits, nut drivers, wood boring, masonry, high-speed steel bits, high torque handle, countersinks, flip and drive assembly, and replacement bits for countersinks

Wt. 4.74 lbs.



9-26392 ■

B. 74 Pc. Drill/Driver Speed-Lok™ Set

- Includes: 1/4" Speed-Lok™ quick connector, (24) assorted 1" insert bits, (12) assorted 2" power bits, (4) magnetic nutsetters, 9" flex shaft, (3) 1/4" hex shank woodboring bits, (3) 1/4" hex shank masonry bits, (2) power grooved countersinks, (1) compact screw guide, (13) 1/4" hex shank black oxide 135° split point drill bits, (3) replacement drill/driver screws, (3) replacement drill/driver bits, (2) 1/4" hex shank to 1/4" square socket adapter and a blow molded case

Wt. 3.75 lbs.

9-26393 ■

C. 54 Pc. Driver Speed-Lok™ Set

- Includes: 1/4" Speed-Lok™ quick connector, magnetic bit holder, (33) assorted 1" insert bits, (9) assorted 2" power bits, (3) 3" power bits, (7) assorted nut setters, and case

Wt. 1.6 lbs.



9-26488 ■

D. 45 Pc. Screwdriver Bit Set

- Includes: 1", 2", and 3-1/2" phillips, square, slotted, Torx®, head insert bits and nutdrivers

Wt. 3.05 lbs.

9-26458 ■

E. 32 Pc. Screwdriver Bit Set

- Includes: 1" and 2" slotted, phillips, square, and Torx® insert bits and nutdrivers

Wt. 1.75 lbs.



9-26504 ■

F. 7 Pc. Nutdriver Set

- Precision formed tip for proper fit
- Universal 1/4" hex shank
- Includes nutdriver sizes: 3/16", 1/4", 9/32", 5/16", 11/32", 3/8", 7/16"

Wt. 0.25 lbs.

9-25818 ■

G. 1/4" Square Drive Adapter

- Use with sockets for fast, easy drilling of nuts, bolts, and hex head screws
- Fully hardened and tempered for long life


Wt. 0.18 lbs.

9-25329 ■

H. Flex Shaft

- Flexible shaft allows for access to difficult areas
- Magnetic shaft holds bit securely while allowing for quick and easy bit changes
- Converts any variable speed drill into a power screwdriver
- 3-7/8" Long

Wt. 0.48 lbs.



9-66196 ■

I. 10 Pc. Screw Extractor Set

- Spiral screw extractors
- Tapered left hand spiral fluted grip screw firmly
- Heat treated tool steele for long life
- Vinyl storage case
- Includes: screw extractors #1 - #5 and matching HSS drill bits, and 5/64", 7/64", 5/32", 1/4", and 7/64" spiral screw extractor

Wt. 0.48 lbs.



9-52152 ■

J. 4 Pc. Screw Extractor Set

- 1/4" shank
- Extracts sizes 1/4" to 1/2" (6mm to 12mm)
- Works with any variable speed, reversible, portable drill

Wt. 0.3 lbs.

9-52154 ■

K. 3 Pc. Screw Extractor Set

- 1/4" shank
- Removes #6 to #14 screws
- Works with any variable speed, reversible, portable drill

Wt. 0.3 lbs.



9-16670 ■

L. Professional Electric 2-Stage, 20 Gallon Oil-Free Horizontal Compressor

- Direct drive, 120 Volt, 15 Amp
- 1.6 running HP
- 20 gallon tank
- Electric two-stage pump
- 5.6 SCFM @ 40 PSI, 5.1 SCFM @ 90 PSI
- 175 PSI max pressure
- Oil free

Wt. 148.0 lbs.

9-19541 ■

M. Professional Electric 25 Gallon Oil Lube Horizontal Air Compressor

- Belt drive
- 1.8 running HP
- 25 gallon tank
- 120/240 Volt, 15 Amp
- 7.4 SCFM @ 40 PSI, 5.8 SCFM @ 90 PSI
- 150 PSI max pressure
- Single stage pump
- Dual capacitor oil lube pump

Wt. 152.0 lbs.



9-16778 ■

N. Professional Electric 2-Stage, 25 Gallon Oil-Free Vertical Air Compressor

- Direct drive
- 1.6 running HP
- 25 gallon tank
- 5.6 SCFM @ 40 PSI, 5.1 SCFM @ 90 PSI
- 175 PSI max pressure
- Two stage pump
- Oil free

Wt. 150.0 lbs.



F9-18419 ■

O. Professional 60 Gallon Vertical Air Compressor

- Belt drive
- 3.2 running HP
- 60 gallon tank
- Single-stage pump
- 12.4 SCFM @ 40 PSI, 10.2 SCFM @ 90 PSI
- 150 PSI max pressure
- 240 Volt only, 15 Amp
- Oil lube pump
- Included accessories: Globe valve

Wt. 203.0 lbs.

F9-16781 ■

P. Professional 80 Gallon Vertical Air Compressor

- Belt drive
- 5.4 running HP
- 80 gallon ASME certified tank
- 240 Volt only, 30 Amp
- 13.3 SCFM @ 100 PSI, 12.8 SCFM @ 175 PSI
- 175 PSI max pressure
- 2-Stage oil-lube pump
- Accessories included: Globe valve

Wt. 415.0 lbs.



9-15200 ■

Q. 5 Gallon Compressed Air Tank

- Portable tank compressor with gauge located at the top of the tank
- 3' high pressure air hose and tire chuck
- Tank relief valve
- Air shut-off valve seals air from hose when not in use
- Carry handle
- 135 PSI max pressure

Wt. 17.3 lbs.

Power/Air Tools

Air Compressors ■ Air Accessories



9-16737 ■

A. 17 Gallon Vertical Air Compressor

- 1.1 running HP
- 120 Volt, 15 Amp
- 17 gallon vertical portable tank
- 4.3 SCFM @ 40 PSI, 150 PSI max pressure
- Oil free

Includes 25 ft. PVC hose with plug and quick connector and 9 Pc. Accessory Kit
Wt. 90.0 lbs.

9-16738 ■

B. 17 Gallon Horizontal Air Compressor

- 1.1 running HP
- 120 Volt, 15 Amp
- 17 gallon horizontal portable tank
- 4.3 SCFM @ 40 PSI, 3.3 SCFM @ 90 PSI
- 150 PSI max pressure
- Oil free

Includes 25 ft. PVC hose with plug and quick connector and 9 Pc. Accessory Kit
Wt. 90.0 lbs.

9-16762 ■

C. 33 Gallon Vertical Air Compressor

- Direct drive
- 1.6 running HP
- 120 Volt, 15 Amp
- 33 gallon vertical portable tank
- 6.3 SCFM @ 40 PSI, 4.9 SCFM @ 90 PSI
- 150 PSI max pressure
- Oil free
- Ear decibel rating of 78

Wt. 130.0 lbs.



9-16763 ■

D. 33 Gallon Horizontal Air Compressor

- Direct drive
- 1.6 running HP
- 120 Volt, 15 Amp
- 33 gallon horizontal portable tank
- 6.3 SCFM @ 40 PSI, 4.9 SCFM @ 90 PSI
- 150 PSI max pressure
- Oil free
- Ear decibel rating of 78

Wt. 119.0 lbs.



9-16386 ■

E. Dual Tire Air Chuck

- 1/4" female thread
- 6" long
- For truck tires

Wt. 0.15 lbs.



9-16388 ■

F. Long Tire Chuck & Gauge

- 1/4" female hose connection
- 12" hose, 6" chuck
- Turns 360°
- Reads 10-90 PSI

Wt. 1.0 lbs.



9-16385 ■

G. Tire Air Chuck

- 1/4" F head

Wt. 0.1 lbs.



9-16377 ■

H. 3 Pc. 1/4" Quick Connector Set

- (2) couplers with 1/4" NPT female threads
- (1) 1/4" NPT male stud for tools, guns
- Makes tool, hose changes easy

Wt. 0.2 lbs.



9-16374 ■

I. 3 Pc. 1/4" Stud Set

- 3 NPT male thread studs
- For use with quick connectors

Wt. 0.2 lbs.

9-16360 ■

J. 3 Pc. 1/4" Connector Set

- Includes: (2) 1/4" NPT x NPS for hose to tool connections, 1/4" NPT for connecting accessories, 1/4" x 1-1/2" long compressor manifold to filters and regulators
- Package of three

Wt. 0.2 lbs.

9-16361 ■

K. 2 Pc. 1/4" Connector Coupler Air Accessories

- Quick connect and disconnect
- For use on most 1/4" body quick connect studs

Wt. 0.1 lbs.



9-16365 ■

L. 1/4" Air Hose Swivel Connector

- 1/4" NPT female threads
- Swivels 360°
- Helps eliminate twisting of air hose.
- Fits most air tools with 1/4" air hose fittings

Wt. 0.18 lbs.

9-16378 ■

M. 3/8" Quick Connector Set

- Coupler with 3/8" NPT female threads
- (1) 1/4" NPT male stud for tools
- (1) 3/8" NPT male stud for tools
- Package of three

Wt. 0.4 lbs.



9-16363 ■

N. 3/8" Female & Male Connector Kit

- 3/8" x 3/8" brass connectors: (1) female threads, (1) NPT male threads
- Specially designed for Craftsman® compressors and air hoses
- For connecting air hoses together, or air hoses to air tools

Wt. 0.1 lbs.



9-16387 ■

O. Blow Gun

- Female thread
- Max inlet pressure 150 PSI
- Outlet pressure drops to 30 PSI when deadened
- Meets OSHA reg
- Lever action, round tip

Wt. 0.5 lbs.



9-16375 ■

P. 1/4" Female Quick Connect NPT Studs

- 1/4" female NPT threads
- Attaches to hose and accessories with 1/4" male NPT fittings
- Package of two

Wt. 0.2 lbs.



9-16373 ■

Q. 1/4" Quick Connect Coupler

- 1/4" male threads
- Quick connect and disconnect
- For use on most 1/4" body quick connect studs

Wt. 0.2 lbs.



9-16376 ■

R. 1/4" Industrial Body 3/8" NPT Quick Connect Studs

- 1/4" x 3/8" NPT female thread stud
- 1/4" x 3/8" NPT male thread stud
- For use with all 1/4" industrial and universal quick connect couplers
- Specially designed for use with all Craftsman® air compressors and air tools

Wt. 0.2 lbs.

9-16362 ■

A. 1/4" x 3/8" Male and Female Connector Kit

- Brass adapter with 3/8" NPT female threads x 1/4" NPDT male threads
- Adapter with 1/4" NPT female threads x 3/8" NPT male threads
- For connecting air hoses together or connecting air hoses to air tools
- Specially made for use with all Craftsman® air compressors and air tools

Wt. 0.1 lbs.

9-16372 ■

B. 1/4" Standard Quick Connect Coupler

- For use with 1/4" industrial quick connect studs
- Connects to air hose with 1/4" NPT male threads
- Quick connects and disconnects

Wt. 0.3 lbs.



9-16369 ■

C. Drain Cock

- For use with Craftsman® tank-mounted air compressors with 1/4" NPT female threaded cock fittings
- NOTE: It is important to drain air compressor tank daily

Wt. 0.1 lbs.

9-16191 ■

D. 20 Pc. Air Compressor Accessory Kit

- Includes: (2) 1/4" industrial couplers, (2) 1/4" female NPT studs, (3) 1/4" NPT male studs, (1) 1/4" female connector, (1) 1/4" male connector, blow gun safety nozzle, 1/4" x 15' coil hose, dual tire chuck, tire gauge, rubber blow gun nozzle and adapter, (2) inflation needles, (1) tapered inflation needle, teflon tape

Wt. 1.0 lbs.



9-16199 ■

E. Professional 16 Pc. Air Compressor Accessory Kit

- Includes: (2) 1/4" universal high-flow quick connect couplers, (3) 1/4" male quick connect fittings, (1) 1/4" female quick connect fitting, 360° swivel connector, 3/8" x 15' coil hose, 1/4" shut-off valve, (6) plumbing components, teflon tape

Wt. 0.2 lbs.



9-18910 ■

F. Tool Oil

- One pint tool oil

Wt. 1.6 lbs.

9-16309 ■

G. Air Tool Oiler

- 1/4" NPT threads

Wt. 0.1 lbs.



9-16391 ■

H. 11 Pc. Air Compressor Accessory Kit

- Includes: blow gun with heavy-duty body, (2) quick connect studs, quick connect coupler, (4) assorted nozzles, assorted inflators and adapter for inflating tires, air mattresses, sports equipment, and toys

Wt. 0.2 lbs.



9-16180 ■

I. Professional 25' Coil Hose

- Tough, abrasion resistant urethane cover
- Excellent shape memory for fast self-retraction
- Heavy-duty brass fittings

Wt. 1.25 lbs.



9-16111 ■

J. 1/4" x 25' Air Hose, Heavy-Duty

- 300 PSI working pressure hose
- 1200 Bursting strength with 1/4" male and female swivel brass fittings
- 4:1 Safety factor
- Heavy-duty reinforcing, abrasion resistant cover

Wt. 3.0 lbs.

O. Polypropylene Retractable Table Closed Face Hose Reels ■

- Two position switch on reel, for free run or 3" locking mode
- Clock type spring rewind mechanism
- Automatically layers hose evenly while retracting
- Includes hose and mounting bracket

Catalog #	Size	Max PSI	For	Wt. lbs.
9-16340	3/8" x 50'	350	Compressed Air	23.0

9-16112 ■

K. 3/8" x 25' Air Hose, Heavy-Duty

- 300 PSI working pressure hose
- 1200 Bursting strength with 1/4" male and female swivel brass fittings
- 4:1 Safety factor
- Heavy-duty reinforcing, abrasion resistant cover

Wt. 4.0 lbs.

9-16113 ■

L. 3/8" x 50' Air Hose, Heavy-Duty

- 300 PSI working pressure hose
- 1200 Bursting strength with 1/4" male and female swivel brass fittings
- 4:1 Safety factor
- Heavy-duty reinforcing, abrasion resistant cover

Wt. 8.0 lbs.




9-16349 ■

M. Hose Reel & Hose

- Made from high-impact polypropylene
- 300 max PSI (3:1 safety factor)
- Includes 30' air hose, 3' lead-in hose, adjustable hose stopper, and wall mounting bracket

Wt. 14.0 lbs.



9-16346 ■

N. 100' 3/8" Air Hose Reel

- Designed for portability
- Use an air manifold with the supply hose to service multiple air tools
- Hose-layering guide eliminates tangles

Wt. 34.0 lbs.



Power / Air Tools

Air Impact Wrenches ■ Air Drills



Air Impact Wrenches ■

Catalog #	Description	Std Bolt Size	Length	Avg Air Consump	Air Inlet NPT	Min. Hose ft./lb.	Wkg Torque ft./lb.	Max. Torque ft./lb.	Wt. lbs.
A. 9-19916 	Professional 3/8" Square Drive Impact Wrench	7/16"	5-5/8"	4.0	1/4"	3/8"	25/200	260	2.7
B. 9-19914 	Professional 1/2" Square Drive Impact Wrench	1/2"	7-1/2"	4.2	1/4"	3/8"	25/300	550	5.8
C. 9-19915 	Professional 1/2" Square Drive Impact Wrench Extended 2" Anvil	1/2"	9-1/2"	4.2	1/4"	3/8"	25/300	550	6.0
D. 9-19905 	Professional 1/2" Square Drive Impact Wrench	9/16"	7-1/8"	4.8	1/4"	3/8"	50/400	600	4.5
E. 9-18854	1/4" Drive Reversible Impact Wrench	1/4"	5-1/4"	3.0	1/4"	3/8"	—	25	2.4
F. 9-19981	3/8" Pistol Grip Impact Wrench	3/8"	5-1/4"	6.5	1/4"	3/8"	25/50	145	2.6
G. 9-19980	3/8" Butterfly Impact Wrench	7/16"	7-1/4"	6.0	1/4"	3/8"	25/50	95	2.13
H. 9-19983	1/2" Square Drive Impact Wrench	1/2"	7-1/4"	6.5	1/4"	3/8"	25/275	400	5.18
I. 9-19984	1/2" Square Drive Heavy-Duty Impact Wrench	1/2"	7"	7.5	1/4"	3/8"	25/350	580	4.5
J. 9-18852	1/2" Square Drive Impact Wrench Extended 2" Anvil	1/2"	9-1/2"	5.5	1/4"	3/8"	25/350	500	6.0
K. 9-19864	Professional 1/2" Square Drive Impact Wrench	9/16"	7"	5.5	1/4"	3/8"	570	710	4.5
L. 9-19985	3/4" Square Drive Heavy-Duty Impact Wrench	1"	9-1/2"	10.0	3/8"	3/8"	100/700	750	12.1
M. 9-18593 	Professional 3/4" Square Drive Impact Wrench	1"	8.2"	9-1/2	3/8"	1/2"	200/900	900	7.0
N. 9-18507	1" Square Drive Impact Wrench Extended 6" anvil	1-1/4"	20-1/2"	9.5	1/2"	1/2"	750	1200	32.8



Air Drills ■

Catalog #	Description	Length	Speed RPM	Air Inlet NPT	Min. Hose Size	Avg. Air Consump. (CFM)	Wt. lbs.
O. 9-18514	3/8" Right Angle Air Drill	8"	1800	1/4"	3/8"	5.0	2.7
P. 9-19950	3/8" Reversible Air Drill	6-1/2"	2200	1/4"	3/8"	5.5	2.25
Q. 9-19904 	Professional 3/8" Reversible Keyless Chuck Air Drill	7"	2200	1/4"	3/8"	5.0	2.6
R. 9-18892	1/2" Air Drill	7-1/2"	500	1/4"	3/8"	4.0	3.0
S. 9-19912 	Professional 1/2" Air Drill	7-3/4"	800	3/8"	3/8"	5.0	4.0



A.



B.



E.

Air Ratchets ■

Catalog #	Description	Std Bolt Size	Length	Avg Air Consump (CFM)	Min. Hose Size	Speed (RPM)	Wkg Torque ft./lb.	Max. Torque ft./lb.	Wt. lbs.
A.	9-19930 1/4" Square Drive Mini Air Ratchet Wrench	1/4"	8-1/4"	5.2	3/8"	250	5-20	20	1.6
B.	9-19888 CRAFTSMAN PROFESSIONAL Professional 3/8" Drive Rapid Reverse Air Ratchet	3/8"	10"	4.5	3/8"	150	N/A	50	2.5
C.	9-19931 3/8" Square Drive Mini Air Ratchet Wrench	3/8"	8-1/4"	4.0	3/8"	250	5-18	20	1.6
D.	9-19933 3/8" Square Drive Air Ratchet	3/8"	10"	5.5	3/8"	150	5-45	50	2.44
E.	9-19919 3/8" Square Drive Air Ratchet Wrench	3/8"	10"	4.0	3/8"	150	10-50	65	2.4
F.	9-18819 1/2" Square Drive Air Ratchet Wrench	1/2"	14-1/2"	6.0	3/8"	150	10-65	70	4.3



G.

9-19897 ■

G. Air Impact Hammer

- Drills, taps, and deburrs mild steel, copper, brass, and aluminum up to 10 gauge thickness
- 1/4" shank quick change hex
- Hardened high-speed steel with split point tip

Shank Opening	Bore Diameter	Piston Stroke	Avg. Air Consump. (CFM)
.401"	3/4"	2-5/8"	4.0

Air Inlet NPT	Min. Hose Size	Blows per Minute	Wt. lbs.
1/4"	3/8"	3000	3.25



I.

9-19953 ■

I. Air Cutter

- Drills, taps, and deburrs mild steel, copper, brass, and aluminum up to 10 gauge thickness
- 1/4" shank quick change hex
- Hardened high-speed steel with split point tip

Wheel Size	Length	Air Inlet NPT	Min. Hose Size	Avg. Air Consump. CFM	Speed RPM	Wt. lbs.
2-7/8"	7"	1/4"	3/8"	6.5	20,000	1.75



H.

9-19014 ■

H. Air Shear

- Drills, taps, and deburrs mild steel, copper, brass, and aluminum up to 10 gauge thickness
- 1/4" shank quick change hex
- Hardened high-speed steel with split point tip

Air Inlet Opening	Min. Hose Size	Avg. Air Consump. (CFM)	SPM
1/4"	3/8"	4.0	2,800

Width of Cut	Max Cut Thickness	Length	Wt. lbs.
7/32"	18 Gauge Steel	8-1/2"	2.8

Power Tool Safety



Every tool has its rules and precautions. In the case of power tools, many of these are the same for each tool every time. Learn these by heart and you'll always be off to a safe start.

NEVER:

- Use any accessory except those specifically supplied or recommended by the manufacturer.
- Use power tools if you are tired, sick, distracted, or under the influence of drugs or alcohol.
- Use power tools in wet or damp conditions or use a tool that is damaged or malfunctioning in any way.
- Use bent, broken, or warped blades for cutters.
- Use any tool that is too heavy for you to easily control.
- Overreach when using a power tool. Stay firmly planted on both feet.
- Rush what you are doing. Always pay close attention. Don't let anything distract you. Think ahead!

Visit www.powertoolinstitute.com for more information.

SOURCE: A Teacher's Reference Guide: Power Tool Safety. Power Tool Institute, Inc.

Power / Air Tools

Air Grinders and Sanders ■ Air Pad Sanders ■ Air Belt Sanders ■ Air Nailers ■



A.



C.



E.



G.



I.

Grinders & Sanders ■

Catalog #	Description	Length	Collet Size	Air Inlet NPT	Min. Hose Size	Avg. Air Consump. CFM	Speed RPM	Wt. lbs.
A.	9-19951 1/4" Right Angle Die Grinder	5"	1/4" with 1/8" adapter	1/4"	3/8"	4.0	20,000	1.2
B.	9-19952 Die Grinder	6"	1/4"	1/4"	3/8"	6.5	20,000	1.75
C.	9-19025 12 Pc. Grinder Kit • Includes seven carbide bits and plastic case • Rear exhaust	6"	1/4"	1/4"	3/8"	6.0	22,000	1.9
D.	9-18811 4" Right Angle Air Grinder	4"	8-3/4"	1/4"	3/8"	7.0	11,000	4.0
E.	9-19911 5" Professional Angle Air Grinder	4-1/2"	8-7/8"	1/4"	3/8"	12.0	13,500	4.9
F.	9-19976 6" Pad Air Sander	10-1/2"		1/4"	3/8"	4.0	10,000	3.5
G.	9-19965 6" Pad Rotary Air Sander	6-1/2"		1/4"	3/8"	4.5	13,000	2.0
H.	9-19024 7" Pad Air Angle Sander	12-1/2"		1/4"	3/8"	9	4,500	4.75
I.	9-18560 7" Angle Grinder	12-3/4"		1/4"	3/8"	7	4,500	5.6



K.



L.

Air Pad Sanders ■

Catalog #	Description	Strokes per Min.	Length	Air Inlet NPT	Min. Hose Size	Avg. Air Consump. (CFM)	Wt. lbs.
J.	9-18970 2-3/4" x 17-1/2" Pad Air Sander	2,600	17-1/2"	1/4"	3/8"	5.0	5.5
K.	9-18856 2-3/4" x 12" Pad Air Sander	2,600	12"	1/4"	3/8"	4.5	5.0
L.	9-18827 3-2/3" x 6-3/8" Pad Air Sander	6,500	6-3/4"	1/4"	3/8"	5.0	4.8



N.

Air Belt Sanders ■

Catalog #	Description	Speed RPM	Length	Air Inlet NPT	Min. Hose Size	Avg. Air Consump. (CFM)	Belt Width	Belt Size	Wt. lbs.
M.	9-18513 10mm Belt Air Sander	4,500	11"	1/4"	3/8"	5.5	3/8"	3/8" x 13"	2.1
N.	9-18508 20mm Belt Air Sander	16,000	14-1/2"	1/4"	3/8"	7.0	3/4"	3/4" x 20-1/2"	3.5



O.

9-18175 ■ O. 16 Gauge Brad Nailer Kit

- Drives 16 gauge finish nails from 3/4" to 2-1/2" long
- Quick release nose cover to clear jams, lightweight magnesium gun body
- Sequential/contact trip operation with the flip of a switch, includes case

Wt. 6.5 lbs.



P.

9-18177 ■ P. 15 Gauge Angle Finishing Nailer

- Drives 15 gauge angle finish nails from 1-1/4" to 2-1/2" long
- Rubber nose tip to help prevent softwood marring
- Sequential, and contact trip operation with the flip of a switch
- 360° directional exhaust
- Lightweight magnesium gun body

Wt. 7.7 lbs.



Q.

9-18173 ■ Q. 18 Gauge Brad Nailer Kit

- Drives 18 gauge brads from 3/8" to 1-3/8" long
- Narrow nose for fastening window frames and door moldings, etc
- Oilless design with rear exhaust
- Includes: 1/4" NPT male stud, 400 5/8" brads, 400 1-1/4" brads, and case

Wt. 5.6 lbs.

9-18172 ■

A. 2", 18 Gauge Brad Nailer Kit

- Drives 18 gauge brad nails from 5/8" to 2-1/8" long
- Oilless design with rear exhaust, lightweight magnesium gun body
- Adjustable depth of drive with the spin of a wheel
- Includes: 1/4" NPT male stud, 400 5/8" brads, 400 1-1/4" brads, 400 2" brads, and case

Wt. 6.0 lbs.

9-18170 ■

B. 1/2" Crown, 20 Gauge Stapler Kit

- Drives 20 gauge 1/2" crown staples from 3/8" to 1" long, oil-less design
- Magazine capacity: 110 staples
- Lightweight magnesium body
- Includes: 1/4" NPT male stud, 500 3/8" staples, 500 1" staples, and case

Wt. 5.6 lbs.



C.

9-18171 ■

C. 1/4" Crown, 18 Gauge Stapler Kit

- Drives 18 gauge 1/4" crown staples from 3/8" to 1-1/4"
- Adjustable depth of drive with the spin of a wheel
- Rear exhaust, oil-less design
- Lightweight magnesium gun body

Wt. 5.6 lbs.



D.

9-18179 ■

D. 3-1/2" Clipped-Head Framing Nailer

- Lightweight magnesium gun body
- Drives clipped head paper or wire collated framing nails 2" to 3-1/2" long
- 360° exhaust
- Rafter hook included
- Rubber nose tip helps prevent marring of soft woods

Wt. 10 lbs.

9-18178 ■

E. 3-1/2" Full-Head Angle Framing Nailer

- Lightweight magnesium gun body
- Drives plastic coated full head framing nails from 2" to 3-1/2" long
- Quick release nose piece to quickly clear jams
- IMPORTANT: Some local regulations may require the use of full head nails for construction

Wt. 10 lbs.



F.

9-18176 ■

F. 2-in-1 Finishing Tool Kit

- Drives 16 gauge finish nails 3/4" to 2" long
- Drives 18 gauge 1/4" crown staples 5/8" to 1-1/2" long
- Quick release nose cover to quickly clear jams
- Includes: 300 1" staples, 300 1-1/2" staples, 300 1-1/4" nails, 300 2" nails, and case

Wt. 7.6 lbs.



G.

9-18180 ■

G. Coil Roofing Nailer

- Drives large head roofing nails from 3/4" to 1-3/4" long
- Lightweight magnesium gun body
- Magazine: 120 nail capacity
- Includes: 1/4" NPT male stud, air tool oil, case

Wt. 7.6 lbs.

9-18174 ■

H. Combination Nailer/Stapler Kit

- Drives 18 gauge brad nails from 5/8" to 1-1/2" long
- Drives 18 gauge 1/4" crown staples from 5/8" to 1-1/2" long
- Lightweight magnesium body
- Oil-less design with rear exhaust
- Includes: male stud, 300 1" brads, 300 1-1/2" brads, 300 1" staples, and 300 1-1/2" staples

Wt. 6 lbs.

9-18201 ■

I. Palm Air Driver Kit

- Drives single nails where hammers and other power fasteners won't work
- Three guide tips, framing nails, roofing nails, and finishing nails
- Magnetic nosepiece holds nail straight for easy operation
- Leather boot with finger loops
- Includes: 1/4" NPT male stud, air tool oil, adjusting tools, rebuild kit, and case

Wt. 5.6 lbs.



I.

9-15519 ■

J. High-Volume Low-Pressure Spray Gun

- Top openings and needles have been enlarged, spray cap has large holes to create a high-volume low pressure spray
- Requires 8.6 CFM at 40 PSI
- One quart canister
- Operates with minimal overspray

Wt. 4.0 lbs.



K.

9-15002 ■

K. Detail Touch-Up Spray Gun

- Non-bleeder-type spray gun with 1-pint canister
- Requires 3.4 SCFM at 40 PSI
- Siphon feed
- Machined brass air cap and fluid tip
- Separate air and fluid controls for fine adjustments
- Converts to pressure feed with remote paint tank
- Universal lever for left or right hand use
- External mix spray nozzle provides a fine finish
- Storage hook

Wt. 1.3 lbs.



9-15535 ■

L. High-Performance Spray Gun

- Non-bleeder type gun
- Requires 7.0 SCFM at 40 PSI
- Machined brass external air cap
- Hardened steel fluid tip for longer life
- 1-Quart siphon-feed canister with quick-release drip-free lid
- Separate adjustable fluid and fan controls
- Converts to pressure-feed with remote paint tank

Wt. 4.0 lbs.



L.

9-15531 ■

M. HVLP Gravity Feed Spray Gun

- 20 oz. gravity feed cup with screw-on lid with built-in "drip check"
- 1.5mm multipurpose fluid tip
- Adjustable fluid and spray controls with setting markers
- High grade die-cast alloy gun body
- Stainless steel fluid inlet and needle resistant corrosion and are waterborne compatible

Wt. 3.0 lbs.



M.

Replacement Nails and Staples

A. Common Clipped Head Nails

GALVANIZED

• Box of 1,000

Catalog #	Size	Type	Fits	Wt. lbs.
9-18357	2-1/2"	Clipped Head Angle Framing Nails 28° Galvanized	9-18179	8.7
9-18358	3"	Clipped Head Angle Framing Nails 28° Galvanized	9-18179	10.1
9-18359	3-1/2"	Clipped Head Angle Framing Nails 28° Galvanized	9-18179	12.4

NOT GALVANIZED

• Box of 2,000, for interior use

Catalog #	Size	Type	Fits	Wt. lbs.
9-18351	2-1/2"	Clipped Head Angle Framing Nails 28°	9-18179	18.0
9-18352	3"	Clipped Head Angle Framing Nails 28°	9-18179	21.0
9-18353	3-1/2"	Clipped Head Angle Framing Nails 28°	9-18179	26.0

COMMON FULL HEAD ANGLE FRAMING NAILS

• Box of 1,000 (except 9-18375 is box of 2,000)

Catalog #	Size	Type	Fits	Wt. lbs.
9-18375	2-3/8"	Full Head Angle Framing Nails 22°	9-18178	14.6
9-18376	3"	Full Head Angle Framing Nails 22°	9-18178	11.3
9-18377	3-1/4"	Full Head Angle Framing Nails 22°	9-18178	12.1
9-18378	3-1/2"	Full Head Angle Framing Nails 22°	9-18178	13.6



A.

B. 18 Gauge Brad Nails

• Box of 5,000

Catalog #	Size	Type	Fits	Wt. lbs.
9-18340	3/8"	18 Gauge Brad Nails	9-18173	1.0
9-18341	5/8"	18 Gauge Brad Nails	9-18172, 9-18173, 9-18174	1.5
9-18342	1"	18 Gauge Brad Nails	9-18172, 9-18173, 9-18174	2.5
9-18343	1-1/4"	18 Gauge Brad Nails	9-18172, 9-18173, 9-18174	3.1
9-18360	1-1/2"	18 Gauge Brad Nails	9-18172, 9-18174	3.7
9-18361	1-3/4"	18 Gauge Brad Nails	9-18172	4.5



B.

C. Steel Finishing Nails

16 GAUGE STEEL FINISH NAILS

• Box of 2500 (except 9-18345 is box of 5,000)

Catalog #	Size	Type	Fits	Wt. lbs.
9-18345	3/4"	16 Gauge Finish Nails	9-18175, 9-18171	4.3
9-18344	1-1/4"	16 Gauge Finish Nails	9-18175, 9-18176	2.7
9-18346	1-1/2"	16 Gauge Finish Nails	9-18175, 9-18176	3.3
9-18347	2"	16 Gauge Finish Nails	9-18175, 9-18176	4.1
9-18368	2-1/2"	16 Gauge Finish Nails	9-18175	5.7

15 GAUGE STEEL FINISH NAILS

• Box of 4,000 (except 9-18355 is box of 3,000)

Catalog #	Size	Type	Fits	Wt. lbs.
9-18348	1-1/2"	15 Gauge Finish Nails	9-18177	6.2
9-18349	2"	15 Gauge Finish Nails	9-18177	9.0
9-18355	2-1/2"	15 Gauge Finish Nails	9-18177	10.0



C.

D. Crown Staples

20 GAUGE 1/2" CROWN STAPLES

• Box of 5,000 (except 9-18379 is box of 4,000)

Catalog #	Size	Type	Fits	Wt. lbs.
9-18330	3/8"	20 Gauge 1/2" Crown Staples	9-18170	1.5
9-18332	1/2"	20 Gauge 1/2" Crown Staples	9-18170	2.1
9-18331	7/8"	20 Gauge 1/2" Crown Staples	9-18170	2.5
9-18379	1"	20 Gauge 1/2" Crown Staples	9-18170	3.0



D.

18 GAUGE 1/4" CROWN STAPLES

• Box of 5,000 (except 9-18371 is box of 4,000)

Catalog #	Size	Type	Fits	Wt. lbs.
9-18333	1/2"	18 Gauge 1/4" Crown Staples	9-18171	2.7
9-18334	3/4"	18 Gauge 1/4" Crown Staples	9-18171, 9-18176, 9-18174	3.9
9-18336	7/8"	18 Gauge 1/4" Crown Staples	9-18171, 9-18176, 9-18174	4.3
9-18371	1"	18 Gauge 1/4" Crown Staples	9-18171, 9-18176, 9-18174	4.6

E. Galvanized Roofing Nails

• 120 nails per coil, 2,880 nails per box

• 120 shank diameter

Catalog #	Size	Type	Fits	Wt. lbs.
9-18413	1"	Galvanized Roofing Nails	9-18180	12.0
9-18414	1-1/4"	Galvanized Roofing Nails	9-18180	14.3



E.

9-1778 152 Pc. Industrial Add-On Set

Part #	Size	Description	Drive	Part #	Size	Description	Drive
—	8"	Pipe Wrench		9-94854		Utility Knife	
9-51651	10"	Pipe Wrench		9-94857	5	Utility Replacement Blades	
9-51652	12"	Pipe Wrench		—		Tubing Cutter	
—		Chain Wrench		9-39829		Torpedo Level	
—	7 Pc.	Ratcheting Flare Nut Wrench Set		9-37396		Tape Measure	
9-42800	8 Pc.	Standard Socket Wrench Set		9-52306	39 Pc.	Tap and Die Set	
9-42801	8 Pc.	Metric Socket Wrench Set		9-52405	40 Pc.	Master Rethreading Set	
9-52162	13 Pc.	Bolt Out Set		9-38394	2 lb.	Dead Blow Hammer	
9-51762	(2) 2"	C Clamp		9-38395	3 lb.	Dead Blow Hammer	
9-66723	3"	C Clamp		—		Brass Hammer	
9-66724	4"	C Clamp		—	13 Pc.	Puller Set	
9-94813		Putty Knife		9-46903		Puller	
—		Pocket Knife		—		Punch and Chisel Holer	

9-1779 287 Pc. Mechanic's Tool Set

Part #	Size	Description	Drive	Part #	Size	Description	Drive
9-43481	5/32"	Socket 6 Pt. Std Inch	1/4"	9-43001	3/8"	Socket 6 Pt. Std Inch	3/8"
9-43491	3/16"	Socket 6 Pt. Std Inch	1/4"	9-43002	7/16"	Socket 6 Pt. Std Inch	3/8"
9-43492	7/32"	Socket 6 Pt. Std Inch	1/4"	9-43003	1/2"	Socket 6 Pt. Std Inch	3/8"
9-43493	1/4"	Socket 6 Pt. Std Inch	1/4"	9-43004	9/16"	Socket 6 Pt. Std Inch	3/8"
9-43494	9/32"	Socket 6 Pt. Std Inch	1/4"	9-43005	5/8"	Socket 6 Pt. Std Inch	3/8"
9-43495	5/16"	Socket 6 Pt. Std Inch	1/4"	9-43006	11/16"	Socket 6 Pt. Std Inch	3/8"
9-43496	11/32"	Socket 6 Pt. Std Inch	1/4"	9-43007	3/4"	Socket 6 Pt. Std Inch	3/8"
9-43497	3/8"	Socket 6 Pt. Std Inch	1/4"	9-43008	13/16"	Socket 6 Pt. Std Inch	3/8"
9-43498	7/16"	Socket 6 Pt. Std Inch	1/4"	9-43013	7/8"	Socket 6 Pt. Std Inch	3/8"
9-43499	1/2"	Socket 6 Pt. Std Inch	1/4"	9-43516	6mm	Socket 6 Pt. Std Metric	3/8"
9-43480	9/16"	Socket 6 Pt. Std Inch	1/4"	9-43533	7mm	Socket 6 Pt. Std Metric	3/8"
9-43505	4mm	Socket 6 Pt. Std Metric	1/4"	9-43536	8mm	Socket 6 Pt. Std Metric	3/8"
9-43501	5mm	Socket 6 Pt. Std Metric	1/4"	9-43541	9mm	Socket 6 Pt. Std Metric	3/8"
9-43511	5.5mm	Socket 6 Pt. Std Metric	1/4"	9-43542	10mm	Socket 6 Pt. Std Metric	3/8"
9-43502	6mm	Socket 6 Pt. Std Metric	1/4"	9-43543	11mm	Socket 6 Pt. Std Metric	3/8"
9-43503	7mm	Socket 6 Pt. Std Metric	1/4"	9-43544	12mm	Socket 6 Pt. Std Metric	3/8"
9-43504	8mm	Socket 6 Pt. Std Metric	1/4"	9-43545	13mm	Socket 6 Pt. Std Metric	3/8"
9-43507	9mm	Socket 6 Pt. Std Metric	1/4"	9-43546	14mm	Socket 6 Pt. Std Metric	3/8"
9-43508	10mm	Socket 6 Pt. Std Metric	1/4"	9-43547	15mm	Socket 6 Pt. Std Metric	3/8"
9-43509	11mm	Socket 6 Pt. Std Metric	1/4"	9-43570	16mm	Socket 6 Pt. Std Metric	3/8"
9-43513	12mm	Socket 6 Pt. Std Metric	1/4"	9-43548	17mm	Socket 6 Pt. Std Metric	3/8"
9-43514	13mm	Socket 6 Pt. Std Metric	1/4"	9-43579	18mm	Socket 6 Pt. Std Metric	3/8"
9-43512	14mm	Socket 6 Pt. Std Metric	1/4"	9-43549	19mm	Socket 6 Pt. Std Metric	3/8"
9-43608	3/16"	Socket 12 Pt. Std Inch	1/4"	9-43580	20mm	Socket 6 Pt. Std Metric	3/8"
9-43609	7/32"	Socket 12 Pt. Std Inch	1/4"	9-44329	5/16"	Socket 12 Pt. Std Inch	3/8"
9-43601	1/4"	Socket 12 Pt. Std Inch	1/4"	9-44331	3/8"	Socket 12 Pt. Std Inch	3/8"
9-43602	9/32"	Socket 12 Pt. Std Inch	1/4"	9-44332	7/16"	Socket 12 Pt. Std Inch	3/8"
9-43603	5/16"	Socket 12 Pt. Std Inch	1/4"	9-44333	1/2"	Socket 12 Pt. Std Inch	3/8"
9-43604	11/32"	Socket 12 Pt. Std Inch	1/4"	9-44334	9/16"	Socket 12 Pt. Std Inch	3/8"
9-43605	3/8"	Socket 12 Pt. Std Inch	1/4"	9-44335	5/8"	Socket 12 Pt. Std Inch	3/8"
9-43606	7/16"	Socket 12 Pt. Std Inch	1/4"	9-44336	11/16"	Socket 12 Pt. Std Inch	3/8"
9-43607	1/2"	Socket 12 Pt. Std Inch	1/4"	9-44337	3/4"	Socket 12 Pt. Std Inch	3/8"
9-43610	9/16"	Socket 12 Pt. Std Inch	1/4"	9-44338	13/16"	Socket 12 Pt. Std Inch	3/8"
9-43571	3/16"	Socket 6 Pt. Std Deep Inch	1/4"	9-44339	7/8"	Socket 12 Pt. Std Inch	3/8"
9-43572	7/32"	Socket 6 Pt. Std Deep Inch	1/4"	9-44301	9mm	Socket 12 Pt. Std Metric	3/8"
9-43573	1/4"	Socket 6 Pt. Std Deep Inch	1/4"	9-44302	10mm	Socket 12 Pt. Std Metric	3/8"
9-43574	9/32"	Socket 6 Pt. Std Deep Inch	1/4"	9-44309	11mm	Socket 12 Pt. Std Metric	3/8"
9-43575	5/16"	Socket 6 Pt. Std Deep Inch	1/4"	9-44303	12mm	Socket 12 Pt. Std Metric	3/8"
9-43576	11/32"	Socket 6 Pt. Std Deep Inch	1/4"	9-44304	13mm	Socket 12 Pt. Std Metric	3/8"
9-43577	3/8"	Socket 6 Pt. Std Deep Inch	1/4"	9-44305	14mm	Socket 12 Pt. Std Metric	3/8"
9-43578	7/16"	Socket 6 Pt. Std Deep Inch	1/4"	9-44306	15mm	Socket 12 Pt. Std Metric	3/8"
9-43589	1/2"	Socket 6 Pt. Std Deep Inch	1/4"	9-44311	16mm	Socket 12 Pt. Std Metric	3/8"
9-43587	9/16"	Socket 6 Pt. Std Deep Inch	1/4"	9-44307	17mm	Socket 12 Pt. Std Metric	3/8"
9-44401	4mm	Socket 6 Pt. Deep Metric	1/4"	9-44312	18mm	Socket 12 Pt. Std Metric	3/8"
9-44402	5mm	Socket 6 Pt. Deep Metric	1/4"	9-44308	19mm	Socket 12 Pt. Std Metric	3/8"
9-44403	6mm	Socket 6 Pt. Deep Metric	1/4"	9-44314	21mm	Socket 12 Pt. Std Metric	3/8"
9-44404	7mm	Socket 6 Pt. Deep Metric	1/4"	9-43333	3/8"	Socket 6 Pt. Deep Inch	3/8"
9-44405	8mm	Socket 6 Pt. Deep Metric	1/4"	9-43331	7/16"	Socket 6 Pt. Deep Inch	3/8"
9-44406	9mm	Socket 6 Pt. Deep Metric	1/4"	9-43332	1/2"	Socket 6 Pt. Deep Inch	3/8"
9-44408	11mm	Socket 6 Pt. Deep Metric	1/4"	9-43334	9/16"	Socket 6 Pt. Deep Inch	3/8"
9-44409	12mm	Socket 6 Pt. Deep Metric	1/4"	9-43335	5/8"	Socket 6 Pt. Deep Inch	3/8"
9-44411	13mm	Socket 6 Pt. Deep Metric	1/4"	9-43336	11/16"	Socket 6 Pt. Deep Inch	3/8"
9-44412	14mm	Socket 6 Pt. Deep Metric	1/4"	9-43337	3/4"	Socket 6 Pt. Deep Inch	3/8"
9-43590	3/16"	Socket 12 Pt. Deep Inch	1/4"	9-43338	13/16"	Socket 6 Pt. Deep Inch	3/8"
9-43591	7/32"	Socket 12 Pt. Deep Inch	1/4"	9-43339	7/8"	Socket 6 Pt. Deep Inch	3/8"
9-43592	1/4"	Socket 12 Pt. Deep Inch	1/4"	9-43328	15/16"	Socket 6 Pt. Deep Inch	3/8"
9-43593	9/32"	Socket 12 Pt. Deep Inch	1/4"	9-43329	1"	Socket 6 Pt. Deep Inch	3/8"
9-43594	5/16"	Socket 12 Pt. Deep Inch	1/4"	9-44425	9mm	Socket 6 Pt. Deep Metric	3/8"
9-43595	11/32"	Socket 12 Pt. Deep Inch	1/4"	9-44426	10mm	Socket 6 Pt. Deep Metric	3/8"
9-43596	3/8"	Socket 12 Pt. Deep Inch	1/4"	9-44427	11mm	Socket 6 Pt. Deep Metric	3/8"
9-43597	7/16"	Socket 12 Pt. Deep Inch	1/4"	9-44428	12mm	Socket 6 Pt. Deep Metric	3/8"
9-43598	1/2"	Socket 12 Pt. Deep Inch	1/4"	9-44429	13mm	Socket 6 Pt. Deep Metric	3/8"
9-43599	9/16"	Socket 12 Pt. Deep Inch	1/4"	9-44431	14mm	Socket 6 Pt. Deep Metric	3/8"
9-44807		QR Ratchet	1/4"	9-44432	15mm	Socket 6 Pt. Deep Metric	3/8"
9-44538	1-1/2"	Extension Bar	1/4"	9-44433	16mm	Socket 6 Pt. Deep Metric	3/8"
9-43539	3"	Extension Bar	1/4"	9-44434	17mm	Socket 6 Pt. Deep Metric	3/8"
9-42999	1/4"	Socket 6 Pt. Std Inch	3/8"	9-44435	18mm	Socket 6 Pt. Deep Metric	3/8"
9-43000	5/16"	Socket 6 Pt. Std Inch	3/8"	9-44436	19mm	Socket 6 Pt. Deep Metric	3/8"

Set Contents

287 Pc. Mechanic's Tool Set – continued

Part #	Size	Description	Drive	Part #	Size	Description	Drive
9-43324	5/8"	Spark Plug Socket	3/8"	9-44693	3/8"	Combination Wrench Inch	
9-43325	13/16"	Spark Plug Socket	3/8"	9-44694	7/16"	Combination Wrench Inch	
9-44808		QR Ratchet Long	3/8"	9-44695	1/2"	Combination Wrench Inch	
9-44264	3"	Extension Bar	3/8"	9-44696	9/16"	Combination Wrench Inch	
9-44261	6"	Extension Bar	3/8"	9-44697	5/8"	Combination Wrench Inch	
9-47500	3/8"	Socket 12 Pt. Std Inch	1/2"	9-44698	11/16"	Combination Wrench Inch	
9-47501	7/16"	Socket 12 Pt. Std Inch	1/2"	9-44701	3/4"	Combination Wrench Inch	
9-47502	1/2"	Socket 12 Pt. Std Inch	1/2"	9-44702	13/16"	Combination Wrench Inch	
9-47503	9/16"	Socket 12 Pt. Std Inch	1/2"	9-44703	7/8"	Combination Wrench Inch	
9-47505	5/8"	Socket 12 Pt. Std Inch	1/2"	9-42909	6mm	Combination Wrench Metric	
9-47507	11/16"	Socket 12 Pt. Std Inch	1/2"	9-42911	7mm	Combination Wrench Metric	
9-47508	3/4"	Socket 12 Pt. Std Inch	1/2"	9-42912	8mm	Combination Wrench Metric	
9-47511	13/16"	Socket 12 Pt. Std Inch	1/2"	9-42913	9mm	Combination Wrench Metric	
9-47512	7/8"	Socket 12 Pt. Std Inch	1/2"	9-42914	10mm	Combination Wrench Metric	
9-47513	15/16"	Socket 12 Pt. Std Inch	1/2"	9-42915	11mm	Combination Wrench Metric	
9-47514	1"	Socket 12 Pt. Std Inch	1/2"	9-42916	12mm	Combination Wrench Metric	
9-47515	1-1/16"	Socket 12 Pt. Std Inch	1/2"	9-42917	13mm	Combination Wrench Metric	
9-44231	9mm	Socket 12 Pt. Std Metric	1/2"	9-42918	14mm	Combination Wrench Metric	
9-44232	10mm	Socket 12 Pt. Std Metric	1/2"	9-42919	15mm	Combination Wrench Metric	
9-44229	11mm	Socket 12 Pt. Std Metric	1/2"	9-42924	16mm	Combination Wrench Metric	
9-44233	12mm	Socket 12 Pt. Std Metric	1/2"	9-42929	17mm	Combination Wrench Metric	
9-44234	13mm	Socket 12 Pt. Std Metric	1/2"	9-42925	18mm	Combination Wrench Metric	
9-44235	14mm	Socket 12 Pt. Std Metric	1/2"	9-42560	5/16"	Ratcheting Combination Wrench Full Polish Inch	
9-44236	15mm	Socket 12 Pt. Std Metric	1/2"	9-42561	3/8"	Ratcheting Combination Wrench Full Polish Inch	
9-44266	16mm	Socket 12 Pt. Std Metric	1/2"	9-42562	7/16"	Ratcheting Combination Wrench Full Polish Inch	
9-44237	17mm	Socket 12 Pt. Std Metric	1/2"	9-42563	1/2"	Ratcheting Combination Wrench Full Polish Inch	
9-44267	18mm	Socket 12 Pt. Std Metric	1/2"	9-42564	9/16"	Ratcheting Combination Wrench Full Polish Inch	
9-44238	19mm	Socket 12 Pt. Std Metric	1/2"	9-42565	5/8"	Ratcheting Combination Wrench Full Polish Inch	
9-44268	20mm	Socket 12 Pt. Std Metric	1/2"	9-42569	11/16"	Ratcheting Combination Wrench Full Polish Inch	
9-44249	21mm	Socket 12 Pt. Std Metric	1/2"	9-42567	3/4"	Ratcheting Combination Wrench Full Polish Inch	
9-44239	22mm	Socket 12 Pt. Std Metric	1/2"	9-42568	8mm	Ratcheting Combination Wrench Full Polish Metric	
9-47521	1/2"	Socket 12 Pt. Deep Inch	1/2"	9-42569	10mm	Ratcheting Combination Wrench Full Polish Metric	
9-47522	9/16"	Socket 12 Pt. Deep Inch	1/2"	9-42570	12mm	Ratcheting Combination Wrench Full Polish Metric	
9-47523	5/8"	Socket 12 Pt. Deep Inch	1/2"	9-42571	13mm	Ratcheting Combination Wrench Full Polish Metric	
9-47524	11/16"	Socket 12 Pt. Deep Inch	1/2"	9-42572	14mm	Ratcheting Combination Wrench Full Polish Metric	
9-47525	3/4"	Socket 12 Pt. Deep Inch	1/2"	9-42573	15mm	Ratcheting Combination Wrench Full Polish Metric	
9-47527	13/16"	Socket 12 Pt. Deep Inch	1/2"	9-42575	17mm	Ratcheting Combination Wrench Full Polish Metric	
9-47528	7/8"	Socket 12 Pt. Deep Inch	1/2"	9-42576	18mm	Ratcheting Combination Wrench Full Polish Metric	
9-47529	15/16"	Socket 12 Pt. Deep Inch	1/2"	9-46696	20 Pc.	Hex Key Set Inch	
9-47531	1"	Socket 12 Pt. Deep Inch	1/2"	9-46677	20 Pc.	Hex Key Set Metric	
9-47532	1-1/16"	Socket 12 Pt. Deep Inch	1/2"	9-41581	3/16" x 4"	Slotted Screwdriver	
9-44441	13mm	Socket 12 Pt. Deep Metric	1/2"	9-41584	1/4" x 6"	Slotted Screwdriver	
9-44444	14mm	Socket 12 Pt. Deep Metric	1/2"	9-41294	#1 x 3"	Phillips Screwdriver	
9-44442	15mm	Socket 12 Pt. Deep Metric	1/2"	9-41295	#2 x 4"	Phillips Screwdriver	
9-44443	16mm	Socket 12 Pt. Deep Metric	1/2"	9-41977	3/16"	Nut Driver Inch	
9-44445	17mm	Socket 12 Pt. Deep Metric	1/2"	9-41971	1/4"	Nut Driver Inch	
9-44459	18mm	Socket 12 Pt. Deep Metric	1/2"	9-41972	5/16"	Nut Driver Inch	
9-44446	19mm	Socket 12 Pt. Deep Metric	1/2"	9-41974	3/8"	Nut Driver Inch	
9-44462	20mm	Socket 12 Pt. Deep Metric	1/2"	9-41975	7/16"	Nut Driver Inch	
9-44447	21mm	Socket 12 Pt. Deep Metric	1/2"	9-41976	1/2"	Nut Driver Inch	
9-44448	22mm	Socket 12 Pt. Deep Metric	1/2"	9-41981	5mm	Nut Driver Metric	
9-44809		QR Ratchet	1/2"	9-41982	6mm	Nut Driver Metric	
9-44133	3"	Extension Bar	1/2"	9-41983	7mm	Nut Driver Metric	
9-44699	1/4"	Combination Wrench Inch		9-41984	8mm	Nut Driver Metric	
9-44691	5/16"	Combination Wrench Inch		9-41986	10mm	Nut Driver Metric	
9-44692	11/32"	Combination Wrench Inch		9-41987	11mm	Nut Driver Metric	

9-1780 265 Pc. Standard Mechanic's Tool Set

Part #	Size	Description	Drive	Part #	Size	Description	Drive
9-43481	5/32"	Socket 6 Pt. Std Inch	1/4"	9-43576	11/32"	Socket 6 Pt. Deep Inch	1/4"
9-43491	3/16"	Socket 6 Pt. Std Inch	1/4"	9-43577	3/8"	Socket 6 Pt. Deep Inch	1/4"
9-43492	7/32"	Socket 6 Pt. Std Inch	1/4"	9-43578	7/16"	Socket 6 Pt. Deep Inch	1/4"
9-43493	1/4"	Socket 6 Pt. Std Inch	1/4"	9-43589	1/2"	Socket 6 Pt. Deep Inch	1/4"
9-43494	9/32"	Socket 6 Pt. Std Inch	1/4"	9-43587	9/16"	Socket 6 Pt. Deep Inch	1/4"
9-43495	5/16"	Socket 6 Pt. Std Inch	1/4"	9-43240	3/16"	Socket 6 Pt. Flex Inch	1/4"
9-43496	11/32"	Socket 6 Pt. Std Inch	1/4"	9-43241	1/4"	Socket 6 Pt. Flex Inch	1/4"
9-43497	3/8"	Socket 6 Pt. Std Inch	1/4"	9-43242	5/16"	Socket 6 Pt. Flex Inch	1/4"
9-43498	7/16"	Socket 6 Pt. Std Inch	1/4"	9-43243	11/32"	Socket 6 Pt. Flex Inch	1/4"
9-43499	1/2"	Socket 6 Pt. Std Inch	1/4"	9-43244	3/8"	Socket 6 Pt. Flex Inch	1/4"
9-43480	9/16"	Socket 6 Pt. Std Inch	1/4"	9-43245	7/16"	Socket 6 Pt. Flex Inch	1/4"
9-43608	3/16"	Socket 12 Pt. Std Inch	1/4"	9-43246	1/2"	Socket 6 Pt. Flex Inch	1/4"
9-43609	7/32"	Socket 12 Pt. Std Inch	1/4"	9-43247	9/16"	Socket 6 Pt. Flex Inch	1/4"
9-43601	1/4"	Socket 12 Pt. Std Inch	1/4"	9-42701	3/16"	Socket Hex Bit Inch	1/4"
9-43602	9/32"	Socket 12 Pt. Std Inch	1/4"	9-42702	7/32"	Socket Hex Bit Inch	1/4"
9-43603	5/16"	Socket 12 Pt. Std Inch	1/4"	9-42703	1/4"	Socket Hex Bit Inch	1/4"
9-43604	11/32"	Socket 12 Pt. Std Inch	1/4"	9-42704	5/16"	Socket Hex Bit Inch	1/4"
9-43605	3/8"	Socket 12 Pt. Std Inch	1/4"	9-42705	3/8"	Socket Hex Bit Inch	1/4"
9-43606	7/16"	Socket 12 Pt. Std Inch	1/4"	9-44807		QR Ratchet	1/4"
9-43607	1/2"	Socket 12 Pt. Std Inch	1/4"	9-43538	1-1/2"	Extension Bar	1/4"
9-43610	9/16"	Socket 12 Pt. Std Inch	1/4"	9-43539	3"	Extension Bar	1/4"
9-43571	3/16"	Socket 6 Pt. Deep Inch	1/4"	9-43531	6"	Extension Bar	1/4"
9-43572	7/32"	Socket 6 Pt. Deep Inch	1/4"	9-42532	14"	Extension Bar	1/4"
9-43573	1/4"	Socket 6 Pt. Deep Inch	1/4"	9-4336	14"	Flex Extension Bar	1/4"
9-43574	9/32"	Socket 6 Pt. Deep Inch	1/4"	9-4280		Universal Joint	1/4"
9-43575	5/16"	Socket 6 Pt. Deep Inch	1/4"	9-4257	3/8"	Adapter	1/4"

265 Pc. Standard Mechanic's Tool Set – continued

Part #	Size	Description	Drive	Part #	Size	Description	Drive
9-4354	4-1/2"	Slide Bar	1/4"	9-44226	3/4"	Socket 8 Pt. Std Inch	1/2"
9-42999	1/4"	Socket 6 Pt. Std Inch	3/8"	9-47500	3/8"	Socket 12 Pt. Std Inch	1/2"
9-43000	5/16"	Socket 6 Pt. Std Inch	3/8"	9-47501	7/16"	Socket 12 Pt. Std Inch	1/2"
9-43001	3/8"	Socket 6 Pt. Std Inch	3/8"	9-47502	1/2"	Socket 12 Pt. Std Inch	1/2"
9-43002	7/16"	Socket 6 Pt. Std Inch	3/8"	9-47503	9/16"	Socket 12 Pt. Std Inch	1/2"
9-43003	1/2"	Socket 6 Pt. Std Inch	3/8"	9-47504	19/32"	Socket 12 Pt. Std Inch	1/2"
9-43004	9/16"	Socket 6 Pt. Std Inch	3/8"	9-47505	5/8"	Socket 12 Pt. Std Inch	1/2"
9-43005	5/8"	Socket 6 Pt. Std Inch	3/8"	9-47506	21/32"	Socket 12 Pt. Std Inch	1/2"
9-43006	11/16"	Socket 6 Pt. Std Inch	3/8"	9-47507	11/16"	Socket 12 Pt. Std Inch	1/2"
9-43007	3/4"	Socket 6 Pt. Std Inch	3/8"	9-47508	3/4"	Socket 12 Pt. Std Inch	1/2"
9-43008	13/16"	Socket 6 Pt. Std Inch	3/8"	9-47509	25/32"	Socket 12 Pt. Std Inch	1/2"
9-43013	7/8"	Socket 6 Pt. Std Inch	3/8"	9-47511	13/16"	Socket 12 Pt. Std Inch	1/2"
9-43020	15/16"	Socket 6 Pt. Std Inch	3/8"	9-47512	7/8"	Socket 12 Pt. Std Inch	1/2"
9-43021	1"	Socket 6 Pt. Std Inch	3/8"	9-47513	15/16"	Socket 12 Pt. Std Inch	1/2"
9-44341	1/4"	Socket 8 Pt. Std Inch	3/8"	9-47514	1"	Socket 12 Pt. Std Inch	1/2"
9-44342	5/16"	Socket 8 Pt. Std Inch	3/8"	9-47515	1-1/16"	Socket 12 Pt. Std Inch	1/2"
9-44343	3/8"	Socket 8 Pt. Std Inch	3/8"	9-47516	1-1/8"	Socket 12 Pt. Std Inch	1/2"
9-44344	7/16"	Socket 8 Pt. Std Inch	3/8"	9-47510	1-3/16"	Socket 12 Pt. Std Inch	1/2"
9-44345	1/2"	Socket 8 Pt. Std Inch	3/8"	9-47517	1-1/4"	Socket 12 Pt. Std Inch	1/2"
9-44351	1/4"	Socket 12 Pt. Std Inch	3/8"	9-47521	1/2"	Socket 12 Pt. Deep Inch	1/2"
9-44329	5/16"	Socket 12 Pt. Std Inch	3/8"	9-47522	9/16"	Socket 12 Pt. Deep Inch	1/2"
9-44331	3/8"	Socket 12 Pt. Std Inch	3/8"	9-47523	5/8"	Socket 12 Pt. Deep Inch	1/2"
9-44332	7/16"	Socket 12 Pt. Std Inch	3/8"	9-47524	11/16"	Socket 12 Pt. Deep Inch	1/2"
9-44333	1/2"	Socket 12 Pt. Std Inch	3/8"	9-47525	3/4"	Socket 12 Pt. Deep Inch	1/2"
9-44334	9/16"	Socket 12 Pt. Std Inch	3/8"	9-47527	13/16"	Socket 12 Pt. Deep Inch	1/2"
9-44335	5/8"	Socket 12 Pt. Std Inch	3/8"	9-47528	7/8"	Socket 12 Pt. Deep Inch	1/2"
9-44336	11/16"	Socket 12 Pt. Std Inch	3/8"	9-47529	15/16"	Socket 12 Pt. Deep Inch	1/2"
9-44337	3/4"	Socket 12 Pt. Std Inch	3/8"	9-47531	1"	Socket 12 Pt. Deep Inch	1/2"
9-44338	13/16"	Socket 12 Pt. Std Inch	3/8"	9-47532	1-1/16"	Socket 12 Pt. Deep Inch	1/2"
9-44339	7/8"	Socket 12 Pt. Std Inch	3/8"	9-47533	1-1/8"	Socket 12 Pt. Deep Inch	1/2"
9-44352	15/16"	Socket 12 Pt. Std Inch	3/8"	9-43327	5/8"	Spark Plug Socket	1/2"
9-44353	1"	Socket 12 Pt. Std Inch	3/8"	9-44241	3/8"	Spark Plug Socket	1/2"
9-43333	3/8"	Socket 6 Pt. Deep Inch	3/8"	9-44809		QR Ratchet	1/2"
9-43331	7/16"	Socket 6 Pt. Deep Inch	3/8"	9-44133	3"	Extension Bar	1/2"
9-43332	1/2"	Socket 6 Pt. Deep Inch	3/8"	9-44131	6"	Extension Bar	1/2"
9-43334	9/16"	Socket 6 Pt. Deep Inch	3/8"	9-44132	10"	Extension Bar	1/2"
9-43335	5/8"	Socket 6 Pt. Deep Inch	3/8"	9-4259	3/8"	Adapter	1/2"
9-43336	11/16"	Socket 6 Pt. Deep Inch	3/8"	9-4425		Universal Joint	1/2"
9-43337	3/4"	Socket 6 Pt. Deep Inch	3/8"	9-44201	15"	Flex T-Handle	1/2"
9-43338	13/16"	Socket 6 Pt. Deep Inch	3/8"	9-44152	9"	Slide Bar	1/2"
9-43339	7/8"	Socket 6 Pt. Deep Inch	3/8"	9-44699	1/4"	Combination Wrench Inch	
9-43328	15/16"	Socket 6 Pt. Deep Inch	3/8"	9-44691	5/16"	Combination Wrench Inch	
9-43329	1"	Socket 6 Pt. Deep Inch	3/8"	9-44692	11/32"	Combination Wrench Inch	
9-43261	3/8"	Socket 6 Pt. Flex Inch	3/8"	9-44693	3/8"	Combination Wrench Inch	
9-43262	7/16"	Socket 6 Pt. Flex Inch	3/8"	9-44694	7/16"	Combination Wrench Inch	
9-43263	1/2"	Socket 6 Pt. Flex Inch	3/8"	9-44695	1/2"	Combination Wrench Inch	
9-43264	9/16"	Socket 6 Pt. Flex Inch	3/8"	9-44696	9/16"	Combination Wrench Inch	
9-43265	5/8"	Socket 6 Pt. Flex Inch	3/8"	9-44697	5/8"	Combination Wrench Inch	
9-43266	11/16"	Socket 6 Pt. Flex Inch	3/8"	9-44698	11/16"	Combination Wrench Inch	
9-43267	3/4"	Socket 6 Pt. Flex Inch	3/8"	9-44701	3/4"	Combination Wrench Inch	
9-46669	5/32"	Socket Hex Bit Inch	3/8"	9-44702	13/16"	Combination Wrench Inch	
9-46661	3/16"	Socket Hex Bit Inch	3/8"	9-44703	7/8"	Combination Wrench Inch	
9-46662	7/16"	Socket Hex Bit Inch	3/8"	9-44704	15/16"	Combination Wrench Inch	
9-46663	1/4"	Socket Hex Bit Inch	3/8"	9-44705	1"	Combination Wrench Inch	
9-46664	5/16"	Socket Hex Bit Inch	3/8"	9-44706	1-1/16"	Combination Wrench Inch	
9-46665	3/8"	Socket Hex Bit Inch	3/8"	9-44707	1-1/8"	Combination Wrench Inch	
9-43324	5/8"	Spark Plug Socket	3/8"	9-44708	1-1/4"	Combination Wrench Inch	
9-43340	3/4"	Spark Plug Socket	3/8"	9-44709	1-5/16"	Combination Wrench Inch	
9-43325	13/16"	Spark Plug Socket	3/8"	9-42560	5/16"	Full Polish Std Ratcheting Combination Wrench Inch	
9-43330	18mm	Spark Plug Socket	3/8"	9-42561	3/8"	Full Polish Std Ratcheting Combination Wrench Inch	
9-44808		QR Long Ratchet	3/8"	9-42562	7/16"	Full Polish Std Ratcheting Combination Wrench Inch	
9-43537	1-1/2"	Extension Bar	3/8"	9-42563	1/2"	Full Polish Std Ratcheting Combination Wrench Inch	
9-44264	3"	Extension Bar	3/8"	9-42564	9/16"	Full Polish Std Ratcheting Combination Wrench Inch	
9-44261	6"	Extension Bar	3/8"	9-42565	5/8"	Full Polish Std Ratcheting Combination Wrench Inch	
9-44262	10"	Extension Bar	3/8"	9-42569	11/16"	Full Polish Std Ratcheting Combination Wrench Inch	
9-4256	1/4"	Adapter	3/8"	9-42567	3/4"	Full Polish Std Ratcheting Combination Wrench Inch	
9-4258	1/2"	Adapter	3/8"	9-44174	3/8" x 7/16"	Flare Nut Wrench Inch	
9-4435		Universal Joint	3/8"	9-44171	1/2" x 9/16"	Flare Nut Wrench Inch	
9-44363	10"	Flex T-Handle	3/8"	9-44173	5/8" x 11/16"	Flare Nut Wrench Inch	
9-44271	16"	Speeder Bar	3/8"	9-44172	3/4" x 7/8"	Flare Nut Wrench Inch	
9-4428	7"	Slide Bar	3/8"	9-46696	20 Pc.	Hex Key Set Inch	
9-44053	3/8"	Socket 6 Pt. Std Inch	1/2"	9-41586	5/16" x 1-3/4"	Slotted Screwdriver	
9-44054	7/16"	Socket 6 Pt. Std Inch	1/2"	9-41589	1/8" x 4"	Slotted Screwdriver	
9-44055	1/2"	Socket 6 Pt. Std Inch	1/2"	9-41581	3/16" x 4"	Slotted Screwdriver	
9-44056	9/16"	Socket 6 Pt. Std Inch	1/2"	9-41583	1/4" x 4"	Slotted Screwdriver	
9-44057	5/8"	Socket 6 Pt. Std Inch	1/2"	9-41584	1/4" x 6"	Slotted Screwdriver	
9-44058	11/16"	Socket 6 Pt. Std Inch	1/2"	9-41587	5/16" x 8"	Slotted Screwdriver	
9-44059	3/4"	Socket 6 Pt. Std Inch	1/2"	9-4151	Stubby	Slotted Screwdriver	
9-44063	13/16"	Socket 6 Pt. Std Inch	1/2"	9-41293	#0	Phillips Screwdriver	
9-44064	7/8"	Socket 6 Pt. Std Inch	1/2"	9-41294	#1 x 3"	Phillips Screwdriver	
9-44065	15/16"	Socket 6 Pt. Std Inch	1/2"	9-41295	#2 x 4"	Phillips Screwdriver	
9-44066	1"	Socket 6 Pt. Std Inch	1/2"	9-41297	#3	Phillips Screwdriver	
9-44067	1-1/16"	Socket 6 Pt. Std Inch	1/2"	9-41298	#4	Phillips Screwdriver	
9-44068	1-1/8"	Socket 6 Pt. Std Inch	1/2"	9-41296	#2 x 8"	Phillips Screwdriver	
9-44052	1-3/16"	Socket 6 Pt. Std Inch	1/2"	9-4118	#2	Phillips Screwdriver	
9-44069	1-1/4"	Socket 6 Pt. Std Inch	1/2"	9-41977	3/16"	Nut Driver Inch	
9-44221	7/16"	Socket 8 Pt. Std Inch	1/2"	9-41971	1/4"	Nut Driver Inch	
9-44222	1/2"	Socket 8 Pt. Std Inch	1/2"	9-41972	5/16"	Nut Driver Inch	
9-44223	9/16"	Socket 8 Pt. Std Inch	1/2"	9-41973	11/32"	Nut Driver Inch	
9-44224	5/8"	Socket 8 Pt. Std Inch	1/2"	9-41975	7/16"	Nut Driver Inch	
9-44225	11/16"	Socket 8 Pt. Std Inch	1/2"	9-41976	1/2"	Nut Driver Inch	

Set Contents

265 Pc. Standard Mechanic's Tool Set – continued

Part #	Size	Description	Drive	Part #	Size	Description	Drive
9-41473	T-10	Torx® Screwdriver		9-45102	6"	Long Needle Nose Pliers	
9-41474	T-15	Torx® Screwdriver		9-45074	7"	Diagonal Cutting Pliers	
9-41475	T-20	Torx® Screwdriver		9-45379	8"	Slip Joint Pliers	
9-41476	T-25	Torx® Screwdriver		9-45381	9-1/2"	Arc Joint Pliers	
9-41477	T-30	Torx® Screwdriver		9-38464	12 oz.	Ball Pein Hammer	

9-1800 263 Pc. Metric Mechanic's Tool Set

Part #	Size	Description	Drive	Part #	Size	Description	Drive
9-43505	4mm	Socket 6 Pt. Std Metric	1/4"	9-44312	18mm	Socket 12 Pt. Std Metric	3/8"
9-43501	5mm	Socket 6 Pt. Std Metric	1/4"	9-44303	19mm	Socket 12 Pt. Std Metric	3/8"
9-43511	5.5mm	Socket 6 Pt. Std Metric	1/4"	9-44314	21mm	Socket 12 Pt. Std Metric	3/8"
9-43502	6mm	Socket 6 Pt. Std Metric	1/4"	9-44425	9mm	Socket 6 Pt. Deep Metric	3/8"
9-43503	7mm	Socket 6 Pt. Std Metric	1/4"	9-44426	10mm	Socket 6 Pt. Deep Metric	3/8"
9-43504	8mm	Socket 6 Pt. Std Metric	1/4"	9-44427	11mm	Socket 6 Pt. Deep Metric	3/8"
9-43507	9mm	Socket 6 Pt. Std Metric	1/4"	9-44428	12mm	Socket 6 Pt. Deep Metric	3/8"
9-43508	10mm	Socket 6 Pt. Std Metric	1/4"	9-44429	13mm	Socket 6 Pt. Deep Metric	3/8"
9-43509	11mm	Socket 6 Pt. Std Metric	1/4"	9-44431	14mm	Socket 6 Pt. Deep Metric	3/8"
9-43513	12mm	Socket 6 Pt. Std Metric	1/4"	9-44432	15mm	Socket 6 Pt. Deep Metric	3/8"
9-43514	13mm	Socket 6 Pt. Std Metric	1/4"	9-44433	16mm	Socket 6 Pt. Deep Metric	3/8"
9-43512	14mm	Socket 6 Pt. Std Metric	1/4"	9-44434	17mm	Socket 6 Pt. Deep Metric	3/8"
9-44401	4mm	Socket 6 Pt. Deep Metric	1/4"	9-44435	18mm	Socket 6 Pt. Deep Metric	3/8"
9-44402	5mm	Socket 6 Pt. Deep Metric	1/4"	9-44436	19mm	Socket 6 Pt. Deep Metric	3/8"
9-44403	6mm	Socket 6 Pt. Deep Metric	1/4"	9-44413	9mm	Socket 12 Pt. Deep Metric	3/8"
9-44404	7mm	Socket 6 Pt. Deep Metric	1/4"	9-44414	10mm	Socket 12 Pt. Deep Metric	3/8"
9-44405	8mm	Socket 6 Pt. Deep Metric	1/4"	9-44415	11mm	Socket 12 Pt. Deep Metric	3/8"
9-44406	9mm	Socket 6 Pt. Deep Metric	1/4"	9-44416	12mm	Socket 12 Pt. Deep Metric	3/8"
9-44407	10mm	Socket 6 Pt. Deep Metric	1/4"	9-44417	13mm	Socket 12 Pt. Deep Metric	3/8"
9-44408	11mm	Socket 6 Pt. Deep Metric	1/4"	9-44418	14mm	Socket 12 Pt. Deep Metric	3/8"
9-44409	12mm	Socket 6 Pt. Deep Metric	1/4"	9-44419	15mm	Socket 12 Pt. Deep Metric	3/8"
9-44411	13mm	Socket 6 Pt. Deep Metric	1/4"	9-44421	16mm	Socket 12 Pt. Deep Metric	3/8"
9-44412	14mm	Socket 6 Pt. Deep Metric	1/4"	9-44422	17mm	Socket 12 Pt. Deep Metric	3/8"
9-43191	5mm	Socket 6 Pt. Flex Metric	1/4"	9-44423	18mm	Socket 12 Pt. Deep Metric	3/8"
9-43192	6mm	Socket 6 Pt. Flex Metric	1/4"	9-44424	19mm	Socket 12 Pt. Deep Metric	3/8"
9-43193	7mm	Socket 6 Pt. Flex Metric	1/4"	9-43201	10mm	Socket 6 Pt. Flex Metric	3/8"
9-43194	8mm	Socket 6 Pt. Flex Metric	1/4"	9-43202	11mm	Socket 6 Pt. Flex Metric	3/8"
9-43195	9mm	Socket 6 Pt. Flex Metric	1/4"	9-43203	12mm	Socket 6 Pt. Flex Metric	3/8"
9-43196	10mm	Socket 6 Pt. Flex Metric	1/4"	9-43204	13mm	Socket 6 Pt. Flex Metric	3/8"
9-43197	11mm	Socket 6 Pt. Flex Metric	1/4"	9-43205	14mm	Socket 6 Pt. Flex Metric	3/8"
9-43198	12mm	Socket 6 Pt. Flex Metric	1/4"	9-43206	15mm	Socket 6 Pt. Flex Metric	3/8"
9-43199	13mm	Socket 6 Pt. Flex Metric	1/4"	9-43208	17mm	Socket 6 Pt. Flex Metric	3/8"
9-43200	14mm	Socket 6 Pt. Flex Metric	1/4"	9-43209	18mm	Socket 6 Pt. Flex Metric	3/8"
9-44807		QR Ratchet	1/4"	9-42674	4mm	Socket Hex Bit Metric	3/8"
9-43538	1-1/2"	Extension Bar	1/4"	9-42675	5mm	Socket Hex Bit Metric	3/8"
9-43539	3"	Extension Bar	1/4"	9-42676	6mm	Socket Hex Bit Metric	3/8"
9-43531	6"	Extension Bar	1/4"	9-42677	7mm	Socket Hex Bit Metric	3/8"
9-42532	14"	Extension Bar	1/4"	9-42678	8mm	Socket Hex Bit Metric	3/8"
9-4336	14"	Flex Extension Bar	1/4"	9-42679	10mm	Socket Hex Bit Metric	3/8"
9-4280		Universal Joint	1/4"	9-43324	5/8"	Spark Plug Socket	3/8"
9-4257	3/8"	Adapter	1/4"	9-43325	13/16"	Spark Plug Socket	3/8"
9-43523	6"	Flex T-Handle	1/4"	9-43340	3/4"	Spark Plug Socket	3/8"
9-4354	4-1/2"	Slide Bar	1/4"	9-43330	18mm	Spark Plug Socket	3/8"
9-43516	6mm	Socket 6 Pt. Std Metric	3/8"	9-44808		QR Long Ratchet	3/8"
9-43533	7mm	Socket 6 Pt. Std Metric	3/8"	9-43537	1-1/2"	Extension Bar	3/8"
9-43536	8mm	Socket 6 Pt. Std Metric	3/8"	9-44264	3"	Extension Bar	3/8"
9-43541	9mm	Socket 6 Pt. Std Metric	3/8"	9-44261	6"	Extension Bar	3/8"
9-43542	10mm	Socket 6 Pt. Std Metric	3/8"	9-44262	10"	Extension Bar	3/8"
9-43543	11mm	Socket 6 Pt. Std Metric	3/8"	9-4256	1/4"	Adapter	3/8"
9-43544	12mm	Socket 6 Pt. Std Metric	3/8"	9-4258	1/2"	Adapter	3/8"
9-43545	13mm	Socket 6 Pt. Std Metric	3/8"	9-4435		Universal Joint	3/8"
9-43546	14mm	Socket 6 Pt. Std Metric	3/8"	9-44363	10"	Flex T-Handle	3/8"
9-43547	15mm	Socket 6 Pt. Std Metric	3/8"	9-44271	16"	Speeder Bar	3/8"
9-43570	16mm	Socket 6 Pt. Std Metric	3/8"	9-4428	7"	Slide Bar	3/8"
9-43548	17mm	Socket 6 Pt. Std Metric	3/8"	9-44251	9mm	Socket 6 Pt. Std Metric	1/2"
9-43579	18mm	Socket 6 Pt. Std Metric	3/8"	9-44252	10mm	Socket 6 Pt. Std Metric	1/2"
9-43549	19mm	Socket 6 Pt. Std Metric	3/8"	9-44253	11mm	Socket 6 Pt. Std Metric	1/2"
9-43580	20mm	Socket 6 Pt. Std Metric	3/8"	9-44254	12mm	Socket 6 Pt. Std Metric	1/2"
9-43584	21mm	Socket 6 Pt. Std Metric	3/8"	9-44255	13mm	Socket 6 Pt. Std Metric	1/2"
9-43585	22mm	Socket 6 Pt. Std Metric	3/8"	9-44256	14mm	Socket 6 Pt. Std Metric	1/2"
9-44294	6mm	Socket 12 Pt. Std Metric	3/8"	9-44257	15mm	Socket 6 Pt. Std Metric	1/2"
9-44295	7mm	Socket 12 Pt. Std Metric	3/8"	9-44273	16mm	Socket 6 Pt. Std Metric	1/2"
9-44296	8mm	Socket 12 Pt. Std Metric	3/8"	9-44258	17mm	Socket 6 Pt. Std Metric	1/2"
9-44301	9mm	Socket 12 Pt. Std Metric	3/8"	9-44228	18mm	Socket 6 Pt. Std Metric	1/2"
9-44302	10mm	Socket 12 Pt. Std Metric	3/8"	9-44259	19mm	Socket 6 Pt. Std Metric	1/2"
9-44309	11mm	Socket 12 Pt. Std Metric	3/8"	9-44278	21mm	Socket 6 Pt. Std Metric	1/2"
9-44303	12mm	Socket 12 Pt. Std Metric	3/8"	9-44231	9mm	Socket 12 Pt. Std Metric	1/2"
9-44304	13mm	Socket 12 Pt. Std Metric	3/8"	9-44232	10mm	Socket 12 Pt. Std Metric	1/2"
9-44305	14mm	Socket 12 Pt. Std Metric	3/8"	9-44229	11mm	Socket 12 Pt. Std Metric	1/2"
9-44306	15mm	Socket 12 Pt. Std Metric	3/8"	9-44233	12mm	Socket 12 Pt. Std Metric	1/2"
9-44311	16mm	Socket 12 Pt. Std Metric	3/8"	9-44234	13mm	Socket 12 Pt. Std Metric	1/2"
9-44307	17mm	Socket 12 Pt. Std Metric	3/8"	9-44235	14mm	Socket 12 Pt. Std Metric	1/2"

263 Pc. Metric Mechanic's Tool Set – continued

Part #	Size	Description	Drive	Part #	Size	Description	Drive
9-44236	15mm	Socket 12 Pt. Std Metric	1/2"	9-42925	18mm	Combination Wrench Metric	
9-44266	16mm	Socket 12 Pt. Std Metric	1/2"	9-42921	19mm	Combination Wrench Metric	
9-44237	17mm	Socket 12 Pt. Std Metric	1/2"	9-42937	20mm	Combination Wrench Metric	
9-44267	18mm	Socket 12 Pt. Std Metric	1/2"	9-42938	21mm	Combination Wrench Metric	
9-44238	19mm	Socket 12 Pt. Std Metric	1/2"	9-42922	22mm	Combination Wrench Metric	
9-44268	20mm	Socket 12 Pt. Std Metric	1/2"	9-42939	23mm	Combination Wrench Metric	
9-44249	21mm	Socket 12 Pt. Std Metric	1/2"	9-42568	8mm	Full Polish Ratcheting Combination Wrench Metric	
9-44239	22mm	Socket 12 Pt. Std Metric	1/2"	9-42569	10mm	Full Polish Ratcheting Combination Wrench Metric	
9-44240	23mm	Socket 12 Pt. Std Metric	1/2"	9-42570	12mm	Full Polish Ratcheting Combination Wrench Metric	
9-44242	24mm	Socket 12 Pt. Std Metric	1/2"	9-42571	13mm	Full Polish Ratcheting Combination Wrench Metric	
9-44269	25mm	Socket 12 Pt. Std Metric	1/2"	9-42572	14mm	Full Polish Ratcheting Combination Wrench Metric	
9-44272	26mm	Socket 12 Pt. Std Metric	1/2"	9-42573	15mm	Full Polish Ratcheting Combination Wrench Metric	
9-44243	27mm	Socket 12 Pt. Std Metric	1/2"	9-42575	17mm	Full Polish Ratcheting Combination Wrench Metric	
9-44276	28mm	Socket 12 Pt. Std Metric	1/2"	9-42576	18mm	Full Polish Ratcheting Combination Wrench Metric	
9-44244	30mm	Socket 12 Pt. Std Metric	1/2"	9-44176	10 x 12mm	Flare Nut Wrench Metric	
9-44245	32mm	Socket 12 Pt. Std Metric	1/2"	9-44177	13 x 14mm	Flare Nut Wrench Metric	
9-44441	13mm	Socket 12 Pt. Deep Metric	1/2"	9-44178	15 x 17mm	Flare Nut Wrench Metric	
9-44444	14mm	Socket 12 Pt. Deep Metric	1/2"	9-44179	19 x 21mm	Flare Nut Wrench Metric	
9-44442	15mm	Socket 12 Pt. Deep Metric	1/2"	9-46677	20 Pc.	Hex Key Set Metric	
9-44443	16mm	Socket 12 Pt. Deep Metric	1/2"	9-41586	5/16" x 1-3/4"	Slotted Screwdriver	
9-44445	17mm	Socket 12 Pt. Deep Metric	1/2"	9-41589	1/8" x 4"	Slotted Screwdriver	
9-44459	18mm	Socket 12 Pt. Deep Metric	1/2"	9-41581	3/16" x 4"	Slotted Screwdriver	
9-44446	19mm	Socket 12 Pt. Deep Metric	1/2"	9-41583	1/4" x 4"	Slotted Screwdriver	
9-44462	20mm	Socket 12 Pt. Deep Metric	1/2"	9-41584	1/4" x 6"	Slotted Screwdriver	
9-44447	21mm	Socket 12 Pt. Deep Metric	1/2"	9-41587	5/16" x 8"	Slotted Screwdriver	
9-44448	22mm	Socket 12 Pt. Deep Metric	1/2"	9-4151	Stubby	Slotted Screwdriver	
9-44463	24mm	Socket 12 Pt. Deep Metric	1/2"	9-41293	#0	Phillips Screwdriver	
9-44449	27mm	Socket 12 Pt. Deep Metric	1/2"	9-41294	#1 x 3"	Phillips Screwdriver	
9-43327	5/8"	Spark Plug Socket	1/2"	9-41295	#2 x 4"	Phillips Screwdriver	
9-44241	13/16"	Spark Plug Socket	1/2"	9-41297	#3	Phillips Screwdriver	
9-44809		QR Ratchet	1/2"	9-41298	#4	Phillips Screwdriver	
9-44133	3"	Extension Bar	1/2"	9-41296	#2 x 8"	Phillips Screwdriver	
9-44131	6"	Extension Bar	1/2"	9-4118	#2	Phillips Screwdriver	
9-44132	10"	Extension Bar	1/2"	9-41981	5mm	Nut Driver Metric	
9-4259	5/8"	Adapter	1/2"	9-41982	6mm	Nut Driver Metric	
9-4425		Universal Joint	1/2"	9-41983	7mm	Nut Driver Metric	
9-44201	15"	Flex T-Handle	1/2"	9-41984	8mm	Nut Driver Metric	
9-44152	9"	Slide Bar	1/2"	9-41985	9mm	Nut Driver Metric	
9-42909	6mm	Combination Wrench Metric		9-41986	10mm	Nut Driver Metric	
9-42911	7mm	Combination Wrench Metric		9-41987	11mm	Nut Driver Metric	
9-42912	8mm	Combination Wrench Metric		9-41473	T-10	Torx® Screwdriver	
9-42913	9mm	Combination Wrench Metric		9-41474	T-15	Torx® Screwdriver	
9-42914	10mm	Combination Wrench Metric		9-41475	T-20	Torx® Screwdriver	
9-42915	11mm	Combination Wrench Metric		9-41476	T-25	Torx® Screwdriver	
9-42916	12mm	Combination Wrench Metric		9-41477	T-30	Torx® Screwdriver	
9-42917	13mm	Combination Wrench Metric		9-45102	6"	Long Needle Nose Pliers	
9-42918	14mm	Combination Wrench Metric		9-45074	7"	Diagonal Cutting Pliers	
9-42919	15mm	Combination Wrench Metric		9-45379	8"	Slip Joint Pliers	
9-42924	16mm	Combination Wrench Metric		9-45381	9-1/2"	Arc Joint Pliers	
9-42929	17mm	Combination Wrench Metric		9-38464	12 oz.	Ball Pein Hammer	

9-2122 56 Pc. Industrial Maintenance Add-On Tool Set

Part #	Size	Description	Drive	Part #	Size	Description	Drive
9-43261	3/8"	Socket 6 Pt. Flex Inch	3/8"	9-4458		Stud Extractor	1/2"
9-43262	7/16"	Socket 6 Pt. Flex Inch	3/8"	9-43361	1/4" x 5/16"	Offset Ratcheting Box End Wrench Inch	
9-43263	1/2"	Socket 6 Pt. Flex Inch	3/8"	9-43362	3/8" x 7/16"	Offset Ratcheting Box End Wrench Inch	
9-43264	9/16"	Socket 6 Pt. Flex Inch	3/8"	9-43363	1/2" x 9/16"	Offset Ratcheting Box End Wrench Inch	
9-43265	5/8"	Socket 6 Pt. Flex Inch	3/8"	9-43364	5/8" x 3/4"	Offset Ratcheting Box End Wrench Inch	
9-43266	11/16"	Socket 6 Pt. Flex Inch	3/8"	9-43365	11/16" x 7/8"	Offset Ratcheting Box End Wrench Inch	
9-43267	3/4"	Socket 6 Pt. Flex Inch	3/8"	9-44602	6"	Adjustable Wrench	
9-43322	5/8"	Socket 6 Pt. Spark Plug	3/8"	9-44604	10"	Adjustable Wrench	
9-43323	13/16"	Socket 6 Pt. Spark Plug	3/8"	9-44174	3/8" x 7/16"	Flare Nut Wrench Inch	
9-44815	3/8"	Quick Release Teardrop Ratchet	3/8"	9-44171	1/2" x 9/16"	Flare Nut Wrench Inch	
9-44262	10"	Extension Bar	3/8"	9-44173	5/8" x 11/16"	Flare Nut Wrench Inch	
9-44363	10"	Flex T-Handle	3/8"	9-44172	3/4" x 7/8"	Flare Nut Wrench Inch	
9-47501	7/16"	Socket 12 Pt. Std Inch	1/2"	9-44587	1-1/4" x 1-5/16"	Open End Wrench Inch	
9-47502	1/2"	Socket 12 Pt. Std Inch	1/2"	9-44588	1-3/8" x 1-7/16"	Open End Wrench Inch	
9-47503	9/16"	Socket 12 Pt. Std Inch	1/2"	9-44589	1-1/2" x 1-5/8"	Open End Wrench Inch	
9-47505	5/8"	Socket 12 Pt. Std Inch	1/2"	9-43934	1-1/16" x 1-1/4"	Box End Wrench Inch	
9-47507	11/16"	Socket 12 Pt. Std Inch	1/2"	9-43935	1-1/8" x 1-5/16"	Box End Wrench Inch	
9-47508	3/4"	Socket 12 Pt. Std Inch	1/2"	9-43936	1-7/16" x 1-1/2"	Box End Wrench Inch	
9-47511	13/16"	Socket 12 Pt. Std Inch	1/2"	9-4118	#2 x 1-1/2"	Phillips Screwdriver	
9-47512	7/8"	Socket 12 Pt. Std Inch	1/2"	9-41296	#2 x 8"	Phillips Screwdriver	
9-47513	15/16"	Socket 12 Pt. Std Inch	1/2"	9-41298	#4 x 8"	Phillips Screwdriver	
9-47514	1"	Socket 12 Pt. Std Inch	1/2"	9-4151	1/4" x 1-1/2"	Slotted Screwdriver	
9-47515	1-1/16"	Socket 12 Pt. Std Inch	1/2"	9-41582	3/16" x 9"	Slotted Screwdriver	
9-47516	1-1/8"	Socket 12 Pt. Std Inch	1/2"	9-41588	3/8" x 12"	Slotted Screwdriver	
9-47517	1-1/4"	Socket 12 Pt. Std Inch	1/2"	9-4513	5"	Ignition Pliers	
9-44816		Quick Release Teardrop Ratchet	1/2"	9-47705		Hose Clamp Pliers	
9-44132	10"	Extension Bar	1/2"	9-38467	32 oz.	Ball Pein Hammer	
9-44202	18"	Flex T-Handle	1/2"	9-31277	8"	Half Round Bastard File	

Set Contents

9-2124 158 Pc. Standard Basic Industrial Maintenance Tool Set

Part #	Size	Description	Drive	Part #	Size	Description	Drive
9-44331	3/8"	Socket 12 Pt. Std Inch	3/8"	9-47781	1-7/16"	Socket 12 Pt. Std Inch	3/4"
9-44332	7/16"	Socket 12 Pt. Std Inch	3/8"	9-47782	1-1/2"	Socket 12 Pt. Std Inch	3/4"
9-44333	1/2"	Socket 12 Pt. Std Inch	3/8"	9-47783	1-5/8"	Socket 12 Pt. Std Inch	3/4"
9-44334	9/16"	Socket 12 Pt. Std Inch	3/8"	9-47784	1-11/16"	Socket 12 Pt. Std Inch	3/4"
9-44335	5/8"	Socket 12 Pt. Std Inch	3/8"	9-47785	1-3/4"	Socket 12 Pt. Std Inch	3/4"
9-44336	11/16"	Socket 12 Pt. Std Inch	3/8"	9-47786	1-13/16"	Socket 12 Pt. Std Inch	3/4"
9-44337	3/4"	Socket 12 Pt. Std Inch	3/8"	9-47787	1-7/8"	Socket 12 Pt. Std Inch	3/4"
9-44338	13/16"	Socket 12 Pt. Std Inch	3/8"	9-47788	2"	Socket 12 Pt. Std Inch	3/4"
9-44339	7/8"	Socket 12 Pt. Std Inch	3/8"	9-44804	3/4"	Quick Release Teardrop Ratchet	3/4"
9-44352	15/16"	Socket 12 Pt. Std Inch	3/8"	9-4440	5"	Extension Bar	3/4"
9-44353	1"	Socket 12 Pt. Std Inch	3/8"	9-4441	8"	Extension Bar	3/4"
9-43333	3/8"	Socket 6 Pt. Deep Inch	3/8"	9-4442	16"	Extension Bar	3/4"
9-43331	7/16"	Socket 6 Pt. Deep Inch	3/8"	9-4443	18"	Slide Bar Handle	3/4"
9-43332	1/2"	Socket 6 Pt. Deep Inch	3/8"	9-4431	18"	Flex T-Handle	3/4"
9-43334	9/16"	Socket 6 Pt. Deep Inch	3/8"	9-44693	3/8"	Combination Wrench Inch	
9-43335	5/8"	Socket 6 Pt. Deep Inch	3/8"	9-44694	7/16"	Combination Wrench Inch	
9-43336	11/16"	Socket 6 Pt. Deep Inch	3/8"	9-44695	1/2"	Combination Wrench Inch	
9-43337	3/4"	Socket 6 Pt. Deep Inch	3/8"	9-44696	9/16"	Combination Wrench Inch	
9-43338	13/16"	Socket 6 Pt. Deep Inch	3/8"	9-44697	5/8"	Combination Wrench Inch	
9-43339	7/8"	Socket 6 Pt. Deep Inch	3/8"	9-44698	11/16"	Combination Wrench Inch	
9-43328	15/16"	Socket 6 Pt. Deep Inch	3/8"	9-44701	3/4"	Combination Wrench Inch	
9-43329	1"	Socket 6 Pt. Deep Inch	3/8"	9-44702	13/16"	Combination Wrench Inch	
9-43324	5/8"	Socket 6 Pt. Spark Plug	3/8"	9-44703	7/8"	Combination Wrench Inch	
9-43325	13/16"	Socket 6 Pt. Spark Plug	3/8"	9-44704	15/16"	Combination Wrench Inch	
9-44808	3/8"	Quick Release Teardrop Ratchet	3/8"	9-44705	1"	Combination Wrench Inch	
9-43537	1-1/2"	1-1/2" Extension Bar	3/8"	9-44706	1-1/16"	Combination Wrench Inch	
9-44264	3"	Extension Bar	3/8"	9-44707	1-1/8"	Combination Wrench Inch	
9-44261	6"	Extension Bar	3/8"	9-44708	1-1/4"	Combination Wrench Inch	
9-4435		Universal Joint	3/8"	9-43919	1/4" x 5/16"	Box End Wrench Inch	
9-44271	16"	Speeder Bar	3/8"	9-43922	3/8" x 7/16"	Box End Wrench Inch	
9-4428	7"	Slide Bar	3/8"	9-43923	1/2" x 9/16"	Box End Wrench Inch	
9-44053	3/8"	Socket 6 Pt. Std Inch	1/2"	9-43926	5/8" x 3/4"	Box End Wrench Inch	
9-44054	7/16"	Socket 6 Pt. Std Inch	1/2"	9-43927	11/16" x 13/16"	Box End Wrench Inch	
9-44055	1/2"	Socket 6 Pt. Std Inch	1/2"	9-43928	3/4" x 7/8"	Box End Wrench Inch	
9-44056	9/16"	Socket 6 Pt. Std Inch	1/2"	9-43929	15/16" x 1"	Box End Wrench Inch	
9-44057	5/8"	Socket 6 Pt. Std Inch	1/2"	9-46683	14 Pc.	Short and Long Arm Hex Key Set	
9-44058	11/16"	Socket 6 Pt. Std Inch	1/2"	9-41293	#0 x 2-1/2"	Phillips Screwdriver	
9-44059	3/4"	Socket 6 Pt. Std Inch	1/2"	9-41294	#1 x 3"	Phillips Screwdriver	
9-44063	13/16"	Socket 6 Pt. Std Inch	1/2"	9-41295	#2 x 4"	Phillips Screwdriver	
9-44064	7/8"	Socket 6 Pt. Std Inch	1/2"	9-41297	#3 x 6"	Phillips Screwdriver	
9-44065	15/16"	Socket 6 Pt. Std Inch	1/2"	9-41589	1/8" x 4"	Slotted Screwdriver	
9-44066	1"	Socket 6 Pt. Std Inch	1/2"	9-41581	3/16" x 4"	Slotted Screwdriver	
9-44067	1 1/16"	Socket 6 Pt. Std Inch	1/2"	9-41584	1/4" x 6"	Slotted Screwdriver	
9-44068	1 1/8"	Socket 6 Pt. Std Inch	1/2"	9-41587	5/16" x 8"	Slotted Screwdriver	
9-44052	1 3/16"	Socket 6 Pt. Std Inch	1/2"	9-41586	5/16" 1-3/4"	Slotted Screwdriver	
9-44069	1 1/4"	Socket 6 Pt. Std Inch	1/2"	9-41977	3/16"	Nutdriver Inch	
9-47582	1/2"	Socket 6 Pt. Deep Inch	1/2"	9-41971	1/4"	Nutdriver Inch	
9-47583	9/16"	Socket 6 Pt. Deep Inch	1/2"	9-41972	5/16"	Nutdriver Inch	
9-47584	5/8"	Socket 6 Pt. Deep Inch	1/2"	9-41973	11/32"	Nutdriver Inch	
9-47585	11/16"	Socket 6 Pt. Deep Inch	1/2"	9-41974	3/8"	Nutdriver Inch	
9-47586	3/4"	Socket 6 Pt. Deep Inch	1/2"	9-41975	7/16"	Nutdriver Inch	
9-47587	13/16"	Socket 6 Pt. Deep Inch	1/2"	9-41976	1/2"	Nutdriver Inch	
9-47588	7/8"	Socket 6 Pt. Deep Inch	1/2"	9-45379	8"	Slip Joint Pliers	
9-47589	15/16"	Socket 6 Pt. Deep Inch	1/2"	9-45385	7"	Arc Joint Pliers	
9-47591	1"	Socket 6 Pt. Deep Inch	1/2"	9-45074	7"	Diagonal Cut Pliers	
9-47592	1 1/16"	Socket 6 Pt. Deep Inch	1/2"	9-45715	10"	Straight Jaw Locking Pliers	
9-47593	1 1/8"	Socket 6 Pt. Deep Inch	1/2"	9-45104	6"	Bent Needle Nose Pliers	
9-43327	5/8"	Socket 6 Pt. Spark Plug	1/2"	9-42881	1/16"	Pin Punch	
9-44241	13/16"	Socket 6 Pt. Spark Plug	1/2"	9-42882	3/32"	Pin Punch	
9-44809	1/2"	Quick Release Teardrop Ratchet	1/2"	9-42883	1/8"	Pin Punch	
9-44133	3"	Extension Bar	1/2"	9-42884	5/32"	Pin Punch	
9-44131	6"	Extension Bar	1/2"	9-42885	3/16"	Pin Punch	
9-4425		Universal Joint	1/2"	9-42886	1/4"	Pin Punch	
9-44161	18"	Speeder Bar	1/2"	9-42841	3/8"	Prick Punch	
9-44151	15"	Slide Bar	1/2"	9-42861	1/2"	Center Punch	
9-47773	1"	Socket 12 Pt. Std Inch	3/4"	9-42852	5/8" x 12"	Cold Chisel	
9-47774	1-1/16"	Socket 12 Pt. Std Inch	3/4"	9-42853	3/4" x 12"	Cold Chisel	
9-47775	1-1/8"	Socket 12 Pt. Std Inch	3/4"	9-31284	6"	Round Bastard File	
9-47776	1-3/16"	Socket 12 Pt. Std Inch	3/4"	9-31264	10"	Mill File	
9-47777	1-1/4"	Socket 12 Pt. Std Inch	3/4"	9-42892	16"	Rolling Wedge Bar	
9-47778	1-5/16"	Socket 12 Pt. Std Inch	3/4"	9-37396	1/2" x 12"	Locking Tape Measure	
9-47779	1-3/8"	Socket 12 Pt. Std Inch	3/4"	9-38292	12 oz.	Plastic Tip Hammer	
				9-38464	12 oz.	Ball Pein Hammer	

9-2150 105 Pc. Six Point Metric Accessory Set

Part #	Size	Description	Drive	Part #	Size	Description	Drive
9-43505	4mm	Socket 6 Pt. Std Metric	1/4"	9-43509	11mm	Socket 6 Pt. Std Metric	1/4"
9-43501	5mm	Socket 6 Pt. Std Metric	1/4"	9-43513	12mm	Socket 6 Pt. Std Metric	1/4"
9-43511	5.5mm	Socket 6 Pt. Std Metric	1/4"	9-43514	13mm	Socket 6 Pt. Std Metric	1/4"
9-43502	6mm	Socket 6 Pt. Std Metric	1/4"	9-43512	14mm	Socket 6 Pt. Std Metric	1/4"
9-43503	7mm	Socket 6 Pt. Std Metric	1/4"	9-43515	15mm	Socket 6 Pt. Std Metric	1/4"
9-43504	8mm	Socket 6 Pt. Std Metric	1/4"	9-44401	4mm	Socket 6 Pt. Deep Metric	1/4"
9-43507	9mm	Socket 6 Pt. Std Metric	1/4"	9-44402	5mm	Socket 6 Pt. Deep Metric	1/4"
9-43508	10mm	Socket 6 Pt. Std Metric	1/4"	9-44403	6mm	Socket 6 Pt. Deep Metric	1/4"

105 Pc. Six Point Metric Accessory Set – continued

Part #	Size	Description	Drive	Part #	Size	Description	Drive
9-43505	4mm	Socket 6 Pt. Std Metric	1/4"	9-43201	10mm	Socket 6 Pt. Flex Metric	3/8"
9-43501	5mm	Socket 6 Pt. Std Metric	1/4"	9-43202	11mm	Socket 6 Pt. Flex Metric	3/8"
9-43511	5.5mm	Socket 6 Pt. Std Metric	1/4"	9-43203	12mm	Socket 6 Pt. Flex Metric	3/8"
9-43502	6mm	Socket 6 Pt. Std Metric	1/4"	9-43204	13mm	Socket 6 Pt. Flex Metric	3/8"
9-43503	7mm	Socket 6 Pt. Std Metric	1/4"	9-43205	14mm	Socket 6 Pt. Flex Metric	3/8"
9-43504	8mm	Socket 6 Pt. Std Metric	1/4"	9-43206	15mm	Socket 6 Pt. Flex Metric	3/8"
9-43507	9mm	Socket 6 Pt. Std Metric	1/4"	9-43207	16mm	Socket 6 Pt. Flex Metric	3/8"
9-43508	10mm	Socket 6 Pt. Std Metric	1/4"	9-43208	17mm	Socket 6 Pt. Flex Metric	3/8"
9-43509	11mm	Socket 6 Pt. Std Metric	1/4"	9-43209	18mm	Socket 6 Pt. Flex Metric	3/8"
9-43513	12mm	Socket 6 Pt. Std Metric	1/4"	9-43211	19mm	Socket 6 Pt. Flex Metric	3/8"
9-43514	13mm	Socket 6 Pt. Std Metric	1/4"	9-44251	9mm	Socket 6 Pt. Std Metric	1/2"
9-43512	14mm	Socket 6 Pt. Std Metric	1/4"	9-44252	10mm	Socket 6 Pt. Std Metric	1/2"
9-43515	15mm	Socket 6 Pt. Std Metric	1/4"	9-44253	11mm	Socket 6 Pt. Std Metric	1/2"
9-44401	4mm	Socket 6 Pt. Deep Metric	1/4"	9-44254	12mm	Socket 6 Pt. Std Metric	1/2"
9-44402	5mm	Socket 6 Pt. Deep Metric	1/4"	9-44255	13mm	Socket 6 Pt. Std Metric	1/2"
9-44403	6mm	Socket 6 Pt. Deep Metric	1/4"	9-44256	14mm	Socket 6 Pt. Std Metric	1/2"
9-44404	7mm	Socket 6 Pt. Deep Metric	1/4"	9-44257	15mm	Socket 6 Pt. Std Metric	1/2"
9-44405	8mm	Socket 6 Pt. Deep Metric	1/4"	9-44273	16mm	Socket 6 Pt. Std Metric	1/2"
9-44406	9mm	Socket 6 Pt. Deep Metric	1/4"	9-44258	17mm	Socket 6 Pt. Std Metric	1/2"
9-44407	10mm	Socket 6 Pt. Deep Metric	1/4"	9-44228	18mm	Socket 6 Pt. Std Metric	1/2"
9-44408	11mm	Socket 6 Pt. Deep Metric	1/4"	9-44259	19mm	Socket 6 Pt. Std Metric	1/2"
9-44409	12mm	Socket 6 Pt. Deep Metric	1/4"	9-44274	20mm	Socket 6 Pt. Std Metric	1/2"
9-44411	13mm	Socket 6 Pt. Deep Metric	1/4"	9-44278	21mm	Socket 6 Pt. Std Metric	1/2"
9-44412	14mm	Socket 6 Pt. Deep Metric	1/4"	9-44265	22mm	Socket 6 Pt. Std Metric	1/2"
9-44410	15mm	Socket 6 Pt. Deep Metric	1/4"	9-42863	6mm	Combination Wrench Metric	
9-43516	6mm	Socket 6 Pt. Std Metric	3/8"	9-42864	7mm	Combination Wrench Metric	
9-43533	7mm	Socket 6 Pt. Std Metric	3/8"	9-42865	8mm	Combination Wrench Metric	
9-43536	8mm	Socket 6 Pt. Std Metric	3/8"	9-42866	9mm	Combination Wrench Metric	
9-43541	9mm	Socket 6 Pt. Std Metric	3/8"	9-42867	10mm	Combination Wrench Metric	
9-43542	10mm	Socket 6 Pt. Std Metric	3/8"	9-42868	11mm	Combination Wrench Metric	
9-43543	11mm	Socket 6 Pt. Std Metric	3/8"	9-42869	12mm	Combination Wrench Metric	
9-43544	12mm	Socket 6 Pt. Std Metric	3/8"	9-42870	13mm	Combination Wrench Metric	
9-43545	13mm	Socket 6 Pt. Std Metric	3/8"	9-42871	14mm	Combination Wrench Metric	
9-43546	14mm	Socket 6 Pt. Std Metric	3/8"	9-42872	15mm	Combination Wrench Metric	
9-43547	15mm	Socket 6 Pt. Std Metric	3/8"	9-42873	16mm	Combination Wrench Metric	
9-43570	16mm	Socket 6 Pt. Std Metric	3/8"	9-42874	17mm	Combination Wrench Metric	
9-43548	17mm	Socket 6 Pt. Std Metric	3/8"	9-42875	18mm	Combination Wrench Metric	
9-43579	18mm	Socket 6 Pt. Std Metric	3/8"	9-42876	19mm	Combination Wrench Metric	
9-43549	19mm	Socket 6 Pt. Std Metric	3/8"	9-44502	6 x 8mm	Open End Wrench Metric	
9-43580	20mm	Socket 6 Pt. Std Metric	3/8"	9-44503	7 x 9mm	Open End Wrench Metric	
9-43584	21mm	Socket 6 Pt. Std Metric	3/8"	9-44504	10 x 11mm	Open End Wrench Metric	
9-43585	22mm	Socket 6 Pt. Std Metric	3/8"	9-44506	12 x 14mm	Open End Wrench Metric	
9-44425	9mm	Socket 6 Pt. Deep Metric	3/8"	9-44507	13 x 15mm	Open End Wrench Metric	
9-44426	10mm	Socket 6 Pt. Deep Metric	3/8"	9-44521	16 x 18mm	Open End Wrench Metric	
9-44427	11mm	Socket 6 Pt. Deep Metric	3/8"	9-44508	17 x 19mm	Open End Wrench Metric	
9-44428	12mm	Socket 6 Pt. Deep Metric	3/8"	9-44522	20 x 22mm	Open End Wrench Metric	
9-44429	13mm	Socket 6 Pt. Deep Metric	3/8"	9-44523	21 x 23mm	Open End Wrench Metric	
9-44431	14mm	Socket 6 Pt. Deep Metric	3/8"	9-44509	22 x 24mm	Open End Wrench Metric	
9-44432	15mm	Socket 6 Pt. Deep Metric	3/8"	9-44515	24 x 26mm	Open End Wrench Metric	
9-44433	16mm	Socket 6 Pt. Deep Metric	3/8"	9-44516	25 x 27mm	Open End Wrench Metric	
9-44434	17mm	Socket 6 Pt. Deep Metric	3/8"	9-44518	28 x 30mm	Open End Wrench Metric	
9-44435	18mm	Socket 6 Pt. Deep Metric	3/8"	9-44519	30 x 32mm	Open End Wrench Metric	
9-44436	19mm	Socket 6 Pt. Deep Metric	3/8"				

9-2155 113 Pc. Twelve Point Metric Accessory Set

Part #	Size	Description	Drive	Part #	Size	Description	Drive
9-44294	6mm	Socket 12 Pt. Std Metric	3/8"	9-44233	12mm	Socket 12 Pt. Std Metric	1/2"
9-44295	7mm	Socket 12 Pt. Std Metric	3/8"	9-44234	13mm	Socket 12 Pt. Std Metric	1/2"
9-44296	8mm	Socket 12 Pt. Std Metric	3/8"	9-44235	14mm	Socket 12 Pt. Std Metric	1/2"
9-44301	9mm	Socket 12 Pt. Std Metric	3/8"	9-44236	15mm	Socket 12 Pt. Std Metric	1/2"
9-44302	10mm	Socket 12 Pt. Std Metric	3/8"	9-44266	16mm	Socket 12 Pt. Std Metric	1/2"
9-44309	11mm	Socket 12 Pt. Std Metric	3/8"	9-44237	17mm	Socket 12 Pt. Std Metric	1/2"
9-44303	12mm	Socket 12 Pt. Std Metric	3/8"	9-44267	18mm	Socket 12 Pt. Std Metric	1/2"
9-44304	13mm	Socket 12 Pt. Std Metric	3/8"	9-44238	19mm	Socket 12 Pt. Std Metric	1/2"
9-44305	14mm	Socket 12 Pt. Std Metric	3/8"	9-44268	20mm	Socket 12 Pt. Std Metric	1/2"
9-44306	15mm	Socket 12 Pt. Std Metric	3/8"	9-44249	21mm	Socket 12 Pt. Std Metric	1/2"
9-44311	16mm	Socket 12 Pt. Std Metric	3/8"	9-44239	22mm	Socket 12 Pt. Std Metric	1/2"
9-44307	17mm	Socket 12 Pt. Std Metric	3/8"	9-44240	23mm	Socket 12 Pt. Std Metric	1/2"
9-44312	18mm	Socket 12 Pt. Std Metric	3/8"	9-44242	24mm	Socket 12 Pt. Std Metric	1/2"
9-44308	19mm	Socket 12 Pt. Std Metric	3/8"	9-44269	25mm	Socket 12 Pt. Std Metric	1/2"
9-44314	21mm	Socket 12 Pt. Std Metric	3/8"	9-44272	26mm	Socket 12 Pt. Std Metric	1/2"
9-44413	9mm	Socket 12 Pt. Deep Metric	3/8"	9-44243	27mm	Socket 12 Pt. Std Metric	1/2"
9-44414	10mm	Socket 12 Pt. Deep Metric	3/8"	9-44276	28mm	Socket 12 Pt. Std Metric	1/2"
9-44415	11mm	Socket 12 Pt. Deep Metric	3/8"	9-44230	29mm	Socket 12 Pt. Std Metric	1/2"
9-44416	12mm	Socket 12 Pt. Deep Metric	3/8"	9-44244	30mm	Socket 12 Pt. Std Metric	1/2"
9-44417	13mm	Socket 12 Pt. Deep Metric	3/8"	9-44245	32mm	Socket 12 Pt. Std Metric	1/2"
9-44418	14mm	Socket 12 Pt. Deep Metric	3/8"	9-44248	36mm	Socket 12 Pt. Std Metric	1/2"
9-44419	15mm	Socket 12 Pt. Deep Metric	3/8"	9-44438	10mm	Socket 12 Pt. Deep Metric	1/2"
9-44421	16mm	Socket 12 Pt. Deep Metric	3/8"	9-44439	11mm	Socket 12 Pt. Deep Metric	1/2"
9-44422	17mm	Socket 12 Pt. Deep Metric	3/8"	9-44440	12mm	Socket 12 Pt. Deep Metric	1/2"
9-44423	18mm	Socket 12 Pt. Deep Metric	3/8"	9-44441	13mm	Socket 12 Pt. Deep Metric	1/2"
9-44424	19mm	Socket 12 Pt. Deep Metric	3/8"	9-44444	14mm	Socket 12 Pt. Deep Metric	1/2"
9-44297	21mm	Socket 12 Pt. Deep Metric	3/8"	9-44442	15mm	Socket 12 Pt. Deep Metric	1/2"
9-44298	22mm	Socket 12 Pt. Deep Metric	3/8"	9-44443	16mm	Socket 12 Pt. Deep Metric	1/2"
9-44231	9mm	Socket 12 Pt. Std Metric	1/2"	9-44445	17mm	Socket 12 Pt. Deep Metric	1/2"
9-44232	10mm	Socket 12 Pt. Std Metric	1/2"	9-44459	18mm	Socket 12 Pt. Deep Metric	1/2"
9-44229	11mm	Socket 12 Pt. Std Metric	1/2"	9-44446	19mm	Socket 12 Pt. Deep Metric	1/2"

Set Contents

113 Pc. Twelve Point Metric Accessory Set – continued

Part #	Size	Description	Drive	Part #	Size	Description	Drive
9-44462	20mm	Socket 12 Pt. Deep Metric	1/2"	9-44116	14mm	Full Polish Stubby Combination Wrench Metric	
9-44447	21mm	Socket 12 Pt. Deep Metric	1/2"	9-44117	15mm	Full Polish Stubby Combination Wrench Metric	
9-44448	22mm	Socket 12 Pt. Deep Metric	1/2"	9-44118	17mm	Full Polish Stubby Combination Wrench Metric	
9-44463	24mm	Socket 12 Pt. Deep Metric	1/2"	9-44119	18mm	Full Polish Stubby Combination Wrench Metric	
9-44449	27mm	Socket 12 Pt. Deep Metric	1/2"	9-44120	19mm	Full Polish Stubby Combination Wrench Metric	
9-45986	7mm	Full Polish Combination Wrench Metric		9-44122	20mm	Full Polish Stubby Combination Wrench Metric	
9-45987	8mm	Full Polish Combination Wrench Metric		9-44124	21mm	Full Polish Stubby Combination Wrench Metric	
9-45988	9mm	Full Polish Combination Wrench Metric		9-44130	22mm	Full Polish Stubby Combination Wrench Metric	
9-45989	10mm	Full Polish Combination Wrench Metric		9-42568	8mm	Full Polish Ratcheting Combination Wrench Metric	
9-45990	11mm	Full Polish Combination Wrench Metric		9-42569	10mm	Full Polish Ratcheting Combination Wrench Metric	
9-45991	12mm	Full Polish Combination Wrench Metric		9-42570	12mm	Full Polish Ratcheting Combination Wrench Metric	
9-45992	13mm	Full Polish Combination Wrench Metric		9-42571	13mm	Full Polish Ratcheting Combination Wrench Metric	
9-45993	14mm	Full Polish Combination Wrench Metric		9-42572	14mm	Full Polish Ratcheting Combination Wrench Metric	
9-45994	15mm	Full Polish Combination Wrench Metric		9-42573	15mm	Full Polish Ratcheting Combination Wrench Metric	
9-45995	16mm	Full Polish Combination Wrench Metric		9-42575	17mm	Full Polish Ratcheting Combination Wrench Metric	
9-45996	17mm	Full Polish Combination Wrench Metric		9-42576	18mm	Full Polish Ratcheting Combination Wrench Metric	
9-45997	18mm	Full Polish Combination Wrench Metric		9-42594	8 x 10mm	Double Box End Ratcheting Wrench Metric	
9-45998	19mm	Full Polish Combination Wrench Metric		9-42595	12 x 13mm	Double Box End Ratcheting Wrench Metric	
9-45956	22mm	Full Polish Combination Wrench Metric		9-42596	15 x 17mm	Double Box End Ratcheting Wrench Metric	
9-45957	23mm	Full Polish Combination Wrench Metric		9-42597	18 x 19mm	Double Box End Ratcheting Wrench Metric	
9-45958	24mm	Full Polish Combination Wrench Metric		9-44360	10 x 11mm	Full Polish Deep Offset Wrench Metric	
9-45959	25mm	Full Polish Combination Wrench Metric		9-44361	12 x 14mm	Full Polish Deep Offset Wrench Metric	
9-45960	30mm	Full Polish Combination Wrench Metric		9-44362	13 x 15mm	Full Polish Deep Offset Wrench Metric	
9-44113	10mm	Full Polish Stubby Combination Wrench Metric		9-44364	16 x 18mm	Full Polish Deep Offset Wrench Metric	
9-44114	12mm	Full Polish Stubby Combination Wrench Metric		9-44366	17 x 19mm	Full Polish Deep Offset Wrench Metric	
9-44115	13mm	Full Polish Stubby Combination Wrench Metric		9-1669		5 Sleeve Tool Roll up Pouch	

9-2160 75 Pc. Metric Accessory Set

Part #	Size	Description	Drive	Part #	Size	Description	Drive
9-43631	10mm	Crowfoot Wrench Metric	3/8"	9-42343	5.5mm	Combination Ignition Wrench Metric	
9-43632	11mm	Crowfoot Wrench Metric	3/8"	9-42344	6mm	Combination Ignition Wrench Metric	
9-43633	12mm	Crowfoot Wrench Metric	3/8"	9-42345	7mm	Combination Ignition Wrench Metric	
9-43634	13mm	Crowfoot Wrench Metric	3/8"	9-42346	8mm	Combination Ignition Wrench Metric	
9-43635	14mm	Crowfoot Wrench Metric	3/8"	9-42347	9mm	Combination Ignition Wrench Metric	
9-43636	15mm	Crowfoot Wrench Metric	3/8"	9-42348	10mm	Combination Ignition Wrench Metric	
9-43637	16mm	Crowfoot Wrench Metric	3/8"	9-42349	11mm	Combination Ignition Wrench Metric	
9-43638	17mm	Crowfoot Wrench Metric	3/8"	9-44524	5mm	Open End Ignition Wrench Metric	
9-43639	18mm	Crowfoot Wrench Metric	3/8"	9-44551	5.5mm	Open End Ignition Wrench Metric	
9-43641	19mm	Crowfoot Wrench Metric	3/8"	9-44552	6mm	Open End Ignition Wrench Metric	
9-42674	4mm	Hex Bit Socket Metric	3/8"	9-44553	7mm	Open End Ignition Wrench Metric	
9-42675	5mm	Hex Bit Socket Metric	3/8"	9-44554	8mm	Open End Ignition Wrench Metric	
9-42676	6mm	Hex Bit Socket Metric	3/8"	9-44555	9mm	Open End Ignition Wrench Metric	
9-42677	7mm	Hex Bit Socket Metric	3/8"	9-44556	10mm	Open End Ignition Wrench Metric	
9-42678	8mm	Hex Bit Socket Metric	3/8"	9-44557	11mm	Open End Ignition Wrench Metric	
9-42659	9mm	Hex Bit Socket Metric	3/8"	9-42095	9 x 11mm	Full Polish Flare Nut Wrench Metric	
9-42679	10mm	Hex Bit Socket Metric	3/8"	9-42096	10 x 12mm	Full Polish Flare Nut Wrench Metric	
9-42070	8mm	Wrench Socket Metric	3/8"	9-42097	13 x 14mm	Full Polish Flare Nut Wrench Metric	
9-42071	10mm	Wrench Socket Metric	3/8"	9-42098	15 x 17mm	Full Polish Flare Nut Wrench Metric	
9-42072	12mm	Wrench Socket Metric	3/8"	9-42099	16 x 18mm	Full Polish Flare Nut Wrench Metric	
9-42073	13mm	Wrench Socket Metric	3/8"	9-46677	20 Pc.	Short and Long Arm Hex Key Set Metric	
9-42074	14mm	Wrench Socket Metric	3/8"	9-41981	5mm	Nutdriver Metric	
9-42075	15mm	Wrench Socket Metric	3/8"	9-41982	6mm	Nutdriver Metric	
9-42076	17mm	Wrench Socket Metric	3/8"	9-41983	7mm	Nutdriver Metric	
9-42077	18mm	Wrench Socket Metric	3/8"	9-41984	8mm	Nutdriver Metric	
9-42340	4mm	Combination Ignition Wrench Metric		9-41985	9mm	Nutdriver Metric	
9-42341	4.5mm	Combination Ignition Wrench Metric		9-41986	10mm	Nutdriver Metric	
9-42342	5mm	Combination Ignition Wrench Metric		9-41987	11mm	Nutdriver Metric	

9-33062 62 Pc. Basic Small Engine Repair Tool Set

Part #	Size	Description	Drive	Part #	Size	Description	Drive
9-42999	1/4"	Socket 6 Pt. Std Inch	3/8"	9-43580	20 mm	Socket 6 Pt. Std Metric	3/8"
9-43000	5/16"	Socket 6 Pt. Std Inch	3/8"	9-43584	21 mm	Socket 6 Pt. Std Metric	3/8"
9-43001	3/8"	Socket 6 Pt. Std Inch	3/8"	9-43585	22 mm	Socket 6 Pt. Std Metric	3/8"
9-43002	5/8"	Socket 6 Pt. Std Inch	3/8"	9-43324	5/8"	Socket 6 Pt. Spark Plug Inch	3/8"
9-43003	11/16"	Socket 6 Pt. Std Inch	3/8"	9-43325	13/16"	Socket 6 Pt. Spark Plug Inch	3/8"
9-43004	3/4"	Socket 6 Pt. Std Inch	3/8"	9-43340	3/4"	Socket 6 Pt. Spark Plug Inch	3/8"
9-43005	7/16"	Socket 6 Pt. Std Inch	3/8"	9-43330	18 mm	Socket 6 Pt. Spark Plug Metric	3/8"
9-43006	1/2"	Socket 6 Pt. Std Inch	3/8"	9-45571	1/4" x 5/16"	Open End Wrench Inch	
9-43007	9/16"	Socket 6 Pt. Std Inch	3/8"	9-44572	3/8" x 7/16"	Open End Wrench Inch	
9-43008	13/16"	Socket 6 Pt. Std Inch	3/8"	9-44579	1/2" x 9/16"	Open End Wrench Inch	
9-43013	7/8"	Socket 6 Pt. Std Inch	3/8"	9-44582	5/8" x 3/4"	Open End Wrench Inch	
9-43516	6 mm	Socket 6 Pt. Std Metric	3/8"	9-44502	6 x 8 mm	Open End Wrench Metric	
9-43533	7 mm	Socket 6 Pt. Std Metric	3/8"	9-44503	7 x 9 mm	Open End Wrench Metric	
9-43536	8 mm	Socket 6 Pt. Std Metric	3/8"	9-44504	10 x 11 mm	Open End Wrench Metric	
9-43541	9 mm	Socket 6 Pt. Std Metric	3/8"	9-44506	12 x 14 mm	Open End Wrench Metric	
9-43542	10 mm	Socket 6 Pt. Std Metric	3/8"	9-44507	13 x 15 mm	Open End Wrench Metric	
9-43543	11 mm	Socket 6 Pt. Std Metric	3/8"	9-4151	3/32" x 1-1/2" Stubby	Slotted Screwdriver	
9-43544	12 mm	Socket 6 Pt. Std Metric	3/8"	9-41581	3/16" x 4"	Slotted Screwdriver	
9-43545	13 mm	Socket 6 Pt. Std Metric	3/8"	9-41421	1/8" x 2"	Slotted Screwdriver	
9-43546	14 mm	Socket 6 Pt. Std Metric	3/8"	9-41584	1/4" x 1-1/2" Stubby	Slotted Screwdriver	
9-43547	15 mm	Socket 6 Pt. Std Metric	3/8"	9-41293	#0 x 2-1/2"	Phillips Screwdriver	
9-43570	16 mm	Socket 6 Pt. Std Metric	3/8"	9-41294	#1 x 3"	Phillips Screwdriver	
9-43548	17 mm	Socket 6 Pt. Std Metric	3/8"	9-41296	#2 x 4"	Phillips Screwdriver	
9-43579	18 mm	Socket 6 Pt. Std Metric	3/8"	9-4118	#2 x 6"	Phillips Screwdriver	
9-43549	19 mm	Socket 6 Pt. Std Metric	3/8"	9-41972	5/16"	Nutdriver Inch	

62 Pc. Basic Small Engine Repair Tool Set – continued

Part #	Size	Description	Drive	Part #	Size	Description	Drive
9-1986	10mm	Nutdriver Metric		9-40811	36 Blade	Combination Gauge	
9-45379	8"	Slip Joint Pliers		9-47696		Circuit Tester	
9-40820		Spark Plug Gauge			3 Pc.	Steel Socket Carry Racks	

9-33122 122 Pc. Mechanic's Tool Set

Part #	Size	Description	Drive	Part #	Size	Description	Drive
9-43492	7/32"	Socket 6 Pt. Std Inch	1/4"	9-44332	7/16"	Socket 12 Pt. Std Inch	3/8"
9-43493	1/4"	Socket 6 Pt. Std Inch	1/4"	9-44333	1/2"	Socket 12 Pt. Std Inch	3/8"
9-43494	9/32"	Socket 6 Pt. Std Inch	1/4"	9-44334	9/16"	Socket 12 Pt. Std Inch	3/8"
9-43495	5/16"	Socket 6 Pt. Std Inch	1/4"	9-44335	5/8"	Socket 12 Pt. Std Inch	3/8"
9-43496	11/32"	Socket 6 Pt. Std Inch	1/4"	9-44336	11/16"	Socket 12 Pt. Std Inch	3/8"
9-43497	3/8"	Socket 6 Pt. Std Inch	1/4"	9-44337	3/4"	Socket 12 Pt. Std Inch	3/8"
9-43498	7/16"	Socket 6 Pt. Std Inch	1/4"	9-44301	9mm	Socket 12 Pt. Std Metric	3/8"
9-43499	1/2"	Socket 6 Pt. Std Inch	1/4"	9-44302	10mm	Socket 12 Pt. Std Metric	3/8"
9-43480	9/16"	Socket 6 Pt. Std Inch	1/4"	9-44309	11mm	Socket 12 Pt. Std Metric	3/8"
9-43511	5.5mm	Socket 6 Pt. Std Metric	1/4"	9-44303	12mm	Socket 12 Pt. Std Metric	3/8"
9-43502	6mm	Socket 6 Pt. Std Metric	1/4"	9-44304	13mm	Socket 12 Pt. Std Metric	3/8"
9-43503	7mm	Socket 6 Pt. Std Metric	1/4"	9-44305	14mm	Socket 12 Pt. Std Metric	3/8"
9-43504	8mm	Socket 6 Pt. Std Metric	1/4"	9-44306	15mm	Socket 12 Pt. Std Metric	3/8"
9-43507	9mm	Socket 6 Pt. Std Metric	1/4"	9-44311	16mm	Socket 12 Pt. Std Metric	3/8"
9-43508	10mm	Socket 6 Pt. Std Metric	1/4"	9-44307	17mm	Socket 12 Pt. Std Metric	3/8"
9-43509	11mm	Socket 6 Pt. Std Metric	1/4"	9-44312	18mm	Socket 12 Pt. Std Metric	3/8"
9-43513	12mm	Socket 6 Pt. Std Metric	1/4"	9-44308	19mm	Socket 12 Pt. Std Metric	3/8"
9-43514	13mm	Socket 6 Pt. Std Metric	1/4"	9-43333	3/8"	Socket 6 Pt. Deep Inch	3/8"
9-43512	14mm	Socket 6 Pt. Std Metric	1/4"	9-43331	7/16"	Socket 6 Pt. Deep Inch	3/8"
9-43573	1/4"	Socket 6 Pt. Deep Inch	1/4"	9-43332	1/2"	Socket 6 Pt. Deep Inch	3/8"
9-43574	9/32"	Socket 6 Pt. Deep Inch	1/4"	9-43334	9/16"	Socket 6 Pt. Deep Inch	3/8"
9-43575	5/16"	Socket 6 Pt. Deep Inch	1/4"	9-43335	5/8"	Socket 6 Pt. Deep Inch	3/8"
9-43577	3/8"	Socket 6 Pt. Deep Inch	1/4"	9-44426	10mm	Socket 6 Pt. Deep Metric	3/8"
9-43578	7/16"	Socket 6 Pt. Deep Inch	1/4"	9-44427	11mm	Socket 6 Pt. Deep Metric	3/8"
9-44404	7mm	Socket 6 Pt. Deep Metric	1/4"	9-44428	12mm	Socket 6 Pt. Deep Metric	3/8"
9-44405	8mm	Socket 6 Pt. Deep Metric	1/4"	9-44429	13mm	Socket 6 Pt. Deep Metric	3/8"
9-44406	9mm	Socket 6 Pt. Deep Metric	1/4"	9-44431	14mm	Socket 6 Pt. Deep Metric	3/8"
9-44407	10mm	Socket 6 Pt. Deep Metric	1/4"	9-44808		QR Long Ratchet	3/8"
9-44408	11mm	Socket 6 Pt. Deep Metric	1/4"	9-44261	6"	Extension Bar	3/8"
9-44807		QR Ratchet	1/4"	9-43324	5/8"	Spark Plug Socket	3/8"
9-43539	3"	Extension Bar	1/4"	9-47508	3/4"	Socket 12 Pt. Std Inch	1/2"
9-43001	3/8"	Socket 6 Pt. Std Inch	3/8"	9-47511	13/16"	Socket 12 Pt. Std Inch	1/2"
9-43002	7/16"	Socket 6 Pt. Std Inch	3/8"	9-47512	7/8"	Socket 12 Pt. Std Inch	1/2"
9-43003	1/2"	Socket 6 Pt. Std Inch	3/8"	9-47513	15/16"	Socket 12 Pt. Std Inch	1/2"
9-43004	9/16"	Socket 6 Pt. Std Inch	3/8"	9-44237	17mm	Socket 12 Pt. Std Metric	1/2"
9-43005	5/8"	Socket 6 Pt. Std Inch	3/8"	9-44267	18mm	Socket 12 Pt. Std Metric	1/2"
9-43006	11/16"	Socket 6 Pt. Std Inch	3/8"	9-44238	19mm	Socket 12 Pt. Std Metric	1/2"
9-43007	3/4"	Socket 6 Pt. Std Inch	3/8"	9-44249	21mm	Socket 12 Pt. Std Metric	1/2"
9-43542	10mm	Socket 6 Pt. Std Metric	3/8"	9-44809		QR Ratchet	1/2"
9-43544	12mm	Socket 6 Pt. Std Metric	3/8"	9-44572	3/8" x 7/16"	Open End Wrench Inch	
9-43545	13mm	Socket 6 Pt. Std Metric	3/8"	9-44579	1/2" x 9/16"	Open End Wrench Inch	
9-43546	14mm	Socket 6 Pt. Std Metric	3/8"	9-44504	10 x 11mm	Open End Wrench Metric	
9-43547	15mm	Socket 6 Pt. Std Metric	3/8"	9-44506	12 x 14mm	Open End Wrench Metric	
9-43570	16mm	Socket 6 Pt. Std Metric	3/8"	9-46693	11 Pc.	Short Hex Key Set Inch	
9-43548	17mm	Socket 6 Pt. Std Metric	3/8"	9-43373		Magnetic Handle	
9-43579	18mm	Socket 6 Pt. Std Metric	3/8"		7 Pc.	Screwdriver Bit Set	
9-44351	1/4"	Socket 12 Pt. Std Inch	3/8"		12 Pc.	Nut Driver Bit Set Inch/Metric	
9-44331	3/8"	Socket 12 Pt. Std Inch	3/8"				

9-33141 140 Pc. Standard Mechanic's Tool Set

Part #	Size	Description	Drive	Part #	Size	Description	Drive
9-43481	5/32"	Socket 6 Pt. Std Inch	1/4"	9-43004	9/16"	Socket 6 Pt. Std Inch	3/8"
9-43491	3/16"	Socket 6 Pt. Std Inch	1/4"	9-43005	5/8"	Socket 6 Pt. Std Inch	3/8"
9-43492	7/32"	Socket 6 Pt. Std Inch	1/4"	9-43006	11/16"	Socket 6 Pt. Std Inch	3/8"
9-43493	1/4"	Socket 6 Pt. Std Inch	1/4"	9-43007	3/4"	Socket 6 Pt. Std Inch	3/8"
9-43494	9/32"	Socket 6 Pt. Std Inch	1/4"	9-43008	13/16"	Socket 6 Pt. Std Inch	3/8"
9-43495	5/16"	Socket 6 Pt. Std Inch	1/4"	9-43013	7/8"	Socket 6 Pt. Std Inch	3/8"
9-43496	11/32"	Socket 6 Pt. Std Inch	1/4"	9-43020	15/16"	Socket 6 Pt. Std Inch	3/8"
9-43497	3/8"	Socket 6 Pt. Std Inch	1/4"	9-43021	1"	Socket 6 Pt. Std Inch	3/8"
9-43498	7/16"	Socket 6 Pt. Std Inch	1/4"	9-43333	3/8"	Socket 6 Pt. Deep Inch	3/8"
9-43499	1/2"	Socket 6 Pt. Std Inch	1/4"	9-43331	7/16"	Socket 6 Pt. Deep Inch	3/8"
9-43480	9/16"	Socket 6 Pt. Std Inch	1/4"	9-43332	1/2"	Socket 6 Pt. Deep Inch	3/8"
9-43571	3/16"	Socket 6 Pt. Deep Inch	1/4"	9-43334	9/16"	Socket 6 Pt. Deep Inch	3/8"
9-43572	7/32"	Socket 6 Pt. Deep Inch	1/4"	9-43335	5/8"	Socket 6 Pt. Deep Inch	3/8"
9-43573	1/4"	Socket 6 Pt. Deep Inch	1/4"	9-43336	11/16"	Socket 6 Pt. Deep Inch	3/8"
9-43574	9/32"	Socket 6 Pt. Deep Inch	1/4"	9-43337	3/4"	Socket 6 Pt. Deep Inch	3/8"
9-43575	5/16"	Socket 6 Pt. Deep Inch	1/4"	9-43338	13/16"	Socket 6 Pt. Deep Inch	3/8"
9-43576	11/32"	Socket 6 Pt. Deep Inch	1/4"	9-43339	7/8"	Socket 6 Pt. Deep Inch	3/8"
9-43577	3/8"	Socket 6 Pt. Deep Inch	1/4"	9-43328	15/16"	Socket 6 Pt. Deep Inch	3/8"
9-43578	7/16"	Socket 6 Pt. Deep Inch	1/4"	9-43329	1"	Socket 6 Pt. Deep Inch	3/8"
9-43589	1/2"	Socket 6 Pt. Deep Inch	1/4"	9-44811		QR Ratchet	3/8"
9-43587	9/16"	Socket 6 Pt. Deep Inch	1/4"	9-44264	3"	Extension Bar	3/8"
9-44807		QR Ratchet	1/4"	9-44261	6"	Extension Bar	3/8"
9-43538	1-1/2"	Extension Bar	1/4"	9-4435		Universal Joint	3/8"
9-43539	3"	Extension Bar	1/4"	9-43324	5/8"	Spark Plug Socket	3/8"
9-4280		Universal Joint	1/4"	9-43325	13/16"	Spark Plug Socket	3/8"
9-43001	3/8"	Socket 6 Pt. Std Inch	3/8"	9-47502	1/2"	Socket 12 Pt. Std Inch	1/2"
9-43002	7/16"	Socket 6 Pt. Std Inch	3/8"	9-47503	9/16"	Socket 12 Pt. Std Inch	1/2"
9-43003	1/2"	Socket 6 Pt. Std Inch	3/8"	9-47505	5/8"	Socket 12 Pt. Std Inch	1/2"

Set Contents

140 Pc. Standard Mechanic's Tool Set – continued

Part #	Size	Description	Drive	Part #	Size	Description	Drive
9-47507	11/16"	Socket 12 Pt. Std Inch	1/2"	9-44695	1/2"	Combination Wrench Inch	
9-47508	3/4"	Socket 12 Pt. Std Inch	1/2"	9-44696	9/16"	Combination Wrench Inch	
9-47511	13/16"	Socket 12 Pt. Std Inch	1/2"	9-44697	5/8"	Combination Wrench Inch	
9-47512	7/8"	Socket 12 Pt. Std Inch	1/2"	9-44698	11/16"	Combination Wrench Inch	
9-47513	15/16"	Socket 12 Pt. Std Inch	1/2"	9-44701	3/4"	Combination Wrench Inch	
9-47514	1"	Socket 12 Pt. Std Inch	1/2"	9-44702	13/16"	Combination Wrench Inch	
9-47521	1/2"	Socket 12 Pt. Deep Inch	1/2"	9-44703	7/8"	Combination Wrench Inch	
9-47522	9/16"	Socket 12 Pt. Deep Inch	1/2"	9-44174	3/8" x 7/16"	Flare Nut Wrench Inch	
9-47523	5/8"	Socket 12 Pt. Deep Inch	1/2"	9-44171	1/2" x 9/16"	Flare Nut Wrench Inch	
9-47524	11/16"	Socket 12 Pt. Deep Inch	1/2"	9-44173	5/8" x 11/16"	Flare Nut Wrench Inch	
9-47525	3/4"	Socket 12 Pt. Deep Inch	1/2"	9-44172	3/4" x 7/8"	Flare Nut Wrench Inch	
9-47527	13/16"	Socket 12 Pt. Deep Inch	1/2"	9-44475	3/8" x 7/16"	Tappet Wrench Inch	
9-47528	7/8"	Socket 12 Pt. Deep Inch	1/2"	9-44472	1/2" x 9/16"	Tappet Wrench Inch	
9-47529	15/16"	Socket 12 Pt. Deep Inch	1/2"	9-44473	5/8" x 11/16"	Tappet Wrench Inch	
9-47531	1"	Socket 12 Pt. Deep Inch	1/2"	9-44474	3/4" x 7/8"	Tappet Wrench Inch	
9-44809		QR Ratchet	1/2"	9-42319	10 Pc.	Combination Ignition Wrench Set Inch	
9-44133	3"	Extension Bar	1/2"	9-41971	1/4"	Nut Driver Inch	
9-44131	6"	Extension Bar	1/2"	9-41972	5/16"	Nut Driver Inch	
9-44699	1/4"	Combination Wrench Inch		9-41974	3/8"	Nut Driver Inch	
9-44691	5/16"	Combination Wrench Inch		9-41975	7/16"	Nut Driver Inch	
9-44692	11/32"	Combination Wrench Inch		9-41976	1/2"	Nut Driver Inch	
9-44693	3/8"	Combination Wrench Inch		9-43373		Magnetic Handle	
9-44694	7/16"	Combination Wrench Inch		—	10 Pc.	Screwdriver Bit Set	
				9-46696	20 Pc.	Hex Key Set Inch	

9-33246 246 Pc. Mechanic's Tool Set

Part #	Size	Description	Drive	Part #	Size	Description	Drive
9-43481	5/32"	Socket 6 Pt. Std Inch	1/4"	9-43003	1/2"	Socket 6 Pt. Std Inch	3/8"
9-43491	3/16"	Socket 6 Pt. Std Inch	1/4"	9-43004	9/16"	Socket 6 Pt. Std Inch	3/8"
9-43492	7/32"	Socket 6 Pt. Std Inch	1/4"	9-43005	5/8"	Socket 6 Pt. Std Inch	3/8"
9-43493	1/4"	Socket 6 Pt. Std Inch	1/4"	9-43006	11/16"	Socket 6 Pt. Std Inch	3/8"
9-43494	9/32"	Socket 6 Pt. Std Inch	1/4"	9-43007	3/4"	Socket 6 Pt. Std Inch	3/8"
9-43495	5/16"	Socket 6 Pt. Std Inch	1/4"	9-43008	13/16"	Socket 6 Pt. Std Inch	3/8"
9-43496	11/32"	Socket 6 Pt. Std Inch	1/4"	9-43013	7/8"	Socket 6 Pt. Std Inch	3/8"
9-43497	3/8"	Socket 6 Pt. Std Inch	1/4"	9-44341	1/4"	Socket 8 Pt. Std Inch	3/8"
9-43498	7/16"	Socket 6 Pt. Std Inch	1/4"	9-44342	5/16"	Socket 8 Pt. Std Inch	3/8"
9-43499	1/2"	Socket 6 Pt. Std Inch	1/4"	9-44343	3/8"	Socket 8 Pt. Std Inch	3/8"
9-43480	9/16"	Socket 6 Pt. Std Inch	1/4"	9-44344	7/16"	Socket 8 Pt. Std Inch	3/8"
9-43608	3/16"	Socket 12 Pt. Std Inch	1/4"	9-44345	1/2"	Socket 8 Pt. Std Inch	3/8"
9-43609	7/32"	Socket 12 Pt. Std Inch	1/4"	9-44351	1/4"	Socket 12 Pt. Std Inch	3/8"
9-43601	1/4"	Socket 12 Pt. Std Inch	1/4"	9-44329	5/16"	Socket 12 Pt. Std Inch	3/8"
9-43602	9/32"	Socket 12 Pt. Std Inch	1/4"	9-44331	3/8"	Socket 12 Pt. Std Inch	3/8"
9-43603	5/16"	Socket 12 Pt. Std Inch	1/4"	9-44332	7/16"	Socket 12 Pt. Std Inch	3/8"
9-43604	11/32"	Socket 12 Pt. Std Inch	1/4"	9-44333	1/2"	Socket 12 Pt. Std Inch	3/8"
9-43605	3/8"	Socket 12 Pt. Std Inch	1/4"	9-44334	9/16"	Socket 12 Pt. Std Inch	3/8"
9-43606	7/16"	Socket 12 Pt. Std Inch	1/4"	9-44335	5/8"	Socket 12 Pt. Std Inch	3/8"
9-43607	1/2"	Socket 12 Pt. Std Inch	1/4"	9-44336	11/16"	Socket 12 Pt. Std Inch	3/8"
9-43610	9/16"	Socket 12 Pt. Std Inch	1/4"	9-44337	3/4"	Socket 12 Pt. Std Inch	3/8"
9-43505	4mm	Socket 6 Pt. Std Metric	1/4"	9-44338	13/16"	Socket 12 Pt. Std Inch	3/8"
9-43501	5mm	Socket 6 Pt. Std Metric	1/4"	9-44339	7/8"	Socket 12 Pt. Std Inch	3/8"
9-43511	5.5mm	Socket 6 Pt. Std Metric	1/4"	9-43516	6mm	Socket 6 Pt. Std Metric	3/8"
9-43502	6mm	Socket 6 Pt. Std Metric	1/4"	9-43533	7mm	Socket 6 Pt. Std Metric	3/8"
9-43503	7mm	Socket 6 Pt. Std Metric	1/4"	9-43536	8mm	Socket 6 Pt. Std Metric	3/8"
9-43504	8mm	Socket 6 Pt. Std Metric	1/4"	9-43541	9mm	Socket 6 Pt. Std Metric	3/8"
9-43507	9mm	Socket 6 Pt. Std Metric	1/4"	9-43542	10mm	Socket 6 Pt. Std Metric	3/8"
9-43508	10mm	Socket 6 Pt. Std Metric	1/4"	9-43543	11mm	Socket 6 Pt. Std Metric	3/8"
9-43509	11mm	Socket 6 Pt. Std Metric	1/4"	9-43544	12mm	Socket 6 Pt. Std Metric	3/8"
9-43513	12mm	Socket 6 Pt. Std Metric	1/4"	9-43545	13mm	Socket 6 Pt. Std Metric	3/8"
9-43514	13mm	Socket 6 Pt. Std Metric	1/4"	9-43546	14mm	Socket 6 Pt. Std Metric	3/8"
9-43512	14mm	Socket 6 Pt. Std Metric	1/4"	9-43547	15mm	Socket 6 Pt. Std Metric	3/8"
9-43571	3/16"	Socket 6 Pt. Deep Inch	1/4"	9-43547	16mm	Socket 6 Pt. Std Metric	3/8"
9-43572	7/32"	Socket 6 Pt. Deep Inch	1/4"	9-43548	17mm	Socket 6 Pt. Std Metric	3/8"
9-43573	1/4"	Socket 6 Pt. Deep Inch	1/4"	9-43579	18mm	Socket 6 Pt. Std Metric	3/8"
9-43574	9/32"	Socket 6 Pt. Deep Inch	1/4"	9-43549	19mm	Socket 6 Pt. Std Metric	3/8"
9-43575	5/16"	Socket 6 Pt. Deep Inch	1/4"	9-43580	20mm	Socket 6 Pt. Std Metric	3/8"
9-43576	11/32"	Socket 6 Pt. Deep Inch	1/4"	9-43584	21mm	Socket 6 Pt. Std Metric	3/8"
9-43577	3/8"	Socket 6 Pt. Deep Inch	1/4"	9-43585	22mm	Socket 6 Pt. Std Metric	3/8"
9-43578	7/16"	Socket 6 Pt. Deep Inch	1/4"	9-44294	6mm	Socket 12 Pt. Std Metric	3/8"
9-43589	1/2"	Socket 6 Pt. Deep Inch	1/4"	9-44295	7mm	Socket 12 Pt. Std Metric	3/8"
9-43587	9/16"	Socket 6 Pt. Deep Inch	1/4"	9-44296	8mm	Socket 12 Pt. Std Metric	3/8"
9-44401	4mm	Socket 6 Pt. Deep Metric	1/4"	9-44301	9mm	Socket 12 Pt. Std Metric	3/8"
9-44402	5mm	Socket 6 Pt. Deep Metric	1/4"	9-44302	10mm	Socket 12 Pt. Std Metric	3/8"
9-44403	6mm	Socket 6 Pt. Deep Metric	1/4"	9-44309	11mm	Socket 12 Pt. Std Metric	3/8"
9-44404	7mm	Socket 6 Pt. Deep Metric	1/4"	9-44303	12mm	Socket 12 Pt. Std Metric	3/8"
9-44405	8mm	Socket 6 Pt. Deep Metric	1/4"	9-44304	13mm	Socket 12 Pt. Std Metric	3/8"
9-44406	9mm	Socket 6 Pt. Deep Metric	1/4"	9-44305	14mm	Socket 12 Pt. Std Metric	3/8"
9-44407	10mm	Socket 6 Pt. Deep Metric	1/4"	9-44306	15mm	Socket 12 Pt. Std Metric	3/8"
9-44408	11mm	Socket 6 Pt. Deep Metric	1/4"	9-44311	16mm	Socket 12 Pt. Std Metric	3/8"
9-44409	12mm	Socket 6 Pt. Deep Metric	1/4"	9-44307	17mm	Socket 12 Pt. Std Metric	3/8"
9-44411	13mm	Socket 6 Pt. Deep Metric	1/4"	9-44312	18mm	Socket 12 Pt. Std Metric	3/8"
9-44412	14mm	Socket 6 Pt. Deep Metric	1/4"	9-44308	19mm	Socket 12 Pt. Std Metric	3/8"
9-44807		QR Ratchet	1/4"	9-44314	21mm	Socket 12 Pt. Std Metric	3/8"
9-43539	3"	Extension Bar	1/4"	9-43333	3/8"	Socket 6 Pt. Deep Inch	3/8"
9-43531	6"	Extension Bar	1/4"	9-43331	7/16"	Socket 6 Pt. Deep Inch	3/8"
9-42999	1/4"	Socket 6 Pt. Std Inch	3/8"	9-43332	1/2"	Socket 6 Pt. Deep Inch	3/8"
9-43000	5/16"	Socket 6 Pt. Std Inch	3/8"	9-43334	9/16"	Socket 6 Pt. Deep Inch	3/8"
9-43001	3/8"	Socket 6 Pt. Std Inch	3/8"	9-43335	5/8"	Socket 6 Pt. Deep Inch	3/8"
9-43002	7/16"	Socket 6 Pt. Std Inch	3/8"	9-43336	11/16"	Socket 6 Pt. Deep Inch	3/8"

246 Pc. Mechanic's Tool Set – continued

Part #	Size	Description	Drive	Part #	Size	Description	Drive
9-43337	3/4"	Socket 6 Pt. Deep Inch	3/8"	9-44695	1/2"	Combination Wrench Inch	
9-44429	13mm	Socket 6 Pt. Deep Metric	3/8"	9-44696	9/16"	Combination Wrench Inch	
9-44431	14mm	Socket 6 Pt. Deep Metric	3/8"	9-44697	5/8"	Combination Wrench Inch	
9-44432	15mm	Socket 6 Pt. Deep Metric	3/8"	9-44698	11/16"	Combination Wrench Inch	
9-44433	16mm	Socket 6 Pt. Deep Metric	3/8"	9-44701	3/4"	Combination Wrench Inch	
9-44434	17mm	Socket 6 Pt. Deep Metric	3/8"	9-44702	13/16"	Combination Wrench Inch	
9-44435	18mm	Socket 6 Pt. Deep Metric	3/8"	9-44703	7/8"	Combination Wrench Inch	
9-44436	19mm	Socket 6 Pt. Deep Metric	3/8"	9-42909	6mm	Combination Wrench Metric	
9-44811		QR Ratchet	3/8"	9-42911	7mm	Combination Wrench Metric	
9-44264	3"	Extension Bar	3/8"	9-42912	8mm	Combination Wrench Metric	
9-44261	6"	Extension Bar	3/8"	9-42913	9mm	Combination Wrench Metric	
9-43324	5/8"	Spark Plug Socket	3/8"	9-42914	10mm	Combination Wrench Metric	
9-43325	13/16"	Spark Plug Socket	3/8"	9-42915	11mm	Combination Wrench Metric	
9-47505	5/8"	Socket 12 Pt. Std Inch	1/2"	9-42916	12mm	Combination Wrench Metric	
9-47507	11/16"	Socket 12 Pt. Std Inch	1/2"	9-42917	13mm	Combination Wrench Metric	
9-47508	3/4"	Socket 12 Pt. Std Inch	1/2"	9-42918	14mm	Combination Wrench Metric	
9-47511	13/16"	Socket 12 Pt. Std Inch	1/2"	9-42919	15mm	Combination Wrench Metric	
9-47512	7/8"	Socket 12 Pt. Std Inch	1/2"	9-42924	16mm	Combination Wrench Metric	
9-47513	15/16"	Socket 12 Pt. Std Inch	1/2"	9-42929	17mm	Combination Wrench Metric	
9-47514	1"	Socket 12 Pt. Std Inch	1/2"	9-42925	18mm	Combination Wrench Metric	
9-47515	1-1/16"	Socket 12 Pt. Std Inch	1/2"	9-42921	19mm	Combination Wrench Metric	
9-47516	1-1/8"	Socket 12 Pt. Std Inch	1/2"	9-46696	20 Pc.	Hex Key Set Inch	
9-47517	1-1/4"	Socket 12 Pt. Std Inch	1/2"	9-46677	20 Pc.	Hex Key Set Metric	
9-44236	15mm	Socket 12 Pt. Std Metric	1/2"	9-41977	3/16"	Nut Driver Inch	
9-44266	16mm	Socket 12 Pt. Std Metric	1/2"	9-41971	1/4"	Nut Driver Inch	
9-44237	17mm	Socket 12 Pt. Std Metric	1/2"	9-41972	5/16"	Nut Driver Inch	
9-44267	18mm	Socket 12 Pt. Std Metric	1/2"	9-41973	11/32"	Nut Driver Inch	
9-44238	19mm	Socket 12 Pt. Std Metric	1/2"	9-41974	3/8"	Nut Driver Inch	
9-44268	20mm	Socket 12 Pt. Std Metric	1/2"	9-41975	7/16"	Nut Driver Inch	
9-44249	21mm	Socket 12 Pt. Std Metric	1/2"	9-41976	1/2"	Nut Driver Inch	
9-44239	22mm	Socket 12 Pt. Std Metric	1/2"	9-41981	5mm	Nut Driver Metric	
9-44240	23mm	Socket 12 Pt. Std Metric	1/2"	9-41982	6mm	Nut Driver Metric	
9-44242	24mm	Socket 12 Pt. Std Metric	1/2"	9-41983	7mm	Nut Driver Metric	
9-44269	25mm	Socket 12 Pt. Std Metric	1/2"	9-41984	8mm	Nut Driver Metric	
9-44272	26mm	Socket 12 Pt. Std Metric	1/2"	9-41985	9mm	Nut Driver Metric	
9-44243	27mm	Socket 12 Pt. Std Metric	1/2"	9-41986	10mm	Nut Driver Metric	
9-44809		QR Ratchet	1/2"	9-41987	11mm	Nut Driver Metric	
9-44133	3"	Extension Bar	1/2"	9-41294	#1	Phillips Screwdriver	
9-44699	1/4"	Combination Wrench Inch		9-41295	#2	Phillips Screwdriver	
9-44691	5/16"	Combination Wrench Inch		9-4118		Phillips Stubby Screwdriver	
9-44692	11/32"	Combination Wrench Inch		9-41589	1/8" x 4"	Slotted Screwdriver	
9-44693	3/8"	Combination Wrench Inch		9-41584	1/4" x 6"	Slotted Screwdriver	
9-44694	7/16"	Combination Wrench Inch		9-4151		Slotted Stubby Screwdriver	

9-33255 309 Pc. Mechanic's Tool Set

Part #	Size	Description	Drive	Part #	Size	Description	Drive
9-43481	5/32"	Socket 6 Pt. Std Inch	1/4"	9-44404	7mm	Socket 6 Pt. Deep Metric	1/4"
9-43491	3/16"	Socket 6 Pt. Std Inch	1/4"	9-44405	8mm	Socket 6 Pt. Deep Metric	1/4"
9-43492	7/32"	Socket 6 Pt. Std Inch	1/4"	9-44406	9mm	Socket 6 Pt. Deep Metric	1/4"
9-43493	1/4"	Socket 6 Pt. Std Inch	1/4"	9-44407	10mm	Socket 6 Pt. Deep Metric	1/4"
9-43494	9/32"	Socket 6 Pt. Std Inch	1/4"	9-44408	11mm	Socket 6 Pt. Deep Metric	1/4"
9-43495	5/16"	Socket 6 Pt. Std Inch	1/4"	9-44409	12mm	Socket 6 Pt. Deep Metric	1/4"
9-43496	11/32"	Socket 6 Pt. Std Inch	1/4"	9-44411	13mm	Socket 6 Pt. Deep Metric	1/4"
9-43497	3/8"	Socket 6 Pt. Std Inch	1/4"	9-44412	14mm	Socket 6 Pt. Deep Metric	1/4"
9-43498	7/16"	Socket 6 Pt. Std Inch	1/4"	9-42691	.030	Slotted Screwdriver Bit	1/4"
9-43499	1/2"	Socket 6 Pt. Std Inch	1/4"	9-42692	.039	Slotted Screwdriver Bit	1/4"
9-43505	4mm	Socket 6 Pt. Std Metric	1/4"	9-42681	#1	Phillips Screwdriver Bit	1/4"
9-43501	5mm	Socket 6 Pt. Std Metric	1/4"	9-42682	#2	Phillips Screwdriver Bit	1/4"
9-43502	6mm	Socket 6 Pt. Std Metric	1/4"	9-42662	T-20	Torx Bit Socket	1/4"
9-43503	7mm	Socket 6 Pt. Std Metric	1/4"	9-42663	T-25	Torx Bit Socket	1/4"
9-43504	8mm	Socket 6 Pt. Std Metric	1/4"	9-44807		QR Ratchet	1/4"
9-43507	9mm	Socket 6 Pt. Std Metric	1/4"	9-43538	1-1/2"	Extension Bar	1/4"
9-43508	10mm	Socket 6 Pt. Std Metric	1/4"	9-43539	3"	Extension Bar	1/4"
9-43509	11mm	Socket 6 Pt. Std Metric	1/4"	9-43531	6"	Extension Bar	1/4"
9-43513	12mm	Socket 6 Pt. Std Metric	1/4"	9-43001	3/8"	Socket 6 Pt. Std Inch	3/8"
9-43514	13mm	Socket 6 Pt. Std Metric	1/4"	9-43002	7/16"	Socket 6 Pt. Std Inch	3/8"
9-43608	3/16"	Socket 12 Pt. Std Inch	1/4"	9-43003	1/2"	Socket 6 Pt. Std Inch	3/8"
9-43609	7/32"	Socket 12 Pt. Std Inch	1/4"	9-43004	9/16"	Socket 6 Pt. Std Inch	3/8"
9-43601	1/4"	Socket 12 Pt. Std Inch	1/4"	9-43005	5/8"	Socket 6 Pt. Std Inch	3/8"
9-43602	9/32"	Socket 12 Pt. Std Inch	1/4"	9-43006	11/16"	Socket 6 Pt. Std Inch	3/8"
9-43603	5/16"	Socket 12 Pt. Std Inch	1/4"	9-43007	3/4"	Socket 6 Pt. Std Inch	3/8"
9-43604	11/32"	Socket 12 Pt. Std Inch	1/4"	9-43008	13/16"	Socket 6 Pt. Std Inch	3/8"
9-43605	3/8"	Socket 12 Pt. Std Inch	1/4"	9-43533	7mm	Socket 6 Pt. Std Metric	3/8"
9-43606	7/16"	Socket 12 Pt. Std Inch	1/4"	9-43536	8mm	Socket 6 Pt. Std Metric	3/8"
9-43607	1/2"	Socket 12 Pt. Std Inch	1/4"	9-43541	9mm	Socket 6 Pt. Std Metric	3/8"
9-43571	3/16"	Socket 6 Pt. Deep Inch	1/4"	9-43542	10mm	Socket 6 Pt. Std Metric	3/8"
9-43572	7/32"	Socket 6 Pt. Deep Inch	1/4"	9-43543	11mm	Socket 6 Pt. Std Metric	3/8"
9-43573	1/4"	Socket 6 Pt. Deep Inch	1/4"	9-43544	12mm	Socket 6 Pt. Std Metric	3/8"
9-43574	9/32"	Socket 6 Pt. Deep Inch	1/4"	9-43545	13mm	Socket 6 Pt. Std Metric	3/8"
9-43575	5/16"	Socket 6 Pt. Deep Inch	1/4"	9-43546	14mm	Socket 6 Pt. Std Metric	3/8"
9-43576	11/32"	Socket 6 Pt. Deep Inch	1/4"	9-43547	15mm	Socket 6 Pt. Std Metric	3/8"
9-43577	3/8"	Socket 6 Pt. Deep Inch	1/4"	9-43570	16mm	Socket 6 Pt. Std Metric	3/8"
9-43578	7/16"	Socket 6 Pt. Deep Inch	1/4"	9-43548	17mm	Socket 6 Pt. Std Metric	3/8"
9-43589	1/2"	Socket 6 Pt. Deep Inch	1/4"	9-43579	18mm	Socket 6 Pt. Std Metric	3/8"
9-44401	4mm	Socket 6 Pt. Deep Metric	1/4"	9-43549	19mm	Socket 6 Pt. Std Metric	3/8"
9-44402	5mm	Socket 6 Pt. Deep Metric	1/4"	9-43580	20mm	Socket 6 Pt. Std Metric	3/8"
9-44403	6mm	Socket 6 Pt. Deep Metric	1/4"	9-43584	21mm	Socket 6 Pt. Std Metric	3/8"

Set Contents

309 Pc. Mechanic's Tool Set – continued

Part #	Size	Description	Drive	Part #	Size	Description	Drive
9-44341	1/4"	Socket 8 Pt. Std Inch	3/8"	9-47503	9/16"	Socket 12 Pt. Std Inch	1/2"
9-44342	5/16"	Socket 8 Pt. Std Inch	3/8"	9-47505	5/8"	Socket 12 Pt. Std Inch	1/2"
9-44343	3/8"	Socket 8 Pt. Std Inch	3/8"	9-47506	21/32"	Socket 12 Pt. Std Inch	1/2"
9-44344	7/16"	Socket 8 Pt. Std Inch	3/8"	9-47507	11/16"	Socket 12 Pt. Std Inch	1/2"
9-44345	1/2"	Socket 8 Pt. Std Inch	3/8"	9-47508	3/4"	Socket 12 Pt. Std Inch	1/2"
9-44331	3/8"	Socket 12 Pt. Std Inch	3/8"	9-47511	13/16"	Socket 12 Pt. Std Inch	1/2"
9-44332	7/16"	Socket 12 Pt. Std Inch	3/8"	9-47512	7/8"	Socket 12 Pt. Std Inch	1/2"
9-44333	1/2"	Socket 12 Pt. Std Inch	3/8"	9-47513	15/16"	Socket 12 Pt. Std Inch	1/2"
9-44334	9/16"	Socket 12 Pt. Std Inch	3/8"	9-47514	1"	Socket 12 Pt. Std Inch	1/2"
9-44335	5/8"	Socket 12 Pt. Std Inch	3/8"	9-47515	1-1/16"	Socket 12 Pt. Std Inch	1/2"
9-44336	11/16"	Socket 12 Pt. Std Inch	3/8"	9-47516	1-1/8"	Socket 12 Pt. Std Inch	1/2"
9-44337	3/4"	Socket 12 Pt. Std Inch	3/8"	9-44231	9mm	Socket 12 Pt. Std Metric	1/2"
9-44338	13/16"	Socket 12 Pt. Std Inch	3/8"	9-44232	10mm	Socket 12 Pt. Std Metric	1/2"
9-44339	7/8"	Socket 12 Pt. Std Inch	3/8"	9-44229	11mm	Socket 12 Pt. Std Metric	1/2"
9-44301	9mm	Socket 12 Pt. Std Metric	3/8"	9-44233	12mm	Socket 12 Pt. Std Metric	1/2"
9-44302	10mm	Socket 12 Pt. Std Metric	3/8"	9-44234	13mm	Socket 12 Pt. Std Metric	1/2"
9-44309	11mm	Socket 12 Pt. Std Metric	3/8"	9-44235	14mm	Socket 12 Pt. Std Metric	1/2"
9-44303	12mm	Socket 12 Pt. Std Metric	3/8"	9-44236	15mm	Socket 12 Pt. Std Metric	1/2"
9-44304	13mm	Socket 12 Pt. Std Metric	3/8"	9-44266	16mm	Socket 12 Pt. Std Metric	1/2"
9-44305	14mm	Socket 12 Pt. Std Metric	3/8"	9-44237	17mm	Socket 12 Pt. Std Metric	1/2"
9-44306	15mm	Socket 12 Pt. Std Metric	3/8"	9-44267	18mm	Socket 12 Pt. Std Metric	1/2"
9-44311	16mm	Socket 12 Pt. Std Metric	3/8"	9-44238	19mm	Socket 12 Pt. Std Metric	1/2"
9-44307	17mm	Socket 12 Pt. Std Metric	3/8"	9-44249	21mm	Socket 12 Pt. Std Metric	1/2"
9-44312	18mm	Socket 12 Pt. Std Metric	3/8"	9-44239	22mm	Socket 12 Pt. Std Metric	1/2"
9-44308	19mm	Socket 12 Pt. Std Metric	3/8"	9-44242	24mm	Socket 12 Pt. Std Metric	1/2"
9-44314	21mm	Socket 12 Pt. Std Metric	3/8"	9-44444	14mm	Socket 12 Pt. Deep Metric	1/2"
9-43333	3/8"	Socket 6 Pt. Deep Inch	3/8"	9-44445	17mm	Socket 12 Pt. Deep Metric	1/2"
9-43331	7/16"	Socket 6 Pt. Deep Inch	3/8"	9-44446	19mm	Socket 12 Pt. Deep Metric	1/2"
9-43332	1/2"	Socket 6 Pt. Deep Inch	3/8"	9-44447	21mm	Socket 12 Pt. Deep Metric	1/2"
9-43334	9/16"	Socket 6 Pt. Deep Inch	3/8"	9-44448	22mm	Socket 12 Pt. Deep Metric	1/2"
9-43335	5/8"	Socket 6 Pt. Deep Inch	3/8"	9-44449	27mm	Socket 12 Pt. Deep Metric	1/2"
9-43336	11/16"	Socket 6 Pt. Deep Inch	3/8"	9-43327	5/8"	Spark Plug Socket	1/2"
9-43337	3/4"	Socket 6 Pt. Deep Inch	3/8"	9-44241	13/16"	Spark Plug Socket	1/2"
9-43338	13/16"	Socket 6 Pt. Deep Inch	3/8"	9-44809		QR Ratchet	1/2"
9-43339	7/8"	Socket 6 Pt. Deep Inch	3/8"	9-44131	6"	Extension Bar	1/2"
9-44425	9mm	Socket 6 Pt. Deep Metric	3/8"	9-44699	1/4"	Combination Wrench Inch	
9-44426	10mm	Socket 6 Pt. Deep Metric	3/8"	9-44691	5/16"	Combination Wrench Inch	
9-44427	11mm	Socket 6 Pt. Deep Metric	3/8"	9-44692	11/32"	Combination Wrench Inch	
9-44428	12mm	Socket 6 Pt. Deep Metric	3/8"	9-44693	3/8"	Combination Wrench Inch	
9-44429	13mm	Socket 6 Pt. Deep Metric	3/8"	9-44694	7/16"	Combination Wrench Inch	
9-44431	14mm	Socket 6 Pt. Deep Metric	3/8"	9-44695	1/2"	Combination Wrench Inch	
9-44432	15mm	Socket 6 Pt. Deep Metric	3/8"	9-44696	9/16"	Combination Wrench Inch	
9-44433	16mm	Socket 6 Pt. Deep Metric	3/8"	9-44697	5/8"	Combination Wrench Inch	
9-44434	17mm	Socket 6 Pt. Deep Metric	3/8"	9-44698	11/16"	Combination Wrench Inch	
9-44435	18mm	Socket 6 Pt. Deep Metric	3/8"	9-44701	3/4"	Combination Wrench Inch	
9-44436	19mm	Socket 6 Pt. Deep Metric	3/8"	9-44702	13/16"	Combination Wrench Inch	
9-43324	5/8"	Spark Plug Socket	3/8"	9-44703	7/8"	Combination Wrench Inch	
9-43325	13/16"	Spark Plug Socket	3/8"	9-42909	6mm	Combination Wrench Metric	
9-44811		QR Ratchet	3/8"	9-42911	7mm	Combination Wrench Metric	
9-44264	3"	Extension Bar	3/8"	9-42912	8mm	Combination Wrench Metric	
9-44261	6"	Extension Bar	3/8"	9-42913	9mm	Combination Wrench Metric	
9-43537	1-1/2"	Extension Bar	3/8"	9-42914	10mm	Combination Wrench Metric	
9-44262	10"	Extension Bar	3/8"	9-42915	11mm	Combination Wrench Metric	
9-4435		Universal Joint	3/8"	9-42916	12mm	Combination Wrench Metric	
9-44054	7/16"	Socket 6 Pt. Std Inch	1/2"	9-42917	13mm	Combination Wrench Metric	
9-44055	1/2"	Socket 6 Pt. Std Inch	1/2"	9-42918	14mm	Combination Wrench Metric	
9-44056	9/16"	Socket 6 Pt. Std Inch	1/2"	9-42919	15mm	Combination Wrench Metric	
9-44057	5/8"	Socket 6 Pt. Std Inch	1/2"	9-42924	16mm	Combination Wrench Metric	
9-44058	11/16"	Socket 6 Pt. Std Inch	1/2"	9-42929	17mm	Combination Wrench Metric	
9-44059	3/4"	Socket 6 Pt. Std Inch	1/2"	9-42319	10 Pc.	Combination Ignition Wrench Set Inch	
9-44063	13/16"	Socket 6 Pt. Std Inch	1/2"	9-42339	10 Pc.	Combination Ignition Wrench Set Inch	
9-44064	7/8"	Socket 6 Pt. Std Inch	1/2"	9-4306	8 Pc.	Open End Ignition Wrench Set Inch	
9-44065	15/16"	Socket 6 Pt. Std Inch	1/2"	9-4308	8 Pc.	Open End Ignition Wrench Set Metric	
9-44066	1"	Socket 6 Pt. Std Inch	1/2"	9-44571	1/4" x 5/16"	Open End Wrench Inch	
9-44067	1-1/16"	Socket 6 Pt. Std Inch	1/2"	9-44572	3/8" x 7/16"	Open End Wrench Inch	
9-44068	1-1/8"	Socket 6 Pt. Std Inch	1/2"	9-44579	1/2" x 9/16"	Open End Wrench Inch	
9-44251	9mm	Socket 6 Pt. Std Metric	1/2"	9-44582	5/8" x 3/4"	Open End Wrench Inch	
9-44252	10mm	Socket 6 Pt. Std Metric	1/2"	9-44503	7 x 9mm	Open End Wrench Metric	
9-44253	11mm	Socket 6 Pt. Std Metric	1/2"	9-44504	10 x 11mm	Open End Wrench Metric	
9-44254	12mm	Socket 6 Pt. Std Metric	1/2"	9-44506	12 x 14mm	Open End Wrench Metric	
9-44255	13mm	Socket 6 Pt. Std Metric	1/2"	9-44507	13 x 15mm	Open End Wrench Metric	
9-44256	15mm	Socket 6 Pt. Std Metric	1/2"	9-41294	#1	Phillips Screwdriver	
9-44257	16mm	Socket 6 Pt. Std Metric	1/2"	9-41295	#2	Phillips Screwdriver	
9-44258	17mm	Socket 6 Pt. Std Metric	1/2"	9-41297	#3	Phillips Screwdriver	
9-44259	19mm	Socket 6 Pt. Std Metric	1/2"	9-41589	1/8" x 4"	Slotted Screwdriver	
9-44265	22mm	Socket 6 Pt. Std Metric	1/2"	9-41581	3/16" x 4"	Slotted Screwdriver	
9-47501	7/16"	Socket 12 Pt. Std Inch	1/2"	9-41584	1/4" x 6"	Slotted Screwdriver	
9-47502	1/2"	Socket 12 Pt. Std Inch	1/2"	9-46696	20 Pc.	Hex Key Set Inch	
				9-46677	20 Pc.	Hex Key Set Metric	

9-33256 462 Pc. Mechanic's Tool Set

Part #	Size	Description	Drive	Part #	Size	Description	Drive
9-43481	5/32"	Socket 6 Pt. Std Inch	1/4"	9-43536	8mm	Socket 6 Pt. Std Metric	3/8"
9-43491	3/16"	Socket 6 Pt. Std Inch	1/4"	9-43541	9mm	Socket 6 Pt. Std Metric	3/8"
9-43492	7/32"	Socket 6 Pt. Std Inch	1/4"	9-43542	10mm	Socket 6 Pt. Std Metric	3/8"
9-43493	1/4"	Socket 6 Pt. Std Inch	1/4"	9-43543	11mm	Socket 6 Pt. Std Metric	3/8"
9-43494	9/32"	Socket 6 Pt. Std Inch	1/4"	9-43544	12mm	Socket 6 Pt. Std Metric	3/8"
9-43495	5/16"	Socket 6 Pt. Std Inch	1/4"	9-43545	13mm	Socket 6 Pt. Std Metric	3/8"
9-43496	11/32"	Socket 6 Pt. Std Inch	1/4"	9-43546	14mm	Socket 6 Pt. Std Metric	3/8"
9-43497	3/8"	Socket 6 Pt. Std Inch	1/4"	9-43547	15mm	Socket 6 Pt. Std Metric	3/8"
9-43498	7/16"	Socket 6 Pt. Std Inch	1/4"	9-43570	16mm	Socket 6 Pt. Std Metric	3/8"
9-43499	1/2"	Socket 6 Pt. Std Inch	1/4"	9-43548	17mm	Socket 6 Pt. Std Metric	3/8"
9-43608	3/16"	Socket 12 Pt. Std Inch	1/4"	9-43579	18mm	Socket 6 Pt. Std Metric	3/8"
9-43609	7/32"	Socket 12 Pt. Std Inch	1/4"	9-43549	19mm	Socket 6 Pt. Std Metric	3/8"
9-43601	1/4"	Socket 12 Pt. Std Inch	1/4"	9-43580	20mm	Socket 6 Pt. Std Metric	3/8"
9-43602	9/32"	Socket 12 Pt. Std Inch	1/4"	9-43584	21mm	Socket 6 Pt. Std Metric	3/8"
9-43603	5/16"	Socket 12 Pt. Std Inch	1/4"	9-43585	22mm	Socket 6 Pt. Std Metric	3/8"
9-43604	11/32"	Socket 12 Pt. Std Inch	1/4"	9-44301	9mm	Socket 12 Pt. Std. Metric	3/8"
9-43605	3/8"	Socket 12 Pt. Std Inch	1/4"	9-44302	10mm	Socket 12 Pt. Std. Metric	3/8"
9-43606	7/16"	Socket 12 Pt. Std Inch	1/4"	9-44309	11mm	Socket 12 Pt. Std. Metric	3/8"
9-43607	1/2"	Socket 12 Pt. Std Inch	1/4"	9-44303	12mm	Socket 12 Pt. Std. Metric	3/8"
9-43505	4mm	Socket 6 Pt. Std Metric	1/4"	9-44304	13mm	Socket 12 Pt. Std. Metric	3/8"
9-43501	5mm	Socket 6 Pt. Std Metric	1/4"	9-44305	14mm	Socket 12 Pt. Std. Metric	3/8"
9-43502	6mm	Socket 6 Pt. Std Metric	1/4"	9-44306	15mm	Socket 12 Pt. Std. Metric	3/8"
9-43503	7mm	Socket 6 Pt. Std Metric	1/4"	9-44311	16mm	Socket 12 Pt. Std. Metric	3/8"
9-43504	8mm	Socket 6 Pt. Std Metric	1/4"	9-44307	17mm	Socket 12 Pt. Std. Metric	3/8"
9-43507	9mm	Socket 6 Pt. Std Metric	1/4"	9-44312	18mm	Socket 12 Pt. Std. Metric	3/8"
9-43508	10mm	Socket 6 Pt. Std Metric	1/4"	9-44308	19mm	Socket 12 Pt. Std. Metric	3/8"
9-43509	11mm	Socket 6 Pt. Std Metric	1/4"	9-44314	21mm	Socket 12 Pt. Std. Metric	3/8"
9-43513	12mm	Socket 6 Pt. Std Metric	1/4"	9-43333	3/8"	Socket 6 Pt. Deep Inch	3/8"
9-43514	13mm	Socket 6 Pt. Std Metric	1/4"	9-43331	7/16"	Socket 6 Pt. Deep Inch	3/8"
9-43571	3/16"	Socket 6 Pt. Deep Inch	1/4"	9-43332	1/2"	Socket 6 Pt. Deep Inch	3/8"
9-43572	7/32"	Socket 6 Pt. Deep Inch	1/4"	9-43334	9/16"	Socket 6 Pt. Deep Inch	3/8"
9-43573	1/4"	Socket 6 Pt. Deep Inch	1/4"	9-43335	5/8"	Socket 6 Pt. Deep Inch	3/8"
9-43574	9/32"	Socket 6 Pt. Deep Inch	1/4"	9-43336	11/16"	Socket 6 Pt. Deep Inch	3/8"
9-43575	5/16"	Socket 6 Pt. Deep Inch	1/4"	9-43337	3/4"	Socket 6 Pt. Deep Inch	3/8"
9-43576	11/32"	Socket 6 Pt. Deep Inch	1/4"	9-43338	13/16"	Socket 6 Pt. Deep Inch	3/8"
9-43577	3/8"	Socket 6 Pt. Deep Inch	1/4"	9-43339	7/8"	Socket 6 Pt. Deep Inch	3/8"
9-43578	7/16"	Socket 6 Pt. Deep Inch	1/4"	9-43301	3/8"	Socket 12 Pt. Deep Inch	3/8"
9-43589	1/2"	Socket 6 Pt. Deep Inch	1/4"	9-43311	7/16"	Socket 12 Pt. Deep Inch	3/8"
9-44401	4mm	Socket 6 Pt. Deep Metric	1/4"	9-43312	1/2"	Socket 12 Pt. Deep Inch	3/8"
9-44402	5mm	Socket 6 Pt. Deep Metric	1/4"	9-43313	9/16"	Socket 12 Pt. Deep Inch	3/8"
9-44403	6mm	Socket 6 Pt. Deep Metric	1/4"	9-43314	5/8"	Socket 12 Pt. Deep Inch	3/8"
9-44404	7mm	Socket 6 Pt. Deep Metric	1/4"	9-43316	11/16"	Socket 12 Pt. Deep Inch	3/8"
9-44405	8mm	Socket 6 Pt. Deep Metric	1/4"	9-43317	3/4"	Socket 12 Pt. Deep Inch	3/8"
9-44406	9mm	Socket 6 Pt. Deep Metric	1/4"	9-43318	13/16"	Socket 12 Pt. Deep Inch	3/8"
9-44407	10mm	Socket 6 Pt. Deep Metric	1/4"	9-43319	7/8"	Socket 12 Pt. Deep Inch	3/8"
9-44408	11mm	Socket 6 Pt. Deep Metric	1/4"	9-44425	9mm	Socket 6 Pt. Deep Metric	3/8"
9-44409	12mm	Socket 6 Pt. Deep Metric	1/4"	9-44426	10mm	Socket 6 Pt. Deep Metric	3/8"
9-44411	13mm	Socket 6 Pt. Deep Metric	1/4"	9-44427	11mm	Socket 6 Pt. Deep Metric	3/8"
9-44412	14mm	Socket 6 Pt. Deep Metric	1/4"	9-44428	12mm	Socket 6 Pt. Deep Metric	3/8"
9-42691	.030	Screw Bit Socket	1/4"	9-44429	13mm	Socket 6 Pt. Deep Metric	3/8"
9-42692	.039	Screw Bit Socket	1/4"	9-44431	14mm	Socket 6 Pt. Deep Metric	3/8"
9-42681	#1	Phillips Bit Socket	1/4"	9-44432	15mm	Socket 6 Pt. Deep Metric	3/8"
9-42682	#2	Phillips Bit Socket	1/4"	9-44433	16mm	Socket 6 Pt. Deep Metric	3/8"
9-42661	T-15	Torx Bit Socket	1/4"	9-44434	17mm	Socket 6 Pt. Deep Metric	3/8"
9-42662	T-20	Torx Bit Socket	1/4"	9-44435	18mm	Socket 6 Pt. Deep Metric	3/8"
9-42663	T-25	Torx Bit Socket	1/4"	9-44436	19mm	Socket 6 Pt. Deep Metric	3/8"
9-44807	1/4"	QR Ratchet	1/4"	9-44413	9mm	Socket 12 Pt. Deep Metric	3/8"
9-43538	1-1/2"	Extension Bar	1/4"	9-44414	10mm	Socket 12 Pt. Deep Metric	3/8"
9-43539	3"	Extension Bar	1/4"	9-44415	11mm	Socket 12 Pt. Deep Metric	3/8"
9-43531	6"	Extension Bar	1/4"	9-44416	12mm	Socket 12 Pt. Deep Metric	3/8"
9-4280		Universal Joint	1/4"	9-44417	13mm	Socket 12 Pt. Deep Metric	3/8"
9-42999	1/4"	Socket 6 Pt. Std Inch	3/8"	9-44418	14mm	Socket 12 Pt. Deep Metric	3/8"
9-43000	5/16"	Socket 6 Pt. Std Inch	3/8"	9-44419	15mm	Socket 12 Pt. Deep Metric	3/8"
9-43001	3/8"	Socket 6 Pt. Std Inch	3/8"	9-44421	16mm	Socket 12 Pt. Deep Metric	3/8"
9-43002	7/16"	Socket 6 Pt. Std Inch	3/8"	9-44422	17mm	Socket 12 Pt. Deep Metric	3/8"
9-43003	1/2"	Socket 6 Pt. Std Inch	3/8"	9-44423	18mm	Socket 12 Pt. Deep Metric	3/8"
9-43004	9/16"	Socket 6 Pt. Std Inch	3/8"	9-44424	19mm	Socket 12 Pt. Deep Metric	3/8"
9-43005	5/8"	Socket 6 Pt. Std Inch	3/8"	9-42664	T-30	Torx Bit Socket	3/8"
9-43006	11/16"	Socket 6 Pt. Std Inch	3/8"	9-42665	T-40	Torx Bit Socket	3/8"
9-43007	3/4"	Socket 6 Pt. Std Inch	3/8"	9-42666	T-45	Torx Bit Socket	3/8"
9-43008	13/16	Socket 6 Pt. Std Inch	3/8"	9-42667	T-50	Torx Bit Socket	3/8"
9-44329	5/16"	Socket 12 Pt. Std Inch	3/8"	9-46669	5/32"	Hex Bit Socket Inch	3/8"
9-44331	3/8"	Socket 12 Pt. Std Inch	3/8"	9-46661	3/16"	Hex Bit Socket Inch	3/8"
9-44332	7/16"	Socket 12 Pt. Std Inch	3/8"	9-46662	7/32"	Hex Bit Socket Inch	3/8"
9-44333	1/2"	Socket 12 Pt. Std Inch	3/8"	9-46663	1/4"	Hex Bit Socket Inch	3/8"
9-44334	9/16"	Socket 12 Pt. Std Inch	3/8"	9-46664	5/16"	Hex Bit Socket Inch	3/8"
9-44335	5/8"	Socket 12 Pt. Std Inch	3/8"	9-46665	3/8"	Hex Bit Socket Inch	3/8"
9-44336	11/16"	Socket 12 Pt. Std Inch	3/8"	9-42674	4mm	Hex Bit Socket Metric	3/8"
9-44337	3/4"	Socket 12 Pt. Std Inch	3/8"	9-42675	5mm	Hex Bit Socket Metric	3/8"
9-44338	13/16"	Socket 12 Pt. Std Inch	3/8"	9-42676	6mm	Hex Bit Socket Metric	3/8"
9-44341	1/4"	Socket 8 Pt. Std Inch	3/8"	9-42677	7mm	Hex Bit Socket Metric	3/8"
9-44342	5/16"	Socket 8 Pt. Std Inch	3/8"	9-42678	8mm	Hex Bit Socket Metric	3/8"
9-44343	3/8"	Socket 8 Pt. Std Inch	3/8"	9-42679	10mm	Hex Bit Socket Metric	3/8"
9-44344	7/16"	Socket 8 Pt. Std Inch	3/8"	9-42651	5-6	Screwdriver Bit	3/8"
9-44345	1/2"	Socket 8 Pt. Std Inch	3/8"	9-42652	8-10	Screwdriver Bit	3/8"
9-43516	6mm	Socket 6 Pt. Std Metric	3/8"	9-42653	14-16	Screwdriver Bit	3/8"
9-43533	7mm	Socket 6 Pt. Std Metric	3/8"	9-44369	#1	Phillips Bit	3/8"

Set Contents

462 Pc. Mechanic's Tool Set – continued

Part #	Size	Description	Drive	Part #	Size	Description	Drive
9-44371	#2	Phillips Bit	3/8"	9-47529	15/16"	Socket 12 Pt. Deep Inch	1/2"
9-44372	#3	Phillips Bit	3/8"	9-47531	1"	Socket 12 Pt. Deep Inch	1/2"
9-44373	#4	Phillips Bit	3/8"	9-47532	1-1/16"	Socket 12 Pt. Deep Inch	1/2"
9-44811	3/8"	QR Ratchet Long	3/8"	9-47533	1-1/8"	Socket 12 Pt. Deep Inch	1/2"
9-43537	1-1/2"	Extension Bar	3/8"	9-44444	14mm	Socket 12 Pt. Deep Metric	1/2"
9-44264	3"	Extension Bar	3/8"	9-44445	17mm	Socket 12 Pt. Deep Metric	1/2"
9-44261	6"	Extension Bar	3/8"	9-44446	19mm	Socket 12 Pt. Deep Metric	1/2"
9-44262	10"	Extension Bar	3/8"	9-44447	21mm	Socket 12 Pt. Deep Metric	1/2"
9-4435		Universal Joint	3/8"	9-44448	22mm	Socket 12 Pt. Deep Metric	1/2"
9-43611	3/8"	Crowfoot Wrench Inch	3/8"	9-44449	27mm	Socket 12 Pt. Deep Metric	1/2"
9-43621	7/16"	Crowfoot Wrench Inch	3/8"	9-43327	5/8"	Spark Plug Socket	1/2"
9-43622	1/2"	Crowfoot Wrench Inch	3/8"	9-44241	13/16"	Spark Plug Socket	1/2"
9-43623	9/16"	Crowfoot Wrench Inch	3/8"	9-44251	9mm	Socket 6 Pt. Std Metric	1/2"
9-43624	5/8"	Crowfoot Wrench Inch	3/8"	9-44252	10mm	Socket 6 Pt. Std Metric	1/2"
9-43625	11/16"	Crowfoot Wrench Inch	3/8"	9-44253	11mm	Socket 6 Pt. Std Metric	1/2"
9-43631	10mm	Crowfoot Wrench Metric	3/8"	9-44254	12mm	Socket 6 Pt. Std Metric	1/2"
9-43632	11mm	Crowfoot Wrench Metric	3/8"	9-44255	13mm	Socket 6 Pt. Std Metric	1/2"
9-43633	12mm	Crowfoot Wrench Metric	3/8"	9-44256	14mm	Socket 6 Pt. Std Metric	1/2"
9-43634	13mm	Crowfoot Wrench Metric	3/8"	9-44257	15mm	Socket 6 Pt. Std Metric	1/2"
9-43635	14mm	Crowfoot Wrench Metric	3/8"	9-44258	17mm	Socket 6 Pt. Std Metric	1/2"
9-43636	15mm	Crowfoot Wrench Metric	3/8"	9-44228	18mm	Socket 6 Pt. Std Metric	1/2"
9-43324	5/8"	Spark Plug Socket	3/8"	9-44259	19mm	Socket 6 Pt. Std Metric	1/2"
9-43325	13/16"	Spark Plug Socket	3/8"	9-44809	1/2"	QR Ratchet	1/2"
9-44053	3/8"	Socket 6 Pt. Std Inch	1/2"	9-43522	2"	Extension Bar	1/2"
9-44054	7/16"	Socket 6 Pt. Std Inch	1/2"	9-44133	3"	Extension Bar	1/2"
9-44055	1/2"	Socket 6 Pt. Std Inch	1/2"	9-44131	6"	Extension Bar	1/2"
9-44056	9/16"	Socket 6 Pt. Std Inch	1/2"	9-44571	1/4" x 5/16"	Open End Wrench Inch	
9-44057	5/8"	Socket 6 Pt. Std Inch	1/2"	9-44572	3/8" x 7/16"	Open End Wrench Inch	
9-44058	11/16"	Socket 6 Pt. Std Inch	1/2"	9-44579	1/2" x 9/16"	Open End Wrench Inch	
9-44059	3/4"	Socket 6 Pt. Std Inch	1/2"	9-44592	9/16" x 5/8"	Open End Wrench Inch	
9-44063	13/16"	Socket 6 Pt. Std Inch	1/2"	9-44581	19/32" x 11/16"	Open End Wrench Inch	
9-44064	7/8"	Socket 6 Pt. Std Inch	1/2"	9-44582	5/8" x 3/4"	Open End Wrench Inch	
9-44065	15/16"	Socket 6 Pt. Std Inch	1/2"	9-44583	25/32" x 13/16"	Open End Wrench Inch	
9-44066	1"	Socket 6 Pt. Std Inch	1/2"	9-44591	11/16" x 13/16"	Open End Wrench Inch	
9-44067	1-1/16"	Socket 6 Pt. Std Inch	1/2"	9-44584	3/4" x 7/8"	Open End Wrench Inch	
9-44068	1-1/8"	Socket 6 Pt. Std Inch	1/2"	9-44174	3/8" x 7/16"	Flare Nut Wrench Inch	
9-44069	1-1/4"	Socket 6 Pt. Std Inch	1/2"	9-44171	1/2" x 9/16"	Flare Nut Wrench Inch	
9-44221	7/16"	Socket 8 Pt. Std Inch	1/2"	9-44173	5/8" x 11/16"	Flare Nut Wrench Inch	
9-44222	1/2"	Socket 8 Pt. Std Inch	1/2"	9-44172	3/4" x 7/8"	Flare Nut Wrench Inch	
9-44223	9/16"	Socket 8 Pt. Std Inch	1/2"	9-42909	6mm	Combination Wrench Metric	
9-44224	5/8"	Socket 8 Pt. Std Inch	1/2"	9-42911	7mm	Combination Wrench Metric	
9-44225	11/16"	Socket 8 Pt. Std Inch	1/2"	9-42912	8mm	Combination Wrench Metric	
9-44226	3/4"	Socket 8 Pt. Std Inch	1/2"	9-42913	9mm	Combination Wrench Metric	
9-47500	3/8"	Socket 12 Pt. Std Inch	1/2"	9-42914	10mm	Combination Wrench Metric	
9-47501	7/16"	Socket 12 Pt. Std Inch	1/2"	9-42915	11mm	Combination Wrench Metric	
9-47502	1/2"	Socket 12 Pt. Std Inch	1/2"	9-42916	12mm	Combination Wrench Metric	
9-47503	9/16"	Socket 12 Pt. Std Inch	1/2"	9-42917	13mm	Combination Wrench Metric	
9-47504	19/32"	Socket 12 Pt. Std Inch	1/2"	9-42918	14mm	Combination Wrench Metric	
9-47505	5/8"	Socket 12 Pt. Std Inch	1/2"	9-42919	15mm	Combination Wrench Metric	
9-47506	21/32"	Socket 12 Pt. Std Inch	1/2"	9-42924	16mm	Combination Wrench Metric	
9-47507	11/16"	Socket 12 Pt. Std Inch	1/2"	9-42929	17mm	Combination Wrench Metric	
9-47508	3/4"	Socket 12 Pt. Std Inch	1/2"	9-42925	18mm	Combination Wrench Metric	
9-47511	13/16"	Socket 12 Pt. Std Inch	1/2"	9-42921	19mm	Combination Wrench Metric	
9-47512	7/8"	Socket 12 Pt. Std Inch	1/2"	9-42937	20mm	Combination Wrench Metric	
9-47513	15/16"	Socket 12 Pt. Std Inch	1/2"	9-44699	1/4"	Combination Wrench Inch	
9-47514	1"	Socket 12 Pt. Std Inch	1/2"	9-44691	5/16"	Combination Wrench Inch	
9-47515	1-1/16"	Socket 12 Pt. Std Inch	1/2"	9-44692	11/32"	Combination Wrench Inch	
9-47516	1-1/8"	Socket 12 Pt. Std Inch	1/2"	9-44693	3/8"	Combination Wrench Inch	
9-47517	1-1/4"	Socket 12 Pt. Std Inch	1/2"	9-44694	7/16"	Combination Wrench Inch	
9-44231	9mm	Socket 12 Pt. Std Metric	1/2"	9-44695	1/2"	Combination Wrench Inch	
9-44232	10mm	Socket 12 Pt. Std Metric	1/2"	9-44696	9/16"	Combination Wrench Inch	
9-44229	11mm	Socket 12 Pt. Std Metric	1/2"	9-44697	5/8"	Combination Wrench Inch	
9-44233	12mm	Socket 12 Pt. Std Metric	1/2"	9-44698	11/16"	Combination Wrench Inch	
9-44234	13mm	Socket 12 Pt. Std Metric	1/2"	9-44701	3/4"	Combination Wrench Inch	
9-44235	14mm	Socket 12 Pt. Std Metric	1/2"	9-44702	13/16"	Combination Wrench Inch	
9-44236	15mm	Socket 12 Pt. Std Metric	1/2"	9-44703	7/8"	Combination Wrench Inch	
9-44266	16mm	Socket 12 Pt. Std Metric	1/2"	9-44704	15/16"	Combination Wrench Inch	
9-44237	17mm	Socket 12 Pt. Std Metric	1/2"	9-44705	1"	Combination Wrench Inch	
9-44267	18mm	Socket 12 Pt. Std Metric	1/2"	9-44502	6 x 8mm	Open End Wrench Metric	
9-44238	19mm	Socket 12 Pt. Std Metric	1/2"	9-44503	7 x 9mm	Open End Wrench Metric	
9-44249	21mm	Socket 12 Pt. Std Metric	1/2"	9-44504	10 x 11mm	Open End Wrench Metric	
9-44239	22mm	Socket 12 Pt. Std Metric	1/2"	9-44506	12 x 14mm	Open End Wrench Metric	
9-44242	24mm	Socket 12 Pt. Std Metric	1/2"	9-44507	13 x 15mm	Open End Wrench Metric	
9-47582	1/2"	Socket 6 Pt. Deep Inch	1/2"	9-44521	16 x 18mm	Open End Wrench Metric	
9-47583	9/16"	Socket 6 Pt. Deep Inch	1/2"	9-44508	17 x 19mm	Open End Wrench Metric	
9-47584	5/8"	Socket 6 Pt. Deep Inch	1/2"	9-44522	20 x 22mm	Open End Wrench Metric	
9-47585	11/16"	Socket 6 Pt. Deep Inch	1/2"	9-44523	21 x 23mm	Open End Wrench Metric	
9-47586	3/4"	Socket 6 Pt. Deep Inch	1/2"	9-42319	10 Pc.	Combination Ignition Wrench	
9-47587	13/16"	Socket 6 Pt. Deep Inch	1/2"	9-42339	10 Pc.	Combination Ignition Wrench	
9-47588	7/8"	Socket 6 Pt. Deep Inch	1/2"	9-44778	8 Pc.	Open End Ignition Wrench	
9-47589	15/16"	Socket 6 Pt. Deep Inch	1/2"	9-4308	8 Pc.	Open End Ignition Wrench	
9-47591	1"	Socket 6 Pt. Deep Inch	1/2"	9-44175	9 x 11mm	Flare Nut Wrench Metric	
9-47592	1-1/16"	Socket 6 Pt. Deep Inch	1/2"	9-44176	10 x 12mm	Flare Nut Wrench Metric	
9-47593	1-1/8"	Socket 6 Pt. Deep Inch	1/2"	9-44177	13 x 14mm	Flare Nut Wrench Metric	
9-47521	1/2"	Socket 12 Pt. Deep Inch	1/2"	9-44178	15 x 17mm	Flare Nut Wrench Metric	
9-47522	9/16"	Socket 12 Pt. Deep Inch	1/2"	9-44179	19 x 21mm	Flare Nut Wrench Metric	
9-47523	5/8"	Socket 12 Pt. Deep Inch	1/2"	—	4 Pc.	Box End Ignition Std Wrench Set	
9-47524	11/16"	Socket 12 Pt. Deep Inch	1/2"	—	4 Pc.	Box End Ignition Metric Wrench Set	
9-47525	3/4"	Socket 12 Pt. Deep Inch	1/2"	9-43866	3/8" x 7/16"	Short Box End Wrench	
9-47527	13/16"	Socket 12 Pt. Deep Inch	1/2"	9-43864	1/2" x 9/16"	Short Box End Wrench	
9-47528	7/8"	Socket 12 Pt. Deep Inch	1/2"	9-43865	5/8" x 3/4"	Short Box End Wrench	

462 Pc. Mechanic's Tool Set – continued

Part #	Size	Description	Drive	Part #	Size	Description	Drive
9-41977	3/16"	Nut Driver Inch		9-46677	20 Pc.	Hex Key Set Metric	
9-41971	1/4"	Nut Driver Inch		9-41293	#0	Phillips Screwdriver	
9-41972	5/16"	Nut Driver Inch		9-41294	#1	Phillips Screwdriver	
9-41973	11/32"	Nut Driver Inch		9-41295	#2	Phillips Screwdriver	
9-41974	3/8"	Nut Driver Inch		9-41297	#3	Phillips Screwdriver	
9-41975	7/16"	Nut Driver Inch		9-4118	#2 x 2-1/2"	Stubby Screwdriver	
9-41976	1/2"	Nut Driver Inch		9-41025		Screwdriver Starter	
9-41981	5mm	Nut Driver Metric		9-41589	1/8" x 4"	Slotted Screwdriver	
9-41982	6mm	Nut Driver Metric		9-41581	3/16" x 4"	Slotted Screwdriver	
9-41983	7mm	Nut Driver Metric		9-41584	1/4" x 6"	Slotted Screwdriver	
9-41984	8mm	Nut Driver Metric		9-4151	1/2" x 1-1/2"	Stubby Screwdriver	
9-41985	9mm	Nut Driver Metric		9-41024		Screwdriver Starter	
9-41986	10mm	Nut Driver Metric		9-41475	T-20	Torx Screwdriver	
9-41987	11mm	Nut Driver Metric		9-41476	T-25	Torx Screwdriver	
9-46696	20 Pc.	Hex Key Set Inch		9-41479	T-27	Torx Screwdriver	

9-33285 79 Pc. Mechanic's Large Size Tool Set

Part #	Size	Description	Drive	Part #	Size	Description	Drive
9-47505	5/8"	Socket 12 Pt. Std Inch	1/2"	9-44447	21mm	Socket 12 Pt. Deep Metric	1/2"
9-47506	21/32"	Socket 12 Pt. Std Inch	1/2"	9-44448	22mm	Socket 12 Pt. Deep Metric	1/2"
9-47507	11/16"	Socket 12 Pt. Std Inch	1/2"	9-44463	24mm	Socket 12 Pt. Deep Metric	1/2"
9-47508	3/4"	Socket 12 Pt. Std Inch	1/2"	9-44449	27mm	Socket 12 Pt. Deep Metric	1/2"
9-47509	25/32"	Socket 12 Pt. Std Inch	1/2"	9-44809		QR Ratchet	1/2"
9-47511	13/16"	Socket 12 Pt. Std Inch	1/2"	9-44133	3"	Extension Bar	1/2"
9-47512	7/8"	Socket 12 Pt. Std Inch	1/2"	9-44131	6"	Extension Bar	1/2"
9-47513	15/16"	Socket 12 Pt. Std Inch	1/2"	9-44132	10"	Extension Bar	1/2"
9-47514	1"	Socket 12 Pt. Std Inch	1/2"	9-4425		Universal Joint	1/2"
9-47515	1-1/16"	Socket 12 Pt. Std Inch	1/2"	9-44201	15"	Flex T-Handle	1/2"
9-47516	1-1/8"	Socket 12 Pt. Std Inch	1/2"	9-44161	18"	Speeder Bar	1/2"
9-47510	1-3/16"	Socket 12 Pt. Std Inch	1/2"	9-43327	5/8"	Spark Plug Socket	1/2"
9-47517	1-1/4"	Socket 12 Pt. Std Inch	1/2"	9-44241	13/16"	Spark Plug Socket	1/2"
9-44237	17mm	Socket 12 Pt. Std Metric	1/2"	9-44697	5/8"	Combination Wrench Inch	
9-44267	18mm	Socket 12 Pt. Std Metric	1/2"	9-44698	11/16"	Combination Wrench Inch	
9-44238	19mm	Socket 12 Pt. Std Metric	1/2"	9-44701	3/4"	Combination Wrench Inch	
9-44268	20mm	Socket 12 Pt. Std Metric	1/2"	9-44702	13/16"	Combination Wrench Inch	
9-44249	21mm	Socket 12 Pt. Std Metric	1/2"	9-44703	7/8"	Combination Wrench Inch	
9-44239	22mm	Socket 12 Pt. Std Metric	1/2"	9-44704	15/16"	Combination Wrench Inch	
9-44240	23mm	Socket 12 Pt. Std Metric	1/2"	9-44705	1"	Combination Wrench Inch	
9-44242	24mm	Socket 12 Pt. Std Metric	1/2"	9-44706	1-1/16"	Combination Wrench Inch	
9-44269	25mm	Socket 12 Pt. Std Metric	1/2"	9-44707	1-1/8"	Combination Wrench Inch	
9-44272	26mm	Socket 12 Pt. Std Metric	1/2"	9-44708	1-1/4"	Combination Wrench Inch	
9-44243	27mm	Socket 12 Pt. Std Metric	1/2"	9-42929	17mm	Combination Wrench Metric	
9-44276	28mm	Socket 12 Pt. Std Metric	1/2"	9-42925	18mm	Combination Wrench Metric	
9-44244	30mm	Socket 12 Pt. Std Metric	1/2"	9-42921	19mm	Combination Wrench Metric	
9-44245	32mm	Socket 12 Pt. Std Metric	1/2"	9-42937	20mm	Combination Wrench Metric	
9-47523	5/8"	Socket 12 Pt. Deep Inch	1/2"	9-42938	21mm	Combination Wrench Metric	
9-47524	11/16"	Socket 12 Pt. Deep Inch	1/2"	9-42922	22mm	Combination Wrench Metric	
9-47525	3/4"	Socket 12 Pt. Deep Inch	1/2"	9-42939	23mm	Combination Wrench Metric	
9-47527	13/16"	Socket 12 Pt. Deep Inch	1/2"	9-42923	24mm	Combination Wrench Metric	
9-47528	7/8"	Socket 12 Pt. Deep Inch	1/2"	9-42931	25mm	Combination Wrench Metric	
9-47529	15/16"	Socket 12 Pt. Deep Inch	1/2"	9-42932	26mm	Combination Wrench Metric	
9-47531	1"	Socket 12 Pt. Deep Inch	1/2"	9-42933	27mm	Combination Wrench Metric	
9-47532	1-1/16"	Socket 12 Pt. Deep Inch	1/2"	9-42934	28mm	Combination Wrench Metric	
9-47533	1-1/8"	Socket 12 Pt. Deep Inch	1/2"	9-42935	30mm	Combination Wrench Metric	
9-44445	17mm	Socket 12 Pt. Deep Metric	1/2"	9-42936	32mm	Combination Wrench Metric	
9-44459	18mm	Socket 12 Pt. Deep Metric	1/2"	9-45379	8"	Slip Joint Pliers	
9-44446	19mm	Socket 12 Pt. Deep Metric	1/2"	9-45381	9-1/2"	Arc Joint Pliers	
9-44462	20mm	Socket 12 Pt. Deep Metric	1/2"				

9-33309 310 Pc. Mechanic's Tool Set

Part #	Size	Description	Drive	Part #	Size	Description	Drive
9-43481	5/32"	Socket 6 Pt. Std Inch	1/4"	9-43608	3/16"	Socket 12 Pt. Std Inch	1/4"
9-43491	3/16"	Socket 6 Pt. Std Inch	1/4"	9-43609	7/32"	Socket 12 Pt. Std Inch	1/4"
9-43492	7/32"	Socket 6 Pt. Std Inch	1/4"	9-43601	1/4"	Socket 12 Pt. Std Inch	1/4"
9-43493	1/4"	Socket 6 Pt. Std Inch	1/4"	9-43602	9/32"	Socket 12 Pt. Std Inch	1/4"
9-43494	9/32"	Socket 6 Pt. Std Inch	1/4"	9-43603	5/16"	Socket 12 Pt. Std Inch	1/4"
9-43495	5/16"	Socket 6 Pt. Std Inch	1/4"	9-43604	11/32"	Socket 12 Pt. Std Inch	1/4"
9-43496	11/32"	Socket 6 Pt. Std Inch	1/4"	9-43605	3/8"	Socket 12 Pt. Std Inch	1/4"
9-43497	3/8"	Socket 6 Pt. Std Inch	1/4"	9-43606	7/16"	Socket 12 Pt. Std Inch	1/4"
9-43498	7/16"	Socket 6 Pt. Std Inch	1/4"	9-43607	1/2"	Socket 12 Pt. Std Inch	1/4"
9-43499	1/2"	Socket 6 Pt. Std Inch	1/4"	9-43610	9/16"	Socket 12 Pt. Std Inch	1/4"
9-43480	9/16"	Socket 6 Pt. Std Inch	1/4"	9-43571	3/16"	Socket 6 Pt. Deep Inch	1/4"
9-43505	4mm	Socket 6 Pt. Std Metric	1/4"	9-43572	7/32"	Socket 6 Pt. Deep Inch	1/4"
9-43501	5mm	Socket 6 Pt. Std Metric	1/4"	9-43573	1/4"	Socket 6 Pt. Deep Inch	1/4"
9-43511	5.5mm	Socket 6 Pt. Std Metric	1/4"	9-43574	9/32"	Socket 6 Pt. Deep Inch	1/4"
9-43502	6mm	Socket 6 Pt. Std Metric	1/4"	9-43575	5/16"	Socket 6 Pt. Deep Inch	1/4"
9-43503	7mm	Socket 6 Pt. Std Metric	1/4"	9-43576	11/32"	Socket 6 Pt. Deep Inch	1/4"
9-43504	8mm	Socket 6 Pt. Std Metric	1/4"	9-43577	3/8"	Socket 6 Pt. Deep Inch	1/4"
9-43507	9mm	Socket 6 Pt. Std Metric	1/4"	9-43578	7/16"	Socket 6 Pt. Deep Inch	1/4"
9-43508	10mm	Socket 6 Pt. Std Metric	1/4"	9-43589	1/2"	Socket 6 Pt. Deep Inch	1/4"
9-4509	11mm	Socket 6 Pt. Std Metric	1/4"	9-43587	9/16"	Socket 6 Pt. Deep Inch	1/4"
9-43513	12mm	Socket 6 Pt. Std Metric	1/4"	9-44401	4mm	Socket 6 Pt. Deep Metric	1/4"
9-43514	13mm	Socket 6 Pt. Std Metric	1/4"	9-44402	5mm	Socket 6 Pt. Deep Metric	1/4"
9-43512	14mm	Socket 6 Pt. Std Metric	1/4"	9-44403	6mm	Socket 6 Pt. Deep Metric	1/4"

Set Contents

310 Pc. Mechanic's Tool Set – continued

Part #	Size	Description	Drive	Part #	Size	Description	Drive
9-43481	5/32"	Socket 6 Pt. Std Inch	1/4"	9-43579	18mm	Socket 6 Pt. Std Metric	3/8"
9-43491	3/16"	Socket 6 Pt. Std Inch	1/4"	9-43549	19mm	Socket 6 Pt. Std Metric	3/8"
9-43492	7/32"	Socket 6 Pt. Std Inch	1/4"	9-43580	20mm	Socket 6 Pt. Std Metric	3/8"
9-43493	1/4"	Socket 6 Pt. Std Inch	1/4"	9-43301	3/8"	Socket 12 Pt. Deep Inch	3/8"
9-43494	9/32"	Socket 6 Pt. Std Inch	1/4"	9-43311	7/16"	Socket 12 Pt. Deep Inch	3/8"
9-43495	5/16"	Socket 6 Pt. Std Inch	1/4"	9-43312	1/2"	Socket 12 Pt. Deep Inch	3/8"
9-43496	11/32"	Socket 6 Pt. Std Inch	1/4"	9-43313	9/16"	Socket 12 Pt. Deep Inch	3/8"
9-43497	3/8"	Socket 6 Pt. Std Inch	1/4"	9-43314	5/8"	Socket 12 Pt. Deep Inch	3/8"
9-43498	7/16"	Socket 6 Pt. Std Inch	1/4"	9-43316	11/16"	Socket 12 Pt. Deep Inch	3/8"
9-43499	1/2"	Socket 6 Pt. Std Inch	1/4"	9-43317	3/4"	Socket 12 Pt. Deep Inch	3/8"
9-43480	9/16"	Socket 6 Pt. Std Inch	1/4"	9-43318	13/16"	Socket 12 Pt. Deep Inch	3/8"
9-43505	4mm	Socket 6 Pt. Std Metric	1/4"	9-43319	7/8"	Socket 12 Pt. Deep Inch	3/8"
9-43501	5mm	Socket 6 Pt. Std Metric	1/4"	9-44413	9mm	Socket 12 Pt. Deep Metric	3/8"
9-43511	5.5mm	Socket 6 Pt. Std Metric	1/4"	9-44414	10mm	Socket 12 Pt. Deep Metric	3/8"
9-43502	6mm	Socket 6 Pt. Std Metric	1/4"	9-44415	11mm	Socket 12 Pt. Deep Metric	3/8"
9-43503	7mm	Socket 6 Pt. Std Metric	1/4"	9-44416	12mm	Socket 12 Pt. Deep Metric	3/8"
9-43504	8mm	Socket 6 Pt. Std Metric	1/4"	9-44417	13mm	Socket 12 Pt. Deep Metric	3/8"
9-43507	9mm	Socket 6 Pt. Std Metric	1/4"	9-44418	14mm	Socket 12 Pt. Deep Metric	3/8"
9-43508	10mm	Socket 6 Pt. Std Metric	1/4"	9-44419	15mm	Socket 12 Pt. Deep Metric	3/8"
9-43509	11mm	Socket 6 Pt. Std Metric	1/4"	9-44421	16mm	Socket 12 Pt. Deep Metric	3/8"
9-43513	12mm	Socket 6 Pt. Std Metric	1/4"	9-44422	17mm	Socket 12 Pt. Deep Metric	3/8"
9-43514	13mm	Socket 6 Pt. Std Metric	1/4"	9-44423	18mm	Socket 12 Pt. Deep Metric	3/8"
9-43512	14mm	Socket 6 Pt. Std Metric	1/4"	9-44424	19mm	Socket 12 Pt. Deep Metric	3/8"
9-43608	3/16"	Socket 12 Pt. Std Inch	1/4"	9-44297	21mm	Socket 12 Pt. Deep Metric	3/8"
9-43609	7/32"	Socket 12 Pt. Std Inch	1/4"	9-43261	3/8"	Socket 6 Pt. Flex Std Inch	3/8"
9-43601	1/4"	Socket 12 Pt. Std Inch	1/4"	9-43262	7/16"	Socket 6 Pt. Flex Std Inch	3/8"
9-43602	9/32"	Socket 12 Pt. Std Inch	1/4"	9-43263	1/2"	Socket 6 Pt. Flex Std Inch	3/8"
9-43603	5/16"	Socket 12 Pt. Std Inch	1/4"	9-43264	9/16"	Socket 6 Pt. Flex Std Inch	3/8"
9-43604	11/32"	Socket 12 Pt. Std Inch	1/4"	9-43265	5/8"	Socket 6 Pt. Flex Std Inch	3/8"
9-43605	3/8"	Socket 12 Pt. Std Inch	1/4"	9-43203	12mm	Socket 6 Pt. Flex Std Metric	3/8"
9-43606	7/16"	Socket 12 Pt. Std Inch	1/4"	9-43204	13mm	Socket 6 Pt. Flex Std Metric	3/8"
9-43607	1/2"	Socket 12 Pt. Std Inch	1/4"	9-43205	14mm	Socket 6 Pt. Flex Std Metric	3/8"
9-43610	9/16"	Socket 12 Pt. Std Inch	1/4"	9-43206	15mm	Socket 6 Pt. Flex Std Metric	3/8"
9-43571	3/16"	Socket 6 Pt. Deep Inch	1/4"	9-43207	16mm	Socket 6 Pt. Flex Std Metric	3/8"
9-43572	7/32"	Socket 6 Pt. Deep Inch	1/4"	9-43208	17mm	Socket 6 Pt. Flex Std Metric	3/8"
9-43573	1/4"	Socket 6 Pt. Deep Inch	1/4"	9-43209	18mm	Socket 6 Pt. Flex Std Metric	3/8"
9-43574	9/32"	Socket 6 Pt. Deep Inch	1/4"	9-46669	5/32"	Hex Bit Inch	3/8"
9-43575	5/16"	Socket 6 Pt. Deep Inch	1/4"	9-46661	3/16"	Hex Bit Inch	3/8"
9-43576	11/32"	Socket 6 Pt. Deep Inch	1/4"	9-46662	7/32"	Hex Bit Inch	3/8"
9-43577	3/8"	Socket 6 Pt. Deep Inch	1/4"	9-46663	1/4"	Hex Bit Inch	3/8"
9-43578	7/16"	Socket 6 Pt. Deep Inch	1/4"	9-46664	5/16"	Hex Bit Inch	3/8"
9-43589	1/2"	Socket 6 Pt. Deep Inch	1/4"	9-46665	3/8"	Hex Bit Inch	3/8"
9-43587	9/16"	Socket 6 Pt. Deep Inch	1/4"	9-42674	4mm	Hex Bit Metric	3/8"
9-44401	4mm	Socket 6 Pt. Deep Metric	1/4"	9-42675	5mm	Hex Bit Metric	3/8"
9-44402	5mm	Socket 6 Pt. Deep Metric	1/4"	9-42676	6mm	Hex Bit Metric	3/8"
9-44403	6mm	Socket 6 Pt. Deep Metric	1/4"	9-42677	7mm	Hex Bit Metric	3/8"
9-44403	7mm	Socket 6 Pt. Deep Metric	1/4"	9-42678	8mm	Hex Bit Metric	3/8"
9-44405	8mm	Socket 6 Pt. Deep Metric	1/4"	9-42679	10mm	Hex Bit Metric	3/8"
9-44406	9mm	Socket 6 Pt. Deep Metric	1/4"	9-44811	3/8"	QR Ratchet	3/8"
9-44407	10mm	Socket 6 Pt. Deep Metric	1/4"	9-43537	1-1/2"	Extension Bar	3/8"
9-44408	11mm	Socket 6 Pt. Deep Metric	1/4"	9-44264	3"	Extension Bar	3/8"
9-44409	12mm	Socket 6 Pt. Deep Metric	1/4"	9-44261	6"	Extension Bar	3/8"
9-44411	13mm	Socket 6 Pt. Deep Metric	1/4"	9-44262	10"	Extension Bar	3/8"
9-44412	14mm	Socket 6 Pt. Deep Metric	1/4"	9-43324	5/8"	Spark Plug Socket	3/8"
9-42701	3/16"	Hex Bit Inch	1/4"	9-43325	13/16"	Spark Plug Socket	3/8"
9-42702	7/32"	Hex Bit Inch	1/4"	9-4435		Universal Joint	3/8"
9-42703	1/4"	Hex Bit Inch	1/4"	9-44363	10"	Flex T-Handle	3/8"
9-42704	5/16"	Hex Bit Inch	1/4"	9-47501	7/16"	Socket 12 Pt. Std Inch	1/2"
9-42705	3/8"	Hex Bit Inch	1/4"	9-47502	1/2"	Socket 12 Pt. Std Inch	1/2"
9-42691	5-6	Screwdriver Bit	1/4"	9-47503	9/16"	Socket 12 Pt. Std Inch	1/2"
9-42692	6-8	Screwdriver Bit	1/4"	9-47505	5/8"	Socket 12 Pt. Std Inch	1/2"
9-42681	#1	Phillips Bit	1/4"	9-47507	11/16"	Socket 12 Pt. Std Inch	1/2"
9-42682	#2	Phillips Bit	1/4"	9-47508	3/4"	Socket 12 Pt. Std Inch	1/2"
9-44807	1/4"	QR Ratchet	1/4"	9-47511	13/16"	Socket 12 Pt. Std Inch	1/2"
9-43538	1-1/2"	Extension Bar	1/4"	9-47512	7/8"	Socket 12 Pt. Std Inch	1/2"
9-43539	3"	Extension Bar	1/4"	9-47513	15/16"	Socket 12 Pt. Std Inch	1/2"
9-43531	6"	Extension Bar	1/4"	9-47514	1"	Socket 12 Pt. Std Inch	1/2"
9-4280		Universal Joint	1/4"	9-44233	12mm	Socket 12 Pt. Std Metric	1/2"
9-42999	1/4"	Socket 6 Pt. Std Inch	3/8"	9-44234	13mm	Socket 12 Pt. Std Metric	1/2"
9-43000	5/16"	Socket 6 Pt. Std Inch	3/8"	9-44235	14mm	Socket 12 Pt. Std Metric	1/2"
9-43001	3/8"	Socket 6 Pt. Std Inch	3/8"	9-44236	15mm	Socket 12 Pt. Std Metric	1/2"
9-43002	7/16"	Socket 6 Pt. Std Inch	3/8"	9-44266	16mm	Socket 12 Pt. Std Metric	1/2"
9-43003	1/2"	Socket 6 Pt. Std Inch	3/8"	9-44237	17mm	Socket 12 Pt. Std Metric	1/2"
9-43004	9/16"	Socket 6 Pt. Std Inch	3/8"	9-44267	18mm	Socket 12 Pt. Std Metric	1/2"
9-43005	5/8"	Socket 6 Pt. Std Inch	3/8"	9-44238	19mm	Socket 12 Pt. Std Metric	1/2"
9-43006	11/16"	Socket 6 Pt. Std Inch	3/8"	9-44268	20mm	Socket 12 Pt. Std Metric	1/2"
9-43007	3/4"	Socket 6 Pt. Std Inch	3/8"	9-44249	21mm	Socket 12 Pt. Std Metric	1/2"
9-43008	13/16"	Socket 6 Pt. Std Inch	3/8"	9-44239	22mm	Socket 12 Pt. Std Metric	1/2"
9-43013	7/8"	Socket 6 Pt. Std Inch	3/8"	9-44240	23mm	Socket 12 Pt. Std Metric	1/2"
9-43516	6mm	Socket 6 Pt. Std Metric	3/8"	9-44242	24mm	Socket 12 Pt. Std Metric	1/2"
9-43533	7mm	Socket 6 Pt. Std Metric	3/8"	9-47521	1/2"	Socket 12 Pt. Deep Inch	1/2"
9-43536	8mm	Socket 6 Pt. Std Metric	3/8"	9-47522	9/16"	Socket 12 Pt. Deep Inch	1/2"
9-43541	9mm	Socket 6 Pt. Std Metric	3/8"	9-47523	5/8"	Socket 12 Pt. Deep Inch	1/2"
9-43542	10mm	Socket 6 Pt. Std Metric	3/8"	9-47524	11/16"	Socket 12 Pt. Deep Inch	1/2"
9-43543	11mm	Socket 6 Pt. Std Metric	3/8"	9-47525	3/4"	Socket 12 Pt. Deep Inch	1/2"
9-43544	12mm	Socket 6 Pt. Std Metric	3/8"	9-47527	13/16"	Socket 12 Pt. Deep Inch	1/2"
9-43545	13mm	Socket 6 Pt. Std Metric	3/8"	9-47528	7/8"	Socket 12 Pt. Deep Inch	1/2"
9-43546	14mm	Socket 6 Pt. Std Metric	3/8"	9-47529	15/16"	Socket 12 Pt. Deep Inch	1/2"
9-43547	15mm	Socket 6 Pt. Std Metric	3/8"	9-47531	1"	Socket 12 Pt. Deep Inch	1/2"
9-43570	16mm	Socket 6 Pt. Std Metric	3/8"	9-44809	1/2"	QR Ratchet	1/2"
9-43548	17mm	Socket 6 Pt. Std Metric	3/8"	9-44133	3"	Extension Bar	1/2"

310 Pc. Mechanic's Tool Set – continued

Part #	Size	Description	Drive	Part #	Size	Description	Drive
9-44809	1/2"	QR Ratchet	1/2"	9-44175	9 x 11mm	Flare Nut Wrench Metric	
9-44133	3"	Extension Bar	1/2"	9-44176	10 x 12mm	Flare Nut Wrench Metric	
9-44131	6"	Extension Bar	1/2"	9-44177	13 x 14mm	Flare Nut Wrench Metric	
9-44132	10"	Extension Bar	1/2"	9-44178	15 x 17mm	Flare Nut Wrench Metric	
9-4425		Universal Joint	1/2"	9-44170	16 x 18mm	Flare Nut Wrench Metric	
9-42633	5/16"	Ratcheting Wrench Inch		9-44179	19 x 21mm	Flare Nut Wrench Metric	
9-42634	3/8"	Ratcheting Wrench Inch		9-4376	9/16" x 5/8"	Obstruction Wrench	
9-42635	7/16"	Ratcheting Wrench Inch		9-42319	10 Pc.	Combination Ignition Wrench Set Inch	
9-42636	1/2"	Ratcheting Wrench Inch		9-42339	10 Pc.	Combination Ignition Wrench Set Metric	
9-42637	9/16"	Ratcheting Wrench Inch		9-46696	20 Pc.	Hex Key Set Inch	
9-42638	5/8"	Ratcheting Wrench Inch		9-46677	20 Pc.	Hex Key Set Metric	
9-42647	1 1/16"	Ratcheting Wrench Inch		9-41294	#1	Phillips Screwdriver	
9-42639	3/4"	Ratcheting Wrench Inch		9-41295	#2	Phillips Screwdriver	
9-42640	8mm	Ratcheting Wrench Metric		9-4118	#2	Stubby Phillips Screwdriver	
9-42641	10mm	Ratcheting Wrench Metric		9-41581	3/16" x 4"	Slotted Screwdriver	
9-42648	11mm	Ratcheting Wrench Metric		9-41584	1/4" x 6"	Slotted Screwdriver	
9-42642	12mm	Ratcheting Wrench Metric		9-4151		Stubby Screwdriver	
9-42643	13mm	Ratcheting Wrench Metric		9-41473	T-10	Torx Screwdriver	
9-42644	14mm	Ratcheting Wrench Metric		9-41474	T-15	Torx Screwdriver	
9-42645	15mm	Ratcheting Wrench Metric		9-41475	T-20	Torx Screwdriver	
9-42646	18mm	Ratcheting Wrench Metric		9-41476	T-25	Torx Screwdriver	
9-43922	3/8" x 7/16"	Box End Wrench Inch		9-41479	T-27	Torx Screwdriver	
9-43921	7/16" x 1/2"	Box End Wrench Inch		9-41477	T-30	Torx Screwdriver	
9-43923	1/2" x 9/16"	Box End Wrench Inch		9-41977	3/16"	Nut Driver Inch	
9-43924	9/16" x 5/8"	Box End Wrench Inch		9-41971	1/4"	Nut Driver Inch	
9-43926	5/8" x 3/4"	Box End Wrench Inch		9-41972	5/16"	Nut Driver Inch	
9-43928	3/4" x 7/8"	Box End Wrench Inch		9-41973	11/32"	Nut Driver Inch	
9-42953	7 x 9mm	Box End Wrench Metric		9-41974	3/8"	Nut Driver Inch	
9-42954	10 x 11mm	Box End Wrench Metric		9-41975	7/16"	Nut Driver Inch	
9-42956	12 x 14mm	Box End Wrench Metric		9-41976	1/2"	Nut Driver Inch	
9-42961	16 x 18mm	Box End Wrench Metric		9-41981	5mm	Nut Driver Metric	
9-42958	17 x 19mm	Box End Wrench Metric		9-41982	6mm	Nut Driver Metric	
9-42965	20 x 22mm	Box End Wrench Metric		9-41983	7mm	Nut Driver Metric	
9-44174	3/8" x 7/16"	Flare Nut Wrench Inch		9-41984	8mm	Nut Driver Metric	
9-44171	1/2" x 9/16"	Flare Nut Wrench Inch		9-41985	9mm	Nut Driver Metric	
9-44173	5/8" x 1 1/16"	Flare Nut Wrench Inch		9-41986	10mm	Nut Driver Metric	
9-44172	3/4" x 7/8"	Flare Nut Wrench Inch		9-41987	11mm	Nut Driver Metric	

9-33325 399 Pc. Mechanic's Tool Set

Part #	Size	Description	Drive	Part #	Size	Description	Drive
9-43481	5/32"	Socket 6 Pt. Std Inch	1/4"	9-44405	8mm	Socket 6 Pt. Deep Metric	1/4"
9-43491	3/16"	Socket 6 Pt. Std Inch	1/4"	9-44406	9mm	Socket 6 Pt. Deep Metric	1/4"
9-43492	7/32"	Socket 6 Pt. Std Inch	1/4"	9-44407	10mm	Socket 6 Pt. Deep Metric	1/4"
9-43493	1/4"	Socket 6 Pt. Std Inch	1/4"	9-44408	11mm	Socket 6 Pt. Deep Metric	1/4"
9-43494	9/32"	Socket 6 Pt. Std Inch	1/4"	9-44409	12mm	Socket 6 Pt. Deep Metric	1/4"
9-43495	5/16"	Socket 6 Pt. Std Inch	1/4"	9-44411	13mm	Socket 6 Pt. Deep Metric	1/4"
9-43496	11/32"	Socket 6 Pt. Std Inch	1/4"	9-44412	14mm	Socket 6 Pt. Deep Metric	1/4"
9-43497	3/8"	Socket 6 Pt. Std Inch	1/4"	9-43590	3/16"	Socket 12 Pt. Deep Inch	1/4"
9-43498	7/16"	Socket 6 Pt. Std Inch	1/4"	9-43591	7/32"	Socket 12 Pt. Deep Inch	1/4"
9-43499	1/2"	Socket 6 Pt. Std Inch	1/4"	9-43592	1/4"	Socket 12 Pt. Deep Inch	1/4"
9-43480	9/16"	Socket 6 Pt. Std Inch	1/4"	9-43593	9/32"	Socket 12 Pt. Deep Inch	1/4"
9-43608	3/16"	Socket 12 Pt. Std Inch	1/4"	9-43594	5/16"	Socket 12 Pt. Deep Inch	1/4"
9-43609	7/32"	Socket 12 Pt. Std Inch	1/4"	9-43595	11/32"	Socket 12 Pt. Deep Inch	1/4"
9-43601	1/4"	Socket 12 Pt. Std Inch	1/4"	9-43596	3/8"	Socket 12 Pt. Deep Inch	1/4"
9-43602	9/32"	Socket 12 Pt. Std Inch	1/4"	9-43597	7/16"	Socket 12 Pt. Deep Inch	1/4"
9-43603	5/16"	Socket 12 Pt. Std Inch	1/4"	9-43598	1/2"	Socket 12 Pt. Deep Inch	1/4"
9-43604	11/32"	Socket 12 Pt. Std Inch	1/4"	9-43599	9/16"	Socket 12 Pt. Deep Inch	1/4"
9-43605	3/8"	Socket 12 Pt. Std Inch	1/4"	9-42701	3/16"	Hex Bit Socket	1/4"
9-43606	7/16"	Socket 12 Pt. Std Inch	1/4"	9-42702	7/32"	Hex Bit Socket	1/4"
9-43607	1/2"	Socket 12 Pt. Std Inch	1/4"	9-42703	1/4"	Hex Bit Socket	1/4"
9-43610	9/16"	Socket 12 Pt. Std Inch	1/4"	9-42704	5/16"	Hex Bit Socket	1/4"
9-43505	4mm	Socket 6 Pt. Std Metric	1/4"	9-42705	3/8"	Hex Bit Socket	1/4"
9-43501	5mm	Socket 6 Pt. Std Metric	1/4"	9-42691	#5-6	Screw Bit Socket	1/4"
9-43511	5.5mm	Socket 6 Pt. Std Metric	1/4"	9-42692	#6-8	Screw Bit Socket	1/4"
9-43502	6mm	Socket 6 Pt. Std Metric	1/4"	9-42681	#1	Phillips Bit Socket	1/4"
9-43503	7mm	Socket 6 Pt. Std Metric	1/4"	9-42682	#2	Phillips Bit Socket	1/4"
9-43504	8mm	Socket 6 Pt. Std Metric	1/4"	9-42661	T-15	Torx Bit Socket	1/4"
9-43507	9mm	Socket 6 Pt. Std Metric	1/4"	9-42662	T-20	Torx Bit Socket	1/4"
9-43508	10mm	Socket 6 Pt. Std Metric	1/4"	9-42663	T-25	Torx Bit Socket	1/4"
9-43509	11mm	Socket 6 Pt. Std Metric	1/4"	9-44807	1/4"	QR Ratchet	1/4"
9-43513	12mm	Socket 6 Pt. Std Metric	1/4"	9-43538	1 1/2"	Extension Bar	1/4"
9-43514	13mm	Socket 6 Pt. Std Metric	1/4"	9-43539	3"	Extension Bar	1/4"
9-43512	14mm	Socket 6 Pt. Std Metric	1/4"	9-43531	6"	Extension Bar	1/4"
9-43571	3/16"	Socket 6 Pt. Deep Inch	1/4"	9-4280		Universal Joint	1/4"
9-43572	7/32"	Socket 6 Pt. Deep Inch	1/4"	9-4257	3/8"	Adapter	1/4"
9-43573	1/4"	Socket 6 Pt. Deep Inch	1/4"	9-43372	6"	Spinner Handle	1/4"
9-43574	9/32"	Socket 6 Pt. Deep Inch	1/4"	9-44329	5/16"	Socket 12 Pt. Std Inch	3/8"
9-43575	5/16"	Socket 6 Pt. Deep Inch	1/4"	9-44331	3/8"	Socket 12 Pt. Std Inch	3/8"
9-43576	11/32"	Socket 6 Pt. Deep Inch	1/4"	9-44332	7/16"	Socket 12 Pt. Std Inch	3/8"
9-43577	3/8"	Socket 6 Pt. Deep Inch	1/4"	9-44333	1/2"	Socket 12 Pt. Std Inch	3/8"
9-43578	7/16"	Socket 6 Pt. Deep Inch	1/4"	9-44334	9/16"	Socket 12 Pt. Std Inch	3/8"
9-43589	1/2"	Socket 6 Pt. Deep Inch	1/4"	9-44335	5/8"	Socket 12 Pt. Std Inch	3/8"
9-43587	9/16"	Socket 6 Pt. Deep Inch	1/4"	9-44336	11/16"	Socket 12 Pt. Std Inch	3/8"
9-44401	4mm	Socket 6 Pt. Deep Metric	1/4"	9-44337	3/4"	Socket 12 Pt. Std Inch	3/8"
9-44402	5mm	Socket 6 Pt. Deep Metric	1/4"	9-44338	13/16"	Socket 12 Pt. Std Inch	3/8"
9-44403	6mm	Socket 6 Pt. Deep Metric	1/4"	9-44339	7/8"	Socket 12 Pt. Std Inch	3/8"
9-44404	7mm	Socket 6 Pt. Deep Metric	1/4"	9-44341	1/4"	Socket 8 Pt. Std Inch	3/8"

Set Contents

399 Pc. Mechanic's Tool Set – continued

Part #	Size	Description	Drive	Part #	Size	Description	Drive
9-44342	5/16"	Socket 8 Pt. Std Inch	3/8"	9-47515	1-1/16"	Socket 12 Pt. Std Inch	1/2"
9-44343	3/8"	Socket 8 Pt. Std Inch	3/8"	9-47516	1-1/8"	Socket 12 Pt. Std Inch	1/2"
9-44344	7/16"	Socket 8 Pt. Std Inch	3/8"	9-47510	1-3/16"	Socket 12 Pt. Std Inch	1/2"
9-44345	1/2"	Socket 8 Pt. Std Inch	3/8"	9-47517	1-1/4"	Socket 12 Pt. Std Inch	1/2"
9-44301	9mm	Socket 12 Pt. Std Metric	3/8"	9-44231	9mm	Socket 12 Pt. Std Metric	1/2"
9-44302	10mm	Socket 12 Pt. Std Metric	3/8"	9-44232	10mm	Socket 12 Pt. Std Metric	1/2"
9-44309	11mm	Socket 12 Pt. Std Metric	3/8"	9-44229	11mm	Socket 12 Pt. Std Metric	1/2"
9-44303	12mm	Socket 12 Pt. Std Metric	3/8"	9-44233	12mm	Socket 12 Pt. Std Metric	1/2"
9-44304	13mm	Socket 12 Pt. Std Metric	3/8"	9-44234	13mm	Socket 12 Pt. Std Metric	1/2"
9-44305	14mm	Socket 12 Pt. Std Metric	3/8"	9-44235	14mm	Socket 12 Pt. Std Metric	1/2"
9-44306	15mm	Socket 12 Pt. Std Metric	3/8"	9-44236	15mm	Socket 12 Pt. Std Metric	1/2"
9-44311	16mm	Socket 12 Pt. Std Metric	3/8"	9-44266	16mm	Socket 12 Pt. Std Metric	1/2"
9-44307	17mm	Socket 12 Pt. Std Metric	3/8"	9-44237	17mm	Socket 12 Pt. Std Metric	1/2"
9-44312	18mm	Socket 12 Pt. Std Metric	3/8"	9-44267	18mm	Socket 12 Pt. Std Metric	1/2"
9-44308	19mm	Socket 12 Pt. Std Metric	3/8"	9-44238	19mm	Socket 12 Pt. Std Metric	1/2"
9-44314	21mm	Socket 12 Pt. Std Metric	3/8"	9-44268	20mm	Socket 12 Pt. Std Metric	1/2"
9-43333	3/8"	Socket 6 Pt. Deep Inch	3/8"	9-44249	21mm	Socket 12 Pt. Std Metric	1/2"
9-43331	7/16"	Socket 6 Pt. Deep Inch	3/8"	9-44239	22mm	Socket 12 Pt. Std Metric	1/2"
9-43332	1/2"	Socket 6 Pt. Deep Inch	3/8"	9-44240	23mm	Socket 12 Pt. Std Metric	1/2"
9-43334	9/16"	Socket 6 Pt. Deep Inch	3/8"	9-44242	24mm	Socket 12 Pt. Std Metric	1/2"
9-43335	5/8"	Socket 6 Pt. Deep Inch	3/8"	9-44269	25mm	Socket 12 Pt. Std Metric	1/2"
9-43336	11/16"	Socket 6 Pt. Deep Inch	3/8"	9-44272	26mm	Socket 12 Pt. Std Metric	1/2"
9-43337	3/4"	Socket 6 Pt. Deep Inch	3/8"	9-44243	27mm	Socket 12 Pt. Std Metric	1/2"
9-43338	13/16"	Socket 6 Pt. Deep Inch	3/8"	9-44276	28mm	Socket 12 Pt. Std Metric	1/2"
9-43339	7/8"	Socket 6 Pt. Deep Inch	3/8"	9-44244	30mm	Socket 12 Pt. Std Metric	1/2"
9-43328	15/16"	Socket 6 Pt. Deep Inch	3/8"	9-44245	32mm	Socket 12 Pt. Std Metric	1/2"
9-43329	1"	Socket 6 Pt. Deep Inch	3/8"	9-47521	1/2"	Socket 12 Pt. Deep Inch	1/2"
9-44425	9mm	Socket 6 Pt. Deep Metric	3/8"	9-47522	9/16"	Socket 12 Pt. Deep Inch	1/2"
9-44426	10mm	Socket 6 Pt. Deep Metric	3/8"	9-47523	5/8"	Socket 12 Pt. Deep Inch	1/2"
9-44427	11mm	Socket 6 Pt. Deep Metric	3/8"	9-47524	11/16"	Socket 12 Pt. Deep Inch	1/2"
9-44428	12mm	Socket 6 Pt. Deep Metric	3/8"	9-47525	3/4"	Socket 12 Pt. Deep Inch	1/2"
9-44429	13mm	Socket 6 Pt. Deep Metric	3/8"	9-47527	13/16"	Socket 12 Pt. Deep Inch	1/2"
9-44431	14mm	Socket 6 Pt. Deep Metric	3/8"	9-47528	7/8"	Socket 12 Pt. Deep Inch	1/2"
9-44432	15mm	Socket 6 Pt. Deep Metric	3/8"	9-47529	15/16"	Socket 12 Pt. Deep Inch	1/2"
9-44433	16mm	Socket 6 Pt. Deep Metric	3/8"	9-47531	1"	Socket 12 Pt. Deep Inch	1/2"
9-44434	17mm	Socket 6 Pt. Deep Metric	3/8"	9-44441	13mm	Socket 12 Pt. Deep Metric	1/2"
9-44435	18mm	Socket 6 Pt. Deep Metric	3/8"	9-44444	14mm	Socket 12 Pt. Deep Metric	1/2"
9-44436	19mm	Socket 6 Pt. Deep Metric	3/8"	9-44442	15mm	Socket 12 Pt. Deep Metric	1/2"
9-42664	T-30	Torx Bit Socket	3/8"	9-44443	16mm	Socket 12 Pt. Deep Metric	1/2"
9-42665	T-40	Torx Bit Socket	3/8"	9-44445	17mm	Socket 12 Pt. Deep Metric	1/2"
9-42666	T-45	Torx Bit Socket	3/8"	9-44459	18mm	Socket 12 Pt. Deep Metric	1/2"
9-42667	T-50	Torx Bit Socket	3/8"	9-44446	19mm	Socket 12 Pt. Deep Metric	1/2"
9-46669	5/32"	Hex Bit Socket	3/8"	9-44462	20mm	Socket 12 Pt. Deep Metric	1/2"
9-46661	3/16"	Hex Bit Socket	3/8"	9-44447	21mm	Socket 12 Pt. Deep Metric	1/2"
9-46662	7/32"	Hex Bit Socket	3/8"	9-44448	22mm	Socket 12 Pt. Deep Metric	1/2"
9-46663	1/4"	Hex Bit Socket	3/8"	9-44463	24mm	Socket 12 Pt. Deep Metric	1/2"
9-46664	5/16"	Hex Bit Socket	3/8"	9-44809	1/2"	QR Ratchet	1/2"
9-46665	3/8"	Hex Bit Socket	3/8"	9-43522	2"	Extension Bar	1/2"
9-42674	4mm	Hex Bit Metric Socket	3/8"	9-44133	3"	Extension Bar	1/2"
9-42675	5mm	Hex Bit Metric Socket	3/8"	9-44131	6"	Extension Bar	1/2"
9-42676	6mm	Hex Bit Metric Socket	3/8"	9-44132	10"	Extension Bar	1/2"
9-42677	7mm	Hex Bit Metric Socket	3/8"	9-4259	3/8"	Adapter	1/2"
9-42678	8mm	Hex Bit Metric Socket	3/8"	9-4425		Universal Joint	1/2"
9-42679	10mm	Hex Bit Metric Socket	3/8"	9-44571	1/4" x 5/16"	Open End Wrench Inch	
9-42651	5-6	Screwdriver Bit	3/8"	9-44572	3/8" x 7/16"	Open End Wrench Inch	
9-42652	8-10	Screwdriver Bit	3/8"	9-44579	1/2" x 9/16"	Open End Wrench Inch	
9-42653	14-16	Screwdriver Bit	3/8"	9-44592	9/16" x 5/8"	Open End Wrench Inch	
9-44369	#1	Phillips Bit	3/8"	9-44581	19/32" x 11/16"	Open End Wrench Inch	
9-44371	#2	Phillips Bit	3/8"	9-44582	5/8" x 3/4"	Open End Wrench Inch	
9-44372	#3	Phillips Bit	3/8"	9-44591	11/16" x 13/16"	Open End Wrench Inch	
9-44373	#4	Phillips Bit	3/8"	9-44584	3/4" x 7/8"	Open End Wrench Inch	
9-44808	3/8"	QR Ratchet	3/8"	9-44583	25/32" x 13/16"	Open End Wrench Inch	
9-43537	1-1/2"	Extension Bar	3/8"	9-44585	15/16" x 1"	Open End Wrench Inch	
9-44264	3"	Extension Bar	3/8"	9-44174	3/8" x 7/16"	Flare Nut Wrench Inch	
9-44261	6"	Extension Bar	3/8"	9-44171	1/2" x 9/16"	Flare Nut Wrench Inch	
9-44262	10"	Extension Bar	3/8"	9-44173	5/8" x 11/16"	Flare Nut Wrench Inch	
9-4435		Universal Joint	3/8"	9-44172	3/4" x 7/8"	Flare Nut Wrench Inch	
9-4256	1/4"	Adapter	3/8"	9-42909	6mm	Combination Wrench Metric	
9-4258	1/2"	Adapter	3/8"	9-42911	7mm	Combination Wrench Metric	
9-43324	5/8"	Spark Plug Socket	3/8"	9-42912	8mm	Combination Wrench Metric	
9-43325	13/16"	Spark Plug Socket	3/8"	9-42913	9mm	Combination Wrench Metric	
9-44221	7/16"	Socket 8 Pt. Std Inch	1/2"	9-42914	10mm	Combination Wrench Metric	
9-44222	1/2"	Socket 8 Pt. Std Inch	1/2"	9-42915	11mm	Combination Wrench Metric	
9-44223	9/16"	Socket 8 Pt. Std Inch	1/2"	9-42916	12mm	Combination Wrench Metric	
9-44224	5/8"	Socket 8 Pt. Std Inch	1/2"	9-42917	13mm	Combination Wrench Metric	
9-44225	11/16"	Socket 8 Pt. Std Inch	1/2"	9-42918	14mm	Combination Wrench Metric	
9-44226	3/4"	Socket 8 Pt. Std Inch	1/2"	9-42919	15mm	Combination Wrench Metric	
9-47500	3/8"	Socket 12 Pt. Std Inch	1/2"	9-42924	16mm	Combination Wrench Metric	
9-47501	7/16"	Socket 12 Pt. Std Inch	1/2"	9-42929	17mm	Combination Wrench Metric	
9-47502	1/2"	Socket 12 Pt. Std Inch	1/2"	9-42925	18mm	Combination Wrench Metric	
9-47503	9/16"	Socket 12 Pt. Std Inch	1/2"	9-42921	19mm	Combination Wrench Metric	
9-47504	19/32"	Socket 12 Pt. Std Inch	1/2"	9-42937	20mm	Combination Wrench Metric	
9-47505	5/8"	Socket 12 Pt. Std Inch	1/2"	9-42938	21mm	Combination Wrench Metric	
9-47506	21/32"	Socket 12 Pt. Std Inch	1/2"	9-42922	22mm	Combination Wrench Metric	
9-47507	11/16"	Socket 12 Pt. Std Inch	1/2"	9-42923	24mm	Combination Wrench Metric	
9-47508	3/4"	Socket 12 Pt. Std Inch	1/2"	9-44699	1/4"	Combination Wrench Inch	
9-47509	25/32"	Socket 12 Pt. Std Inch	1/2"	9-44691	5/16"	Combination Wrench Inch	
9-47511	13/16"	Socket 12 Pt. Std Inch	1/2"	9-44692	11/32"	Combination Wrench Inch	
9-47512	7/8"	Socket 12 Pt. Std Inch	1/2"	9-44693	3/8"	Combination Wrench Inch	
9-47513	15/16"	Socket 12 Pt. Std Inch	1/2"	9-44694	7/16"	Combination Wrench Inch	
9-47514	1"	Socket 12 Pt. Std Inch	1/2"	9-44695	1/2"	Combination Wrench Inch	

399 Pc. Mechanic's Tool Set – continued

Part #	Size	Description	Drive	Part #	Size	Description	Drive
9-44696	9/16"	Combination Wrench Inch		9-41973	11/32"	Nut Driver Inch	
9-44697	5/8"	Combination Wrench Inch		9-41974	3/8"	Nut Driver Inch	
9-44698	11/16"	Combination Wrench Inch		9-41975	7/16"	Nut Driver Inch	
9-44701	3/4"	Combination Wrench Inch		9-41976	1/2"	Nut Driver Inch	
9-44702	13/16"	Combination Wrench Inch		9-41981	5mm	Nut Driver Metric	
9-44703	7/8"	Combination Wrench Inch		9-41982	6mm	Nut Driver Metric	
9-44704	15/16"	Combination Wrench Inch		9-41983	7mm	Nut Driver Metric	
9-44705	1"	Combination Wrench Inch		9-41984	8mm	Nut Driver Metric	
9-44706	1-1/16"	Combination Wrench Inch		9-41985	9mm	Nut Driver Metric	
9-44707	1-1/8"	Combination Wrench Inch		9-41986	10mm	Nut Driver Metric	
9-44708	1-1/4"	Combination Wrench Inch		9-41987	11mm	Nut Driver Metric	
9-44709	1-5/16"	Combination Wrench Inch		9-46696	20 Pc.	Hex Key Set Inch	
9-44502	6 x 8mm	Open End Wrench Metric		9-46677	20 Pc.	Hex Key Set Metric	
9-44503	7 x 9mm	Open End Wrench Metric		9-41293	#0 x 2-1/2"	Phillips Screwdriver	
9-44504	10 x 11mm	Open End Wrench Metric		9-41294	# 1x 3"	Phillips Screwdriver	
9-44506	12 x 14mm	Open End Wrench Metric		9-41295	#2 x 4"	Phillips Screwdriver	
9-44507	13 x 15mm	Open End Wrench Metric		9-41297	#3 x 6"	Phillips Screwdriver	
9-44521	16 x 18mm	Open End Wrench Metric		9-41542	#0 x 1-1/2"	Phillips Screwdriver	
9-44508	17 x 19mm	Open End Wrench Metric		9-4118	#2 x 2-1/2"	Phillips Screwdriver	
9-44522	20 x 22mm	Open End Wrench Metric		9-41473	T-10	Torx Screwdriver	
9-44523	21 x 23mm	Open End Wrench Metric		9-41474	T-15	Torx Screwdriver	
9-44509	22 x 24mm	Open End Wrench Metric		9-41475	T-20	Torx Screwdriver	
9-41541	3/32" x 1-1/2"	Slotted Screwdriver		9-41476	T-25	Torx Screwdriver	
9-41589	1/8" x 4"	Slotted Screwdriver		9-41479	T-27	Torx Screwdriver	
9-41581	3/16" x 4"	Slotted Screwdriver		9-41477	T-30	Torx Screwdriver	
9-41584	1/4" x 6"	Slotted Screwdriver		9-42881	1/16"	Pin Punch	
9-4151	1/4" x 1-1/2"	Slotted Screwdriver		9-42882	3/32"	Pin Punch	
9-44175	9 x 11mm	Flare Nut Wrench Metric		9-42884	5/32"	Pin Punch	
9-44176	10 x 12mm	Flare Nut Wrench Metric		9-42886	1/4"	Pin Punch	
9-44177	13 x 14mm	Flare Nut Wrench Metric		9-42901	5/32"	Line Up Punch	
9-44178	15 x 17mm	Flare Nut Wrench Metric		9-42902	3/16"	Line Up Punch	
9-44179	19 x 21mm	Flare Nut Wrench Metric		9-42903	1/4"	Line Up Punch	
9-44475	3/8" x 7/16"	Tappet Wrench		9-42841	3/8"	Prick Punch	
9-44471	7/16" x 17/32"	Tappet Wrench		9-42862	1/2"	Center Punch	
9-44472	1/2" x 9/16"	Tappet Wrench		9-37553	1/16"	Nail Set Punch	
9-44473	5/8" x 11/16"	Tappet Wrench		9-37552	1/32"	Nail Set Punch	
9-44474	3/4" x 7/8"	Tappet Wrench		9-42976	7/8"	Chisel	
9-41977	3/16"	Nut Driver Inch		9-42975	3/4"	Chisel	
9-41971	1/4"	Nut Driver Inch		9-42972	3/8"	Chisel	
9-41972	5/16"	Nut Driver Inch		9-42971	1/4"	Chisel	
				9-4301	5 Pc.	Punch and Chisel Set	

9-33354 254 Pc. Mechanic's Tool Set

Part #	Size	Description	Drive	Part #	Size	Description	Drive
9-43481	5/32"	Socket 6 Pt. Std Inch	1/4"	9-44401	4mm	Socket 6 Pt. Deep Metric	1/4"
9-43491	3/16"	Socket 6 Pt. Std Inch	1/4"	9-44402	5mm	Socket 6 Pt. Deep Metric	1/4"
9-43492	7/32"	Socket 6 Pt. Std Inch	1/4"	9-44403	6mm	Socket 6 Pt. Deep Metric	1/4"
9-43493	1/4"	Socket 6 Pt. Std Inch	1/4"	9-44404	7mm	Socket 6 Pt. Deep Metric	1/4"
9-43494	9/32"	Socket 6 Pt. Std Inch	1/4"	9-44405	8mm	Socket 6 Pt. Deep Metric	1/4"
9-43495	5/16"	Socket 6 Pt. Std Inch	1/4"	9-44406	9mm	Socket 6 Pt. Deep Metric	1/4"
9-43496	11/32"	Socket 6 Pt. Std Inch	1/4"	9-44407	10mm	Socket 6 Pt. Deep Metric	1/4"
9-43497	3/8"	Socket 6 Pt. Std Inch	1/4"	9-44408	11mm	Socket 6 Pt. Deep Metric	1/4"
9-43498	7/16"	Socket 6 Pt. Std Inch	1/4"	9-44409	12mm	Socket 6 Pt. Deep Metric	1/4"
9-43499	1/2"	Socket 6 Pt. Std Inch	1/4"	9-44411	13mm	Socket 6 Pt. Deep Metric	1/4"
9-43480	9/16"	Socket 6 Pt. Std Inch	1/4"	9-44412	14mm	Socket 6 Pt. Deep Metric	1/4"
9-43608	3/16"	Socket 12 Pt. Std Inch	1/4"	9-44807		QR Ratchet	1/4"
9-43609	7/32"	Socket 12 Pt. Std Inch	1/4"	9-43538	1 1/2"	Extension Bar	1/4"
9-43601	1/4"	Socket 12 Pt. Std Inch	1/4"	9-43539	3"	Extension Bar	1/4"
9-43602	9/32"	Socket 12 Pt. Std Inch	1/4"	9-43531	6"	Extension Bar	1/4"
9-43603	5/16"	Socket 12 Pt. Std Inch	1/4"	9-42999	1/4"	Socket 6 Pt. Std Inch	3/8"
9-43604	11/32"	Socket 12 Pt. Std Inch	1/4"	9-43000	5/16"	Socket 6 Pt. Std Inch	3/8"
9-43605	3/8"	Socket 12 Pt. Std Inch	1/4"	9-43001	3/8"	Socket 6 Pt. Std Inch	3/8"
9-43606	7/16"	Socket 12 Pt. Std Inch	1/4"	9-43002	7/16"	Socket 6 Pt. Std Inch	3/8"
9-43607	1/2"	Socket 12 Pt. Std Inch	1/4"	9-43003	1/2"	Socket 6 Pt. Std Inch	3/8"
9-43610	9/16"	Socket 12 Pt. Std Inch	1/4"	9-43004	9/16"	Socket 6 Pt. Std Inch	3/8"
9-43505	4mm	Socket 6 Pt. Std Metric	1/4"	9-43005	5/8"	Socket 6 Pt. Std Inch	3/8"
9-43501	5mm	Socket 6 Pt. Std Metric	1/4"	9-43006	11/16"	Socket 6 Pt. Std Inch	3/8"
9-43511	5.5mm	Socket 6 Pt. Std Metric	1/4"	9-43007	3/4"	Socket 6 Pt. Std Inch	3/8"
9-43502	6mm	Socket 6 Pt. Std Metric	1/4"	9-43008	13/16"	Socket 6 Pt. Std Inch	3/8"
9-43503	7mm	Socket 6 Pt. Std Metric	1/4"	9-43013	7/8"	Socket 6 Pt. Std Inch	3/8"
9-43504	8mm	Socket 6 Pt. Std Metric	1/4"	9-44341	1/4"	Socket 8 Pt. Std Inch	3/8"
9-43507	9mm	Socket 6 Pt. Std Metric	1/4"	9-44342	5/16"	Socket 8 Pt. Std Inch	3/8"
9-43508	10mm	Socket 6 Pt. Std Metric	1/4"	9-44343	3/8"	Socket 8 Pt. Std Inch	3/8"
9-43509	11mm	Socket 6 Pt. Std Metric	1/4"	9-44344	7/16"	Socket 8 Pt. Std Inch	3/8"
9-43513	12mm	Socket 6 Pt. Std Metric	1/4"	9-44345	1/2"	Socket 8 Pt. Std Inch	3/8"
9-43514	13mm	Socket 6 Pt. Std Metric	1/4"	9-44351	1/4"	Socket 12 Pt. Std Inch	3/8"
9-43512	14mm	Socket 6 Pt. Std Metric	1/4"	9-44329	5/16"	Socket 12 Pt. Std Inch	3/8"
9-43571	3/16"	Socket 6 Pt. Deep Inch	1/4"	9-44331	3/8"	Socket 12 Pt. Std Inch	3/8"
9-43572	7/32"	Socket 6 Pt. Deep Inch	1/4"	9-44332	7/16"	Socket 12 Pt. Std Inch	3/8"
9-43573	1/4"	Socket 6 Pt. Deep Inch	1/4"	9-44333	1/2"	Socket 12 Pt. Std Inch	3/8"
9-43574	9/32"	Socket 6 Pt. Deep Inch	1/4"	9-44334	9/16"	Socket 12 Pt. Std Inch	3/8"
9-43575	5/16"	Socket 6 Pt. Deep Inch	1/4"	9-44335	5/8"	Socket 12 Pt. Std Inch	3/8"
9-43576	11/32"	Socket 6 Pt. Deep Inch	1/4"	9-44336	11/16"	Socket 12 Pt. Std Inch	3/8"
9-43577	3/8"	Socket 6 Pt. Deep Inch	1/4"	9-44337	3/4"	Socket 12 Pt. Std Inch	3/8"
9-43578	7/16"	Socket 6 Pt. Deep Inch	1/4"	9-44338	13/16"	Socket 12 Pt. Std Inch	3/8"
9-43589	1/2"	Socket 6 Pt. Deep Inch	1/4"	9-44339	7/8"	Socket 12 Pt. Std Inch	3/8"
9-43587	9/16"	Socket 6 Pt. Deep Inch	1/4"	9-43516	6mm	Socket 6 Pt. Std Metric	3/8"

Set Contents

254 Pc. Mechanic's Tool Set – continued

Part #	Size	Description	Drive	Part #	Size	Description	Drive
9-43533	7mm	Socket 6 Pt. Std Metric	3/8"	9-47507	11/16"	Socket 12 Pt. Std Inch	1/2"
9-43536	8mm	Socket 6 Pt. Std Metric	3/8"	9-47508	3/4"	Socket 12 Pt. Std Inch	1/2"
9-43541	9mm	Socket 6 Pt. Std Metric	3/8"	9-47511	13/16"	Socket 12 Pt. Std Inch	1/2"
9-43542	10mm	Socket 6 Pt. Std Metric	3/8"	9-47512	7/8"	Socket 12 Pt. Std Inch	1/2"
9-43543	11mm	Socket 6 Pt. Std Metric	3/8"	9-47513	15/16"	Socket 12 Pt. Std Inch	1/2"
9-43544	12mm	Socket 6 Pt. Std Metric	3/8"	9-47514	1"	Socket 12 Pt. Std Inch	1/2"
9-43545	13mm	Socket 6 Pt. Std Metric	3/8"	9-47515	1-1/16"	Socket 12 Pt. Std Inch	1/2"
9-43546	14mm	Socket 6 Pt. Std Metric	3/8"	9-47516	1-1/8"	Socket 12 Pt. Std Inch	1/2"
9-43547	15mm	Socket 6 Pt. Std Metric	3/8"	9-47517	1-1/4"	Socket 12 Pt. Std Inch	1/2"
9-43570	16mm	Socket 6 Pt. Std Metric	3/8"	9-44236	15mm	Socket 12 Pt. Std Metric	1/2"
9-43548	17mm	Socket 6 Pt. Std Metric	3/8"	9-44266	16mm	Socket 12 Pt. Std Metric	1/2"
9-43579	18mm	Socket 6 Pt. Std Metric	3/8"	9-44237	17mm	Socket 12 Pt. Std Metric	1/2"
9-43549	19mm	Socket 6 Pt. Std Metric	3/8"	9-44267	18mm	Socket 12 Pt. Std Metric	1/2"
9-43580	20mm	Socket 6 Pt. Std Metric	3/8"	9-44238	19mm	Socket 12 Pt. Std Metric	1/2"
9-43584	21mm	Socket 6 Pt. Std Metric	3/8"	9-44268	20mm	Socket 12 Pt. Std Metric	1/2"
9-43585	22mm	Socket 6 Pt. Std Metric	3/8"	9-44249	21mm	Socket 12 Pt. Std Metric	1/2"
9-44294	6mm	Socket 12 Pt. Std Metric	3/8"	9-44239	22mm	Socket 12 Pt. Std Metric	1/2"
9-44295	7mm	Socket 12 Pt. Std Metric	3/8"	9-44240	23mm	Socket 12 Pt. Std Metric	1/2"
9-44296	8mm	Socket 12 Pt. Std Metric	3/8"	9-44242	24mm	Socket 12 Pt. Std Metric	1/2"
9-44301	9mm	Socket 12 Pt. Std Metric	3/8"	9-44269	25mm	Socket 12 Pt. Std Metric	1/2"
9-44302	10mm	Socket 12 Pt. Std Metric	3/8"	9-44272	26mm	Socket 12 Pt. Std Metric	1/2"
9-44309	11mm	Socket 12 Pt. Std Metric	3/8"	9-44243	27mm	Socket 12 Pt. Std Metric	1/2"
9-44303	12mm	Socket 12 Pt. Std Metric	3/8"	9-44809	1/2"	QR Ratchet	1/2"
9-44304	13mm	Socket 12 Pt. Std Metric	3/8"	9-44133	3"	Extension Bar	1/2"
9-44305	14mm	Socket 12 Pt. Std Metric	3/8"	9-44699	1/4"	Combination Wrench Inch	
9-44306	15mm	Socket 12 Pt. Std Metric	3/8"	9-44691	5/16"	Combination Wrench Inch	
9-44311	16mm	Socket 12 Pt. Std Metric	3/8"	9-44692	11/32"	Combination Wrench Inch	
9-44307	17mm	Socket 12 Pt. Std Metric	3/8"	9-44693	3/8"	Combination Wrench Inch	
9-44312	18mm	Socket 12 Pt. Std Metric	3/8"	9-44694	7/16"	Combination Wrench Inch	
9-44308	19mm	Socket 12 Pt. Std Metric	3/8"	9-44695	1/2"	Combination Wrench Inch	
9-44314	21mm	Socket 12 Pt. Std Metric	3/8"	9-44696	9/16"	Combination Wrench Inch	
9-43333	3/8"	Socket 6 Pt. Deep Inch	3/8"	9-44697	5/8"	Combination Wrench Inch	
9-43331	7/16"	Socket 6 Pt. Deep Inch	3/8"	9-44698	11/16"	Combination Wrench Inch	
9-43332	1/2"	Socket 6 Pt. Deep Inch	3/8"	9-44701	3/4"	Combination Wrench Inch	
9-43334	9/16"	Socket 6 Pt. Deep Inch	3/8"	9-44702	13/16"	Combination Wrench Inch	
9-43335	5/8"	Socket 6 Pt. Deep Inch	3/8"	9-44703	7/8"	Combination Wrench Inch	
9-43336	11/16"	Socket 6 Pt. Deep Inch	3/8"	9-42909	6mm	Combination Wrench Metric	
9-43337	3/4"	Socket 6 Pt. Deep Inch	3/8"	9-42911	7mm	Combination Wrench Metric	
9-44425	9mm	Socket 6 Pt. Deep Metric	3/8"	9-42912	8mm	Combination Wrench Metric	
9-44426	10mm	Socket 6 Pt. Deep Metric	3/8"	9-42913	9mm	Combination Wrench Metric	
9-44427	11mm	Socket 6 Pt. Deep Metric	3/8"	9-42914	10mm	Combination Wrench Metric	
9-44428	12mm	Socket 6 Pt. Deep Metric	3/8"	9-42915	11mm	Combination Wrench Metric	
9-44429	13mm	Socket 6 Pt. Deep Metric	3/8"	9-42916	12mm	Combination Wrench Metric	
9-44431	14mm	Socket 6 Pt. Deep Metric	3/8"	9-42917	13mm	Combination Wrench Metric	
9-44432	15mm	Socket 6 Pt. Deep Metric	3/8"	9-42918	14mm	Combination Wrench Metric	
9-44433	16mm	Socket 6 Pt. Deep Metric	3/8"	9-42919	15mm	Combination Wrench Metric	
9-44434	17mm	Socket 6 Pt. Deep Metric	3/8"	9-42924	16mm	Combination Wrench Metric	
9-44435	18mm	Socket 6 Pt. Deep Metric	3/8"	9-42929	17mm	Combination Wrench Metric	
9-44436	19mm	Socket 6 Pt. Deep Metric	3/8"	9-42925	18mm	Combination Wrench Metric	
9-44811	3/8"	QR Ratchet	3/8"	9-42921	19mm	Combination Wrench Metric	
9-44264	3"	Extension Bar	3/8"	9-46696	20 Pc.	Hex Key Set Inch	
9-44261	6"	Extension Bar	3/8"	9-46677	20 Pc.	Hex Key Set Metric	
9-43324	5/8"	Spark Plug Socket	3/8"	9-43373		Magnetic Handle	
9-43325	13/16"	Spark Plug Socket	3/8"		10 Pc.	Screwdriver Bit Set	
9-47505	5/8"	Socket 12 Pt. Std Inch	1/2"		12 Pc.	Nut Driver Bit Set Inch/Metric	

9-33446 521 Pc. Mechanic's Tool Set

Part #	Size	Description	Drive	Part #	Size	Description	Drive
9-4259	3/8"	Adapter	1/2"	9-44276	28mm	Socket 12 Pt. Std Metric	1/2"
9-43522	2"	Extension Bar	1/2"	9-44441	13mm	Socket 12 Pt. Deep Metric	1/2"
9-44131	6"	Extension Bar	1/2"	9-44442	15mm	Socket 12 Pt. Deep Metric	1/2"
9-44132	10"	Extension Bar	1/2"	9-44443	16mm	Socket 12 Pt. Deep Metric	1/2"
9-44133	3"	Extension Bar	1/2"	9-44444	14mm	Socket 12 Pt. Deep Metric	1/2"
9-44202	18"	Flex T Handle	1/2"	9-44445	17mm	Socket 12 Pt. Deep Metric	1/2"
9-44809		QR Ratchet	1/2"	9-44446	19mm	Socket 12 Pt. Deep Metric	1/2"
9-44229	11mm	Socket 12 Pt. Std Metric	1/2"	9-44447	21mm	Socket 12 Pt. Deep Metric	1/2"
9-44231	9mm	Socket 12 Pt. Std Metric	1/2"	9-44448	22mm	Socket 12 Pt. Deep Metric	1/2"
9-44232	10mm	Socket 12 Pt. Std Metric	1/2"	9-44459	18mm	Socket 12 Pt. Deep Metric	1/2"
9-44233	12mm	Socket 12 Pt. Std Metric	1/2"	9-44462	20mm	Socket 12 Pt. Deep Metric	1/2"
9-44234	13mm	Socket 12 Pt. Std Metric	1/2"	9-44463	24mm	Socket 12 Pt. Deep Metric	1/2"
9-44235	14mm	Socket 12 Pt. Std Metric	1/2"	9-47500	3/8"	Socket 12 Pt. Std Inch	1/2"
9-44236	15mm	Socket 12 Pt. Std Metric	1/2"	9-47501	7/16"	Socket 12 Pt. Std Inch	1/2"
9-44237	17mm	Socket 12 Pt. Std Metric	1/2"	9-47502	1/2"	Socket 12 Pt. Std Inch	1/2"
9-44238	19mm	Socket 12 Pt. Std Metric	1/2"	9-47503	9/16"	Socket 12 Pt. Std Inch	1/2"
9-44239	22mm	Socket 12 Pt. Std Metric	1/2"	9-47504	19/32"	Socket 12 Pt. Std Inch	1/2"
9-44240	23mm	Socket 12 Pt. Std Metric	1/2"	9-47505	5/8"	Socket 12 Pt. Std Inch	1/2"
9-44242	24mm	Socket 12 Pt. Std Metric	1/2"	9-47506	21/32"	Socket 12 Pt. Std Inch	1/2"
9-44243	27mm	Socket 12 Pt. Std Metric	1/2"	9-47507	11/16"	Socket 12 Pt. Std Inch	1/2"
9-44244	30mm	Socket 12 Pt. Std Metric	1/2"	9-47508	3/4"	Socket 12 Pt. Std Inch	1/2"
9-44245	32mm	Socket 12 Pt. Std Metric	1/2"	9-47509	25/32"	Socket 12 Pt. Std Inch	1/2"
9-44249	21mm	Socket 12 Pt. Std Metric	1/2"	9-47510	1-3/16"	Socket 12 Pt. Std Inch	1/2"
9-44266	16mm	Socket 12 Pt. Std Metric	1/2"	9-47511	13/16"	Socket 12 Pt. Std Inch	1/2"
9-44267	18mm	Socket 12 Pt. Std Metric	1/2"	9-47512	7/8"	Socket 12 Pt. Std Inch	1/2"
9-44268	20mm	Socket 12 Pt. Std Metric	1/2"	9-47513	15/16"	Socket 12 Pt. Std Inch	1/2"
9-44269	25mm	Socket 12 Pt. Std Metric	1/2"	9-47514	1"	Socket 12 Pt. Std Inch	1/2"
9-44272	26mm	Socket 12 Pt. Std Metric	1/2"	9-47515	1-1/16"	Socket 12 Pt. Std Inch	1/2"

521 Pc. Mechanic's Tool Set – continued

Part #	Size	Description	Drive	Part #	Size	Description	Drive
9-47516	1-1/8"	Socket 12 Pt. Std Inch	1/2"	9-43572	7/32"	Socket 6 Pt. Deep Inch	1/4"
9-47517	1-1/4"	Socket 12 Pt. Std Inch	1/2"	9-43573	1/4"	Socket 6 Pt. Deep Inch	1/4"
9-47521	1/2"	Socket 12 pt. Deep Inch	1/2"	9-43574	9/32"	Socket 6 Pt. Deep Inch	1/4"
9-47522	9/16"	Socket 12 pt. Deep Inch	1/2"	9-43575	5/16"	Socket 6 Pt. Deep Inch	1/4"
9-47523	5/8"	Socket 12 pt. Deep Inch	1/2"	9-43576	11/32"	Socket 6 Pt. Deep Inch	1/4"
9-47524	11/16"	Socket 12 pt. Deep Inch	1/2"	9-43577	3/8"	Socket 6 Pt. Deep Inch	1/4"
9-47525	3/4"	Socket 12 pt. Deep Inch	1/2"	9-43578	7/16"	Socket 6 Pt. Deep Inch	1/4"
9-47527	13/16"	Socket 12 pt. Deep Inch	1/2"	9-43587	9/16"	Socket 6 Pt. Deep Inch	1/4"
9-47528	7/8"	Socket 12 pt. Deep Inch	1/2"	9-43589	1/2"	Socket 6 Pt. Deep Inch	1/4"
9-47529	15/16"	Socket 12 pt. Deep Inch	1/2"	9-44401	4mm	Socket 6 Pt. Deep Metric	1/4"
9-47531	1"	Socket 12 pt. Deep Inch	1/2"	9-44402	5mm	Socket 6 Pt. Deep Metric	1/4"
9-44228	18mm	Socket 6 Pt. Std Metric	1/2"	9-44403	6mm	Socket 6 Pt. Deep Metric	1/4"
9-44251	9mm	Socket 6 Pt. Std Metric	1/2"	9-44404	7mm	Socket 6 Pt. Deep Metric	1/4"
9-44252	10mm	Socket 6 Pt. Std Metric	1/2"	9-44405	8mm	Socket 6 Pt. Deep Metric	1/4"
9-44253	11mm	Socket 6 Pt. Std Metric	1/2"	9-44406	9mm	Socket 6 Pt. Deep Metric	1/4"
9-44254	12mm	Socket 6 Pt. Std Metric	1/2"	9-44407	10mm	Socket 6 Pt. Deep Metric	1/4"
9-44255	13mm	Socket 6 Pt. Std Metric	1/2"	9-44408	11mm	Socket 6 Pt. Deep Metric	1/4"
9-44256	14mm	Socket 6 Pt. Std Metric	1/2"	9-44409	12mm	Socket 6 Pt. Deep Metric	1/4"
9-44257	15mm	Socket 6 Pt. Std Metric	1/2"	9-44411	13mm	Socket 6 Pt. Deep Metric	1/4"
9-44258	17mm	Socket 6 Pt. Std Metric	1/2"	9-44412	14mm	Socket 6 Pt. Deep Metric	1/4"
9-44259	19mm	Socket 6 Pt. Std Metric	1/2"	9-43501	5mm	Socket 6 Pt. Std Metric	1/4"
9-44265	22mm	Socket 6 Pt. Std Metric	1/2"	9-43502	6mm	Socket 6 Pt. Std Metric	1/4"
9-44053	3/8"	Socket 6 Pt. Std Inch	1/2"	9-43503	7mm	Socket 6 Pt. Std Metric	1/4"
9-44054	7/16"	Socket 6 Pt. Std Inch	1/2"	9-43504	8mm	Socket 6 Pt. Std Metric	1/4"
9-44055	1/2"	Socket 6 Pt. Std Inch	1/2"	9-43505	4mm	Socket 6 Pt. Std Metric	1/4"
9-44056	9/16"	Socket 6 Pt. Std Inch	1/2"	9-43507	9mm	Socket 6 Pt. Std Metric	1/4"
9-44056	9/16"	Socket 6 Pt. Std Inch	1/2"	9-43508	10mm	Socket 6 Pt. Std Metric	1/4"
9-44057	5/8"	Socket 6 Pt. Std Inch	1/2"	9-43509	11mm	Socket 6 Pt. Std Metric	1/4"
9-44058	11/16"	Socket 6 Pt. Std Inch	1/2"	9-43511	5.5mm	Socket 6 Pt. Std Metric	1/4"
9-44059	3/4"	Socket 6 Pt. Std Inch	1/2"	9-43512	14mm	Socket 6 Pt. Std Metric	1/4"
9-44063	13/16"	Socket 6 Pt. Std Inch	1/2"	9-43513	12mm	Socket 6 Pt. Std Metric	1/4"
9-44064	7/8"	Socket 6 Pt. Std Inch	1/2"	9-43514	13mm	Socket 6 Pt. Std Metric	1/4"
9-44065	15/16"	Socket 6 Pt. Std Inch	1/2"	9-43480	9/16"	Socket 6 Pt. Std Inch	1/4"
9-44066	1"	Socket 6 Pt. Std Inch	1/2"	9-43481	5/32"	Socket 6 Pt. Std Inch	1/4"
9-44067	1-1/16"	Socket 6 Pt. Std Inch	1/2"	9-43491	3/16"	Socket 6 Pt. Std Inch	1/4"
9-44068	1-1/8"	Socket 6 Pt. Std Inch	1/2"	9-43492	7/32"	Socket 6 Pt. Std Inch	1/4"
9-44069	1-1/4"	Socket 6 Pt. Std Inch	1/2"	9-43493	1/4"	Socket 6 Pt. Std Inch	1/4"
9-47582	1/2"	Socket 6 Pt. Deep Inch	1/2"	9-43494	9/32"	Socket 6 Pt. Std Inch	1/4"
9-47583	9/16"	Socket 6 Pt. Deep Inch	1/2"	9-43495	5/16"	Socket 6 Pt. Std Inch	1/4"
9-47584	5/8"	Socket 6 Pt. Deep Inch	1/2"	9-43496	11/32"	Socket 6 Pt. Std Inch	1/4"
9-47585	11/16"	Socket 6 Pt. Deep Inch	1/2"	9-43497	3/8"	Socket 6 Pt. Std Inch	1/4"
9-47586	3/4"	Socket 6 Pt. Deep Inch	1/2"	9-43498	7/16"	Socket 6 Pt. Std Inch	1/4"
9-47587	13/16"	Socket 6 Pt. Deep Inch	1/2"	9-43499	1/2"	Socket 6 Pt. Std Inch	1/4"
9-47588	7/8"	Socket 6 Pt. Deep Inch	1/2"	9-43372	6"	Spinner Handle	1/4"
9-47589	15/16"	Socket 6 Pt. Deep Inch	1/2"	9-42661	T-15	Torx Bit Socket	1/4"
9-47591	1"	Socket 6 Pt. Deep Inch	1/2"	9-42662	T-20	Torx Bit Socket	1/4"
9-44221	7/16"	Socket 8 Pt. Std Inch	1/2"	9-42663	T-25	Torx Bit Socket	1/4"
9-44222	1/2"	Socket 8 Pt. Std Inch	1/2"	9-4280		Universal Joint	1/4"
9-44223	9/16"	Socket 8 Pt. Std Inch	1/2"	9-43594	5/16"	Socket 12 Pt. Deep Inch	1/4"
9-44224	5/8"	Socket 8 Pt. Std Inch	1/2"	9-44804	3/4"	QR Ratchet	3/4"
9-44225	11/16"	Socket 8 Pt. Std Inch	1/2"	9-47779	1-3/8"	Socket 12 Pt. Std Inch	3/4"
9-44226	3/4"	Socket 8 Pt. Std Inch	1/2"	9-47781	1-7/16"	Socket 12 Pt. Std Inch	3/4"
9-43327	5/8"	Spark Plug Socket	1/2"	9-47782	1-1/2"	Socket 12 Pt. Std Inch	3/4"
9-44241	13/16"	Spark Plug Socket	1/2"	9-47783	1-5/8"	Socket 12 Pt. Std Inch	3/4"
9-4425		Universal Joint	1/2"	9-47784	1-11/16"	Socket 12 Pt. Std Inch	3/4"
9-4257	3/8"	Adapter	1/4"	9-47785	1-3/4"	Socket 12 Pt. Std Inch	3/4"
9-43531	6"	Extension Bar	1/4"	9-47786	1-13/16"	Socket 12 Pt. Std Inch	3/4"
9-43538	1-1/2"	Extension Bar	1/4"	9-47787	1-7/8"	Socket 12 Pt. Std Inch	3/4"
9-43539	3"	Extension Bar	1/4"	9-47788	2"	Socket 12 Pt. Std Inch	3/4"
9-43523	6"	Flex T Handle	1/4"	9-4256	1/4"	Adapter	3/8"
9-42701	3/16"	Hex Bit Socket Inch	1/4"	9-4258	1/2"	Adapter	3/8"
9-42702	7/32"	Hex Bit Socket Inch	1/4"	9-43537	1-1/2"	Extension Bar	3/8"
9-42703	1/4"	Hex Bit Socket Inch	1/4"	9-44261	6"	Extension Bar	3/8"
9-42704	5/16"	Hex Bit Socket Inch	1/4"	9-44262	10"	Extension Bar	3/8"
9-42705	3/8"	Hex Bit Socket Inch	1/4"	9-44264	3"	Extension Bar	3/8"
9-42681	#1	Phillips Bit Socket	1/4"	9-44363	10"	Flex T Handle	3/8"
9-42682	#2	Phillips Bit Socket	1/4"	9-42674	4mm	Hex Bit Metric Socket	3/8"
9-44807	1/4"	QR Ratchet	1/4"	9-42675	5mm	Hex Bit Metric Socket	3/8"
9-42691	5-6	Screw Bit Socket	1/4"	9-42676	6mm	Hex Bit Metric Socket	3/8"
9-42692	6-8	Screw Bit Socket	1/4"	9-42677	7mm	Hex Bit Metric Socket	3/8"
9-43590	3/16"	Socket 12 Pt. Deep Inch	1/4"	9-42678	8mm	Hex Bit Metric Socket	3/8"
9-43591	7/32"	Socket 12 Pt. Deep Inch	1/4"	9-42679	10mm	Hex Bit Metric Socket	3/8"
9-43592	1/4"	Socket 12 Pt. Deep Inch	1/4"	9-46661	3/16"	Hex Bit Socket	3/8"
9-43593	9/32"	Socket 12 Pt. Deep Inch	1/4"	9-46662	7/32"	Hex Bit Socket	3/8"
9-43595	11/32"	Socket 12 Pt. Deep Inch	1/4"	9-46663	1/4"	Hex Bit Socket	3/8"
9-43596	3/8"	Socket 12 Pt. Deep Inch	1/4"	9-46664	5/16"	Hex Bit Socket	3/8"
9-43597	7/16"	Socket 12 Pt. Deep Inch	1/4"	9-46665	3/8"	Hex Bit Socket	3/8"
9-43598	1/2"	Socket 12 Pt. Deep Inch	1/4"	9-46669	5/32"	Hex Bit Socket	3/8"
9-43599	9/16"	Socket 12 Pt. Deep Inch	1/4"	9-44369	#1	Phillips Bit	3/8"
9-43601	1/4"	Socket 12 Pt. Std Inch	1/4"	9-44371	#2	Phillips Bit	3/8"
9-43602	9/32"	Socket 12 Pt. Std Inch	1/4"	9-44372	#3	Phillips Bit	3/8"
9-43603	5/16"	Socket 12 Pt. Std Inch	1/4"	9-44373	#4	Phillips Bit	3/8"
9-43604	11/32"	Socket 12 Pt. Std Inch	1/4"	9-44808	3/8"	QR Ratchet Long	3/8"
9-43605	3/8"	Socket 12 Pt. Std Inch	1/4"	9-42651	5-6	Screwdriver Bit	3/8"
9-43606	7/16"	Socket 12 Pt. Std Inch	1/4"	9-42652	8-10	Screwdriver Bit	3/8"
9-43607	1/2"	Socket 12 Pt. Std Inch	1/4"	9-42653	14-16	Screwdriver Bit	3/8"
9-43608	3/16"	Socket 12 Pt. Std Inch	1/4"	9-43301	3/8"	Socket 12 Pt. Deep Inch	3/8"
9-43609	7/32"	Socket 12 Pt. Std Inch	1/4"	9-43311	7/16"	Socket 12 Pt. Deep Inch	3/8"
9-43610	9/16"	Socket 12 Pt. Std Inch	1/4"	9-43312	1/2"	Socket 12 Pt. Deep Inch	3/8"
9-43571	3/16"	Socket 6 Pt. Deep Inch	1/4"	9-43313	9/16"	Socket 12 Pt. Deep Inch	3/8"

Set Contents

521 Pc. Mechanic's Tool Set – continued

Part #	Size	Description	Drive	Part #	Size	Description	Drive
9-43314	5/8"	Socket 12 Pt. Deep Inch	3/8"	9-44341	1/4"	Socket 6 Pt. Std Inch	3/8"
9-43315	15/16"	Socket 12 Pt. Deep Inch	3/8"	9-44342	5/16"	Socket 6 Pt. Std Inch	3/8"
9-43316	11/16"	Socket 12 Pt. Deep Inch	3/8"	9-44343	3/8"	Socket 6 Pt. Std Inch	3/8"
9-43317	3/4"	Socket 12 Pt. Deep Inch	3/8"	9-44344	7/16"	Socket 6 Pt. Std Inch	3/8"
9-43318	13/16"	Socket 12 Pt. Deep Inch	3/8"	9-44345	1/2"	Socket 6 Pt. Std Inch	3/8"
9-43319	7/8"	Socket 12 Pt. Deep Inch	3/8"	9-43324	5/8"	Spark Plug Socket	3/8"
9-43320	1"	Socket 12 Pt. Deep Inch	3/8"	9-43325	13/16"	Spark Plug Socket	3/8"
9-44413	9mm	Socket 12 Pt. Deep Metric	3/8"	9-42664	T-30	Torx Bit Socket	3/8"
9-44414	10mm	Socket 12 Pt. Deep Metric	3/8"	9-42665	T-40	Torx Bit Socket	3/8"
9-44415	11mm	Socket 12 Pt. Deep Metric	3/8"	9-42666	T-45	Torx Bit Socket	3/8"
9-44416	12mm	Socket 12 Pt. Deep Metric	3/8"	9-42667	T-50	Torx Bit Socket	3/8"
9-44417	13mm	Socket 12 Pt. Deep Metric	3/8"	9-4435		Universal Joint	3/8"
9-44418	14mm	Socket 12 Pt. Deep Metric	3/8"	9-42952	6 x 8mm	Box End Wrench Metric	
9-44419	15mm	Socket 12 Pt. Deep Metric	3/8"	9-42953	7 x 9mm	Box End Wrench Metric	
9-44421	16mm	Socket 12 Pt. Deep Metric	3/8"	9-42954	10 x 11mm	Box End Wrench Metric	
9-44422	17mm	Socket 12 Pt. Deep Metric	3/8"	9-42956	12 x 14mm	Box End Wrench Metric	
9-44423	18mm	Socket 12 Pt. Deep Metric	3/8"	9-42957	13 x 15mm	Box End Wrench Metric	
9-44424	19mm	Socket 12 Pt. Deep Metric	3/8"	9-42958	17 x 19mm	Box End Wrench Metric	
9-44312	18mm	Socket 12 Pt. Std Metric	3/8"	9-42959	22 x 24mm	Box End Wrench Metric	
9-44301	9mm	Socket 12 Pt. Std Metric	3/8"	9-42961	16 x 18mm	Box End Wrench Metric	
9-44302	10mm	Socket 12 Pt. Std Metric	3/8"	9-42965	20 x 22mm	Box End Wrench Metric	
9-44303	12mm	Socket 12 Pt. Std Metric	3/8"	9-42966	21 x 23mm	Box End Wrench Metric	
9-44304	13mm	Socket 12 Pt. Std Metric	3/8"	9-43919	1/4 x 5/16	Box End Wrench Inch	
9-44305	14mm	Socket 12 Pt. Std Metric	3/8"	9-43921	7/16 x 1/2	Box End Wrench Inch	
9-44306	15mm	Socket 12 Pt. Std Metric	3/8"	9-43922	3/8 x 7/16	Box End Wrench Inch	
9-44307	17mm	Socket 12 Pt. Std Metric	3/8"	9-43923	1/2 x 9/16	Box End Wrench Inch	
9-44308	19mm	Socket 12 Pt. Std Metric	3/8"	9-43924	9/16 x 5/8	Box End Wrench Inch	
9-44309	11mm	Socket 12 Pt. Std Metric	3/8"	9-43926	5/8 x 3/4	Box End Wrench Inch	
9-44311	16mm	Socket 12 Pt. Std Metric	3/8"	9-43927	11/16 x 13/16	Box End Wrench Inch	
9-44314	21mm	Socket 12 Pt. Std Metric	3/8"	9-43928	3/4 x 7/8	Box End Wrench Inch	
9-44329	5/16"	Socket 12 Pt. Std Inch	3/8"	9-43929	15/16 x 1	Box End Wrench Inch	
9-44331	3/8"	Socket 12 Pt. Std Inch	3/8"	9-42862	1/2"	Center Punch	
9-44332	7/16"	Socket 12 Pt. Std Inch	3/8"	9-42971	1/4"	Chisel	
9-44333	1/2"	Socket 12 Pt. Std Inch	3/8"	9-42972	3/8"	Chisel	
9-44334	9/16"	Socket 12 Pt. Std Inch	3/8"	9-42975	3/4"	Chisel	
9-44335	5/8"	Socket 12 Pt. Std Inch	3/8"	9-42976	7/8"	Chisel	
9-44336	11/16"	Socket 12 Pt. Std Inch	3/8"	9-42909	6mm	Combination Wrench Metric	
9-44337	3/4"	Socket 12 Pt. Std Inch	3/8"	9-42911	7mm	Combination Wrench Metric	
9-44338	13/16"	Socket 12 Pt. Std Inch	3/8"	9-42912	8mm	Combination Wrench Metric	
9-44339	7/8"	Socket 12 Pt. Std Inch	3/8"	9-42913	9mm	Combination Wrench Metric	
9-43328	15/16"	Socket 6 Pt. Deep Inch	3/8"	9-42914	10mm	Combination Wrench Metric	
9-43329	1"	Socket 6 Pt. Deep Inch	3/8"	9-42915	11mm	Combination Wrench Metric	
9-43331	7/16"	Socket 6 Pt. Deep Inch	3/8"	9-42916	12mm	Combination Wrench Metric	
9-43332	1/2"	Socket 6 Pt. Deep Inch	3/8"	9-42917	13mm	Combination Wrench Metric	
9-43333	3/8"	Socket 6 Pt. Deep Inch	3/8"	9-42918	14mm	Combination Wrench Metric	
9-43334	9/16"	Socket 6 Pt. Deep Inch	3/8"	9-42919	15mm	Combination Wrench Metric	
9-43335	5/8"	Socket 6 Pt. Deep Inch	3/8"	9-42921	19mm	Combination Wrench Metric	
9-43336	11/16"	Socket 6 Pt. Deep Inch	3/8"	9-42922	22mm	Combination Wrench Metric	
9-43337	3/4"	Socket 6 Pt. Deep Inch	3/8"	9-42923	24mm	Combination Wrench Metric	
9-43338	13/16"	Socket 6 Pt. Deep Inch	3/8"	9-42924	16mm	Combination Wrench Metric	
9-43339	7/8"	Socket 6 Pt. Deep Inch	3/8"	9-42925	18mm	Combination Wrench Metric	
9-44425	9mm	Socket 6 Pt. Deep Metric	3/8"	9-42929	17mm	Combination Wrench Metric	
9-44426	10mm	Socket 6 Pt. Deep Metric	3/8"	9-42937	20mm	Combination Wrench Metric	
9-44427	11mm	Socket 6 Pt. Deep Metric	3/8"	9-42938	21mm	Combination Wrench Metric	
9-44428	12mm	Socket 6 Pt. Deep Metric	3/8"	9-44691	5/16"	Combination Wrench Inch	
9-44429	13mm	Socket 6 Pt. Deep Metric	3/8"	9-44692	11/32"	Combination Wrench Inch	
9-44431	14mm	Socket 6 Pt. Deep Metric	3/8"	9-44693	3/8"	Combination Wrench Inch	
9-44432	15mm	Socket 6 Pt. Deep Metric	3/8"	9-44694	7/16"	Combination Wrench Inch	
9-44433	16mm	Socket 6 Pt. Deep Metric	3/8"	9-44695	1/2"	Combination Wrench Inch	
9-44434	17mm	Socket 6 Pt. Deep Metric	3/8"	9-44696	9/16"	Combination Wrench Inch	
9-44435	18mm	Socket 6 Pt. Deep Metric	3/8"	9-44697	5/8"	Combination Wrench Inch	
9-44436	19mm	Socket 6 Pt. Deep Metric	3/8"	9-44698	11/16"	Combination Wrench Inch	
9-43516	6mm	Socket 6 Pt. Std Metric	3/8"	9-44699	1/4"	Combination Wrench Inch	
9-43533	7mm	Socket 6 Pt. Std Metric	3/8"	9-44701	3/4"	Combination Wrench Inch	
9-43536	8mm	Socket 6 Pt. Std Metric	3/8"	9-44702	13/16"	Combination Wrench Inch	
9-43541	9mm	Socket 6 Pt. Std Metric	3/8"	9-44703	7/8"	Combination Wrench Inch	
9-43542	10mm	Socket 6 Pt. Std Metric	3/8"	9-44704	15/16"	Combination Wrench Inch	
9-43543	11mm	Socket 6 Pt. Std Metric	3/8"	9-44705	1"	Combination Wrench Inch	
9-43544	12mm	Socket 6 Pt. Std Metric	3/8"	9-44706	1-1/16"	Combination Wrench Inch	
9-43545	13mm	Socket 6 Pt. Std Metric	3/8"	9-44707	1-1/8"	Combination Wrench Inch	
9-43546	14mm	Socket 6 Pt. Std Metric	3/8"	9-44708	1-1/4"	Combination Wrench Inch	
9-43547	15mm	Socket 6 Pt. Std Metric	3/8"	9-44709	1-5/16"	Combination Wrench Inch	
9-43548	17mm	Socket 6 Pt. Std Metric	3/8"	9-44175	9 x 11mm	Flare Nut Wrench Metric	
9-43549	19mm	Socket 6 Pt. Std Metric	3/8"	9-44176	10 x 12mm	Flare Nut Wrench Metric	
9-43570	16mm	Socket 6 Pt. Std Metric	3/8"	9-44177	13 x 14mm	Flare Nut Wrench Metric	
9-43579	18mm	Socket 6 Pt. Std Metric	3/8"	9-44178	15 x 17mm	Flare Nut Wrench Metric	
9-43580	20mm	Socket 6 Pt. Std Metric	3/8"	9-44179	19 x 21mm	Flare Nut Wrench Metric	
9-43584	21mm	Socket 6 Pt. Std Metric	3/8"	9-44171	1/2 x 9/16	Flare Nut Wrench Inch	
9-43585	22mm	Socket 6 Pt. Std Metric	3/8"	9-44172	3/4 x 7/8	Flare Nut Wrench Inch	
9-42999	1/4"	Socket 6 Pt. Std Inch	3/8"	9-44173	5/8 x 11/16	Flare Nut Wrench Inch	
9-43000	5/16"	Socket 6 Pt. Std Inch	3/8"	9-44174	3/8 x 7/16	Flare Nut Wrench Inch	
9-43001	3/8"	Socket 6 Pt. Std Inch	3/8"	9-46677	20 Pc.	Hex Key Set Metric	
9-43002	7/16"	Socket 6 Pt. Std Inch	3/8"	9-46696	20 Pc.	Hex Key Set Std	
9-43003	1/2"	Socket 6 Pt. Std Inch	3/8"	9-42901	5/32"	Line Up Punch	
9-43004	9/16"	Socket 6 Pt. Std Inch	3/8"	9-42902	3/16"	Line Up Punch	
9-43005	5/8"	Socket 6 Pt. Std Inch	3/8"	9-42903	1/4"x 5/8"x12"	Line Up Punch	
9-43006	11/16"	Socket 6 Pt. Std Inch	3/8"	9-45102	6"	Long Needle Nose Pliers	
9-43007	3/4"	Socket 6 Pt. Std Inch	3/8"	9-37533	1/16"	Nail Set Punch	
9-43008	13/16	Socket 6 Pt. Std Inch	3/8"	9-37552	1/32"	Nail Set Punch	
9-43013	7/8"	Socket 6 Pt. Std Inch	3/8"	9-41981	5mm	Nut Driver Metric	

521 Pc. Mechanic's Tool Set – continued

Part #	Size	Description	Drive	Part #	Size	Description	Drive
9-41982	6mm	Nut Driver Metric		9-44585	15/16" x 1"	Open End Wrench Inch	
9-41983	7mm	Nut Driver Metric		9-44591	11/16" x 13/16"	Open End Wrench Inch	
9-41984	8mm	Nut Driver Metric		9-44592	9/16" x 5/8"	Open End Wrench Inch	
9-41985	9mm	Nut Driver Metric		9-4118	#2 x 1-1/2"	Phillips Screwdriver	
9-41986	10mm	Nut Driver Metric		9-41293	#0 x 2-1/2"	Phillips Screwdriver	
9-41987	11mm	Nut Driver Metric		9-41294	#1 x 3"	Phillips Screwdriver	
9-41971	1/4"	Nut Driver Inch		9-41295	#2 x 4"	Phillips Screwdriver	
9-41972	5/16"	Nut Driver Inch		9-41297	#3 x 6"	Phillips Screwdriver	
9-41973	11/32"	Nut Driver Inch		9-41542	#0 x 1-1/2"	Phillips Screwdriver	
9-41974	3/8"	Nut Driver Inch		9-42881	1/16"	Pin Punch	
9-41975	7/16"	Nut Driver Inch		9-42882	3/32"	Pin Punch	
9-41976	1/2"	Nut Driver Inch		9-42884	5/32"	Pin Punch	
9-41977	3/16"	Nut Driver Inch		9-42886	1/4"	Pin Punch	
9-4376	9/16" x 5/8"	Obstruction Wrench		9-42841	3/8"	Prick Punch	
9-44502	6 x 8mm	Open End Wrench Metric		9-4301	5 Pc.	Punch and Chisel Set	
9-44503	7 x 9mm	Open End Wrench Metric		9-45378	6-3/4"	Slip Joint Pliers	
9-44504	10 x 11mm	Open End Wrench Metric		9-4151	1/4" x 1-1/2"	Slotted Screwdriver	
9-44506	12 x 14mm	Open End Wrench Metric		9-41541	3/32" x 1-1/2"	Slotted Screwdriver	
9-44507	13 x 15mm	Open End Wrench Metric		9-41581	3/16" x 4"	Slotted Screwdriver	
9-44508	17 x 19mm	Open End Wrench Metric		9-41584	1/4" x 6"	Slotted Screwdriver	
9-44509	22 x 24mm	Open End Wrench Metric		9-41589	1/8" x 4"	Slotted Screwdriver	
9-44521	16 x 18mm	Open End Wrench Metric		9-44471	7/16" x 17/32"	Tappet Wrench Inch	
9-44522	20 x 22mm	Open End Wrench Metric		9-44472	1/2" x 9/16"	Tappet Wrench Inch	
9-44523	21 x 23mm	Open End Wrench Metric		9-44473	5/8" x 11/16"	Tappet Wrench Inch	
9-44571	1/4" x 5/16"	Open End Wrench Inch		9-44474	3/4" x 7/8"	Tappet Wrench Inch	
9-44572	3/8" x 7/16"	Open End Wrench Inch		9-44475	3/8" x 7/16"	Tappet Wrench Inch	
9-44579	1/2" x 9/16"	Open End Wrench Inch		9-41473	T-10	Torx Screwdriver	
9-44581	19/32" x 11/16"	Open End Wrench Inch		9-41474	T-15	Torx Screwdriver	
9-44582	5/8" x 3/4"	Open End Wrench Inch		9-41475	T-20	Torx Screwdriver	
9-44583	25/32" x 13/16"	Open End Wrench Inch		9-41476	T-25	Torx Screwdriver	
9-44584	3/4" x 7/8"	Open End Wrench Inch		9-41477	T-30	Torx Screwdriver	
				9-41479	T-27	Torx Screwdriver	

9-33573 266 Pc. Metric Mechanic's Tool Set

Part #	Size	Description	Drive	Part #	Size	Description	Drive
9-43481	5/32"	Socket 6 Pt. Std Inch	1/4"	9-44411	13mm	Socket 6 Pt. Deep Metric	1/4"
9-43491	3/16"	Socket 6 Pt. Std Inch	1/4"	9-44412	14mm	Socket 6 Pt. Deep Metric	1/4"
9-43492	7/32"	Socket 6 Pt. Std Inch	1/4"	9-43590	3/16"	Socket 12 Pt. Deep Inch	1/4"
9-43493	1/4"	Socket 6 Pt. Std Inch	1/4"	9-43591	7/32"	Socket 12 Pt. Deep Inch	1/4"
9-43494	9/32"	Socket 6 Pt. Std Inch	1/4"	9-43592	1/4"	Socket 12 Pt. Deep Inch	1/4"
9-43495	5/16"	Socket 6 Pt. Std Inch	1/4"	9-43593	9/32"	Socket 12 Pt. Deep Inch	1/4"
9-43496	11/32"	Socket 6 Pt. Std Inch	1/4"	9-43594	5/16"	Socket 12 Pt. Deep Inch	1/4"
9-43497	3/8"	Socket 6 Pt. Std Inch	1/4"	9-43595	11/32"	Socket 12 Pt. Deep Inch	1/4"
9-43498	7/16"	Socket 6 Pt. Std Inch	1/4"	9-43596	3/8"	Socket 12 Pt. Deep Inch	1/4"
9-43499	1/2"	Socket 6 Pt. Std Inch	1/4"	9-43597	7/16"	Socket 12 Pt. Deep Inch	1/4"
9-43480	9/16"	Socket 6 Pt. Std Inch	1/4"	9-43598	1/2"	Socket 12 Pt. Deep Inch	1/4"
9-43505	4mm	Socket 6 Pt. Std Metric	1/4"	9-43599	9/16"	Socket 12 Pt. Deep Inch	1/4"
9-43501	5mm	Socket 6 Pt. Std Metric	1/4"	9-43539	3"	Extension Bar	1/4"
9-43511	5.5mm	Socket 6 Pt. Std Metric	1/4"	9-42999	1/4"	Socket 6 Pt. Std Inch	3/8"
9-43502	6mm	Socket 6 Pt. Std Metric	1/4"	9-43000	5/16"	Socket 6 Pt. Std Inch	3/8"
9-43503	7mm	Socket 6 Pt. Std Metric	1/4"	9-43001	3/8"	Socket 6 Pt. Std Inch	3/8"
9-43504	8mm	Socket 6 Pt. Std Metric	1/4"	9-43002	7/16"	Socket 6 Pt. Std Inch	3/8"
9-43507	9mm	Socket 6 Pt. Std Metric	1/4"	9-43003	1/2"	Socket 6 Pt. Std Inch	3/8"
9-43508	10mm	Socket 6 Pt. Std Metric	1/4"	9-43004	9/16"	Socket 6 Pt. Std Inch	3/8"
9-43509	11mm	Socket 6 Pt. Std Metric	1/4"	9-43005	5/8"	Socket 6 Pt. Std Inch	3/8"
9-43513	12mm	Socket 6 Pt. Std Metric	1/4"	9-43006	11/16"	Socket 6 Pt. Std Inch	3/8"
9-43514	13mm	Socket 6 Pt. Std Metric	1/4"	9-43007	3/4"	Socket 6 Pt. Std Inch	3/8"
9-43512	14mm	Socket 6 Pt. Std Metric	1/4"	9-43008	13/16"	Socket 6 Pt. Std Inch	3/8"
9-43608	3/16"	Socket 12 Pt. Std Inch	1/4"	9-43013	7/8"	Socket 6 Pt. Std Inch	3/8"
9-43609	7/32"	Socket 12 Pt. Std Inch	1/4"	9-43516	6mm	Socket 6 Pt. Std Metric	3/8"
9-43601	1/4"	Socket 12 Pt. Std Inch	1/4"	9-43533	7mm	Socket 6 Pt. Std Metric	3/8"
9-43602	9/32"	Socket 12 Pt. Std Inch	1/4"	9-43536	8mm	Socket 6 Pt. Std Metric	3/8"
9-43603	5/16"	Socket 12 Pt. Std Inch	1/4"	9-43541	9mm	Socket 6 Pt. Std Metric	3/8"
9-43604	11/32"	Socket 12 Pt. Std Inch	1/4"	9-43542	10mm	Socket 6 Pt. Std Metric	3/8"
9-43605	3/8"	Socket 12 Pt. Std Inch	1/4"	9-43543	11mm	Socket 6 Pt. Std Metric	3/8"
9-43606	7/16"	Socket 12 Pt. Std Inch	1/4"	9-43544	12mm	Socket 6 Pt. Std Metric	3/8"
9-43607	1/2"	Socket 12 Pt. Std Inch	1/4"	9-43545	13mm	Socket 6 Pt. Std Metric	3/8"
9-43610	9/16"	Socket 12 Pt. Std Inch	1/4"	9-43546	14mm	Socket 6 Pt. Std Metric	3/8"
9-43571	3/16"	Socket 6 Pt. Deep Inch	1/4"	9-43547	15mm	Socket 6 Pt. Std Metric	3/8"
9-43572	7/32"	Socket 6 Pt. Deep Inch	1/4"	9-43570	16mm	Socket 6 Pt. Std Metric	3/8"
9-43573	1/4"	Socket 6 Pt. Deep Inch	1/4"	9-43548	17mm	Socket 6 Pt. Std Metric	3/8"
9-43574	9/32"	Socket 6 Pt. Deep Inch	1/4"	9-43579	18mm	Socket 6 Pt. Std Metric	3/8"
9-43575	5/16"	Socket 6 Pt. Deep Inch	1/4"	9-44329	5/16"	Socket 12 Pt. Std Inch	3/8"
9-43576	11/32"	Socket 6 Pt. Deep Inch	1/4"	9-44331	3/8"	Socket 12 Pt. Std Inch	3/8"
9-43577	3/8"	Socket 6 Pt. Deep Inch	1/4"	9-44332	7/16"	Socket 12 Pt. Std Inch	3/8"
9-43578	7/16"	Socket 6 Pt. Deep Inch	1/4"	9-44333	1/2"	Socket 12 Pt. Std Inch	3/8"
9-43589	1/2"	Socket 6 Pt. Deep Inch	1/4"	9-44334	9/16"	Socket 12 Pt. Std Inch	3/8"
9-43587	9/16"	Socket 6 Pt. Deep Inch	1/4"	9-44335	5/8"	Socket 12 Pt. Std Inch	3/8"
9-44401	4mm	Socket 6 Pt. Deep Metric	1/4"	9-44336	11/16"	Socket 12 Pt. Std Inch	3/8"
9-44402	5mm	Socket 6 Pt. Deep Metric	1/4"	9-44337	3/4"	Socket 12 Pt. Std Inch	3/8"
9-44403	6mm	Socket 6 Pt. Deep Metric	1/4"	9-44338	13/16"	Socket 12 Pt. Std Inch	3/8"
9-44404	7mm	Socket 6 Pt. Deep Metric	1/4"	9-44339	7/8"	Socket 12 Pt. Std Inch	3/8"
9-44405	8mm	Socket 6 Pt. Deep Metric	1/4"	9-44301	9mm	Socket 12 Pt. Std Metric	3/8"
9-44406	9mm	Socket 6 Pt. Deep Metric	1/4"	9-44302	10mm	Socket 12 Pt. Std Metric	3/8"
9-44407	10mm	Socket 6 Pt. Deep Metric	1/4"	9-44309	11mm	Socket 12 Pt. Std Metric	3/8"
9-44408	11mm	Socket 6 Pt. Deep Metric	1/4"	9-44303	12mm	Socket 12 Pt. Std Metric	3/8"
9-44409	12mm	Socket 6 Pt. Deep Metric	1/4"	9-44304	13mm	Socket 12 Pt. Std Metric	3/8"

Set Contents

266 Pc. Metric Mechanic's Tool Set – continued

Part #	Size	Description	Drive	Part #	Size	Description	Drive
9-44305	14mm	Socket 12 Pt. Std Metric	3/8"	9-44249	21mm	Socket 12 Pt. Std Metric	1/2"
9-44306	15mm	Socket 12 Pt. Std Metric	3/8"	9-44239	22mm	Socket 12 Pt. Std Metric	1/2"
9-44311	16mm	Socket 12 Pt. Std Metric	3/8"	9-44809	1/2"	QR Ratchet	1/2"
9-44307	17mm	Socket 12 Pt. Std Metric	3/8"	9-44133	3"	Extension Bar	1/2"
9-44312	18mm	Socket 12 Pt. Std Metric	3/8"	9-44699	1/4"	Combination Wrench Inch	
9-43333	3/8"	Socket 6 Pt. Deep Inch	3/8"	9-44691	5/16"	Combination Wrench Inch	
9-43331	7/16"	Socket 6 Pt. Deep Inch	3/8"	9-44693	3/8"	Combination Wrench Inch	
9-43332	1/2"	Socket 6 Pt. Deep Inch	3/8"	9-44694	7/16"	Combination Wrench Inch	
9-43334	9/16"	Socket 6 Pt. Deep Inch	3/8"	9-44695	1/2"	Combination Wrench Inch	
9-43335	5/8"	Socket 6 Pt. Deep Inch	3/8"	9-44696	9/16"	Combination Wrench Inch	
9-43336	11/16"	Socket 6 Pt. Deep Inch	3/8"	9-44697	5/8"	Combination Wrench Inch	
9-43337	3/4"	Socket 6 Pt. Deep Inch	3/8"	9-44698	11/16"	Combination Wrench Inch	
9-43338	13/16"	Socket 6 Pt. Deep Inch	3/8"	9-44701	3/4"	Combination Wrench Inch	
9-43339	7/8"	Socket 6 Pt. Deep Inch	3/8"	9-42912	8mm	Combination Wrench Metric	
9-44425	9mm	Socket 6 Pt. Deep Metric	3/8"	9-42913	9mm	Combination Wrench Metric	
9-44426	10mm	Socket 6 Pt. Deep Metric	3/8"	9-42914	10mm	Combination Wrench Metric	
9-44427	11mm	Socket 6 Pt. Deep Metric	3/8"	9-42916	12mm	Combination Wrench Metric	
9-44428	12mm	Socket 6 Pt. Deep Metric	3/8"	9-42917	13mm	Combination Wrench Metric	
9-44429	13mm	Socket 6 Pt. Deep Metric	3/8"	9-42918	14mm	Combination Wrench Metric	
9-44431	14mm	Socket 6 Pt. Deep Metric	3/8"	9-42919	15mm	Combination Wrench Metric	
9-44432	15mm	Socket 6 Pt. Deep Metric	3/8"	9-42924	16mm	Combination Wrench Metric	
9-44433	16mm	Socket 6 Pt. Deep Metric	3/8"	9-42929	17mm	Combination Wrench Metric	
9-44434	17mm	Socket 6 Pt. Deep Metric	3/8"	9-44571	1/4" x 5/16"	Open End Wrench Inch	
9-44435	18mm	Socket 6 Pt. Deep Metric	3/8"	9-44572	3/8" x 7/16"	Open End Wrench Inch	
9-44808	3/8"	QR Long Ratchet	3/8"	9-44579	1/2" x 9/16"	Open End Wrench Inch	
9-44264	3"	Extension Bar	3/8"	9-44582	5/8" x 3/4"	Open End Wrench Inch	
9-4256	1/4"	Adapter	3/8"	9-44591	11/16" x 13/16"	Open End Wrench Inch	
9-43324	5/8"	Spark Plug Socket	3/8"	9-44504	10 x 11mm	Open End Wrench Metric	
9-43325	13/16"	Spark Plug Socket	3/8"	9-44506	12 x 14mm	Open End Wrench Metric	
9-47500	3/8"	Socket 12 Pt. Std Inch	1/2"	9-44507	13 x 15mm	Open End Wrench Metric	
9-47501	7/16"	Socket 12 Pt. Std Inch	1/2"	9-44521	16 x 18mm	Open End Wrench Metric	
9-47502	1/2"	Socket 12 Pt. Std Inch	1/2"	9-44508	17 x 19mm	Open End Wrench Metric	
9-47503	9/16"	Socket 12 Pt. Std Inch	1/2"	9-44174	3/8" x 7/16"	Flare Nut Wrench Inch	
9-47505	5/8"	Socket 12 Pt. Std Inch	1/2"	9-44171	1/2" x 9/16"	Flare Nut Wrench Inch	
9-47507	11/16"	Socket 12 Pt. Std Inch	1/2"	9-44173	5/8" x 11/16"	Flare Nut Wrench Inch	
9-47508	3/4"	Socket 12 Pt. Std Inch	1/2"	9-44172	3/4" x 7/8"	Flare Nut Wrench Inch	
9-47511	13/16"	Socket 12 Pt. Std Inch	1/2"	9-44176	10 x 12mm	Flare Nut Wrench Metric	
9-47512	7/8"	Socket 12 Pt. Std Inch	1/2"	9-44177	13 x 14mm	Flare Nut Wrench Metric	
9-47513	15/16"	Socket 12 Pt. Std Inch	1/2"	9-44178	15 x 17mm	Flare Nut Wrench Metric	
9-47514	1"	Socket 12 Pt. Std Inch	1/2"	9-44170	16 x 18mm	Flare Nut Wrench Metric	
9-47515	1-1/16"	Socket 12 Pt. Std Inch	1/2"	9-44475	3/8" x 7/16"	Tappet Wrench Inch	
9-44231	9mm	Socket 12 Pt. Std Metric	1/2"	9-44472	1/2" x 9/16"	Tappet Wrench Inch	
9-44232	10mm	Socket 12 Pt. Std Metric	1/2"	9-44473	5/8" x 11/16"	Tappet Wrench Inch	
9-44229	11mm	Socket 12 Pt. Std Metric	1/2"	9-44474	3/4" x 7/8"	Tappet Wrench Inch	
9-44233	12mm	Socket 12 Pt. Std Metric	1/2"	9-4376	9/16" x 5/8"	Obstruction Wrench	
9-44234	13mm	Socket 12 Pt. Std Metric	1/2"	9-42319	10 Pc.	Combination Ignition Wrench Set Inch	
9-44235	14mm	Socket 12 Pt. Std Metric	1/2"	9-42339	10 Pc.	Combination Ignition Wrench Set Metric	
9-44236	15mm	Socket 12 Pt. Std Metric	1/2"	9-46696	20 Pc.	Hex Key Set Inch	
9-44266	16mm	Socket 12 Pt. Std Metric	1/2"	9-46677	20 Pc.	Hex Key Set Metric	
9-44237	17mm	Socket 12 Pt. Std Metric	1/2"	9-41294	#1	Phillips Screwdriver	
9-44267	18mm	Socket 12 Pt. Std Metric	1/2"	9-41295	#2	Phillips Screwdriver	
9-44238	19mm	Socket 12 Pt. Std Metric	1/2"	9-41581	3/16" x 4"	Slotted Screwdriver	
9-44268	20mm	Socket 12 Pt. Std Metric	1/2"	9-41584	1/4" x 6"	Slotted Screwdriver	

9-33596 96 Pc. Mechanic's Tool Set

Part #	Size	Description	Drive	Part #	Size	Description	Drive
9-43492	7/32"	Socket 6 Pt. Std Inch	1/4"	9-44351	1/4"	Socket 12 Pt. Std Inch	3/8"
9-43493	1/4"	Socket 6 Pt. Std Inch	1/4"	9-44331	3/8"	Socket 12 Pt. Std Inch	3/8"
9-43494	9/32"	Socket 6 Pt. Std Inch	1/4"	9-44332	7/16"	Socket 12 Pt. Std Inch	3/8"
9-43495	5/16"	Socket 6 Pt. Std Inch	1/4"	9-44333	1/2"	Socket 12 Pt. Std Inch	3/8"
9-43496	11/32"	Socket 6 Pt. Std Inch	1/4"	9-44334	9/16"	Socket 12 Pt. Std Inch	3/8"
9-43497	3/8"	Socket 6 Pt. Std Inch	1/4"	9-44335	5/8"	Socket 12 Pt. Std Inch	3/8"
9-43498	7/16"	Socket 6 Pt. Std Inch	1/4"	9-44336	11/16"	Socket 12 Pt. Std Inch	3/8"
9-43499	1/2"	Socket 6 Pt. Std Inch	1/4"	9-44337	3/4"	Socket 12 Pt. Std Inch	3/8"
9-43480	9/16"	Socket 6 Pt. Std Inch	1/4"	9-44301	9mm	Socket 12 Pt. Std Metric	3/8"
9-43511	5.5mm	Socket 6 Pt. Std Metric	1/4"	9-44302	10mm	Socket 12 Pt. Std Metric	3/8"
9-43502	6mm	Socket 6 Pt. Std Metric	1/4"	9-44309	11mm	Socket 12 Pt. Std Metric	3/8"
9-43503	7mm	Socket 6 Pt. Std Metric	1/4"	9-44303	12mm	Socket 12 Pt. Std Metric	3/8"
9-43504	8mm	Socket 6 Pt. Std Metric	1/4"	9-44304	13mm	Socket 12 Pt. Std Metric	3/8"
9-43507	9mm	Socket 6 Pt. Std Metric	1/4"	9-44305	14mm	Socket 12 Pt. Std Metric	3/8"
9-43508	10mm	Socket 6 Pt. Std Metric	1/4"	9-44306	15mm	Socket 12 Pt. Std Metric	3/8"
9-43509	11mm	Socket 6 Pt. Std Metric	1/4"	9-44311	16mm	Socket 12 Pt. Std Metric	3/8"
9-43513	12mm	Socket 6 Pt. Std Metric	1/4"	9-44307	17mm	Socket 12 Pt. Std Metric	3/8"
9-43514	13mm	Socket 6 Pt. Std Metric	1/4"	9-44312	18mm	Socket 12 Pt. Std Metric	3/8"
9-43512	14mm	Socket 6 Pt. Std Metric	1/4"	9-44308	19mm	Socket 12 Pt. Std Metric	3/8"
9-43573	1/4"	Socket 6 Pt. Deep Inch	1/4"	9-43333	3/8"	Socket 6 Pt. Deep Inch	3/8"
9-43574	9/32"	Socket 6 Pt. Deep Inch	1/4"	9-43331	7/16"	Socket 6 Pt. Deep Inch	3/8"
9-43575	5/16"	Socket 6 Pt. Deep Inch	1/4"	9-43332	1/2"	Socket 6 Pt. Deep Inch	3/8"
9-43577	3/8"	Socket 6 Pt. Deep Inch	1/4"	9-43334	9/16"	Socket 6 Pt. Deep Inch	3/8"
9-43578	7/16"	Socket 6 Pt. Deep Inch	1/4"	9-43335	5/8"	Socket 6 Pt. Deep Inch	3/8"
9-44404	7mm	Socket 6 Pt. Deep Metric	1/4"	9-44426	10mm	Socket 6 Pt. Deep Metric	3/8"
9-44405	8mm	Socket 6 Pt. Deep Metric	1/4"	9-44427	11mm	Socket 6 Pt. Deep Metric	3/8"
9-44406	9mm	Socket 6 Pt. Deep Metric	1/4"	9-44428	12mm	Socket 6 Pt. Deep Metric	3/8"
9-44407	10mm	Socket 6 Pt. Deep Metric	1/4"	9-44429	13mm	Socket 6 Pt. Deep Metric	3/8"
9-44408	11mm	Socket 6 Pt. Deep Metric	1/4"	9-44431	14mm	Socket 6 Pt. Deep Metric	3/8"
9-44807		QR Ratchet	1/4"	9-44808		QR Ratchet LONG	3/8"
9-43539	3"	Extension Bar	1/4"	9-44261	6"	Extension Bar	3/8"

96 Pc. Mechanic's Tool Set – continued

Part #	Size	Description	Drive	Part #	Size	Description	Drive
9-43324	5/8"	Spark Plug Socket	3/8"	9-46693	11 Pc.	Short Hex Key Set Inch	
9-44572	3/8" x 7/16"	Open End Wrench Inch		9-43373		Magnetic Handle	
9-44579	1/2" x 9/16"	Open End Wrench Inch			7 Pc.	Screwdriver Bit Set	
					12 Pc.	Nut Driver Bit Set Inch/Metric	

9-33870 170 Pc. Mechanic's Tool Set

Part #	Size	Description	Drive	Part #	Size	Description	Drive
9-43481	5/32"	Socket 6 Pt. Std Inch	1/4"	9-43338	13/16"	Socket 6 Pt. Deep Inch	3/8"
9-43491	3/16"	Socket 6 Pt. Std Inch	1/4"	9-44425	9mm	Socket 6 Pt. Deep Metric	3/8"
9-43492	7/32"	Socket 6 Pt. Std Inch	1/4"	9-44426	10mm	Socket 6 Pt. Deep Metric	3/8"
9-43493	1/4"	Socket 6 Pt. Std Inch	1/4"	9-44427	11mm	Socket 6 Pt. Deep Metric	3/8"
9-43494	9/32"	Socket 6 Pt. Std Inch	1/4"	9-44428	12mm	Socket 6 Pt. Deep Metric	3/8"
9-43495	5/16"	Socket 6 Pt. Std Inch	1/4"	9-44429	13mm	Socket 6 Pt. Deep Metric	3/8"
9-43496	11/32"	Socket 6 Pt. Std Inch	1/4"	9-44431	14mm	Socket 6 Pt. Deep Metric	3/8"
9-43497	3/8"	Socket 6 Pt. Std Inch	1/4"	9-44432	15mm	Socket 6 Pt. Deep Metric	3/8"
9-43498	7/16"	Socket 6 Pt. Std Inch	1/4"	9-44433	16mm	Socket 6 Pt. Deep Metric	3/8"
9-43499	1/2"	Socket 6 Pt. Std Inch	1/4"	9-44434	17mm	Socket 6 Pt. Deep Metric	3/8"
9-43480	9/16"	Socket 6 Pt. Std Inch	1/4"	9-44435	18mm	Socket 6 Pt. Deep Metric	3/8"
9-43505	4mm	Socket 6 Pt. Std Metric	1/4"	9-44436	19mm	Socket 6 Pt. Deep Metric	3/8"
9-43501	5mm	Socket 6 Pt. Std Metric	1/4"	9-44811	1/4"	QR Ratchet	3/8"
9-43511	5.5mm	Socket 6 Pt. Std Metric	1/4"	9-44264	3"	Extension Bar	3/8"
9-43502	6mm	Socket 6 Pt. Std Metric	1/4"	9-44261	6"	Extension Bar	3/8"
9-43503	7mm	Socket 6 Pt. Std Metric	1/4"	9-43324	5/8"	Spark Plug Socket	3/8"
9-43504	8mm	Socket 6 Pt. Std Metric	1/4"	9-44053	3/8"	Socket 6 Pt. Std Inch	1/2"
9-43507	9mm	Socket 6 Pt. Std Metric	1/4"	9-44054	7/16"	Socket 6 Pt. Std Inch	1/2"
9-43508	10mm	Socket 6 Pt. Std Metric	1/4"	9-44055	1/2"	Socket 6 Pt. Std Inch	1/2"
9-43509	11mm	Socket 6 Pt. Std Metric	1/4"	9-44056	9/16"	Socket 6 Pt. Std Inch	1/2"
9-43513	12mm	Socket 6 Pt. Std Metric	1/4"	9-44057	5/8"	Socket 6 Pt. Std Inch	1/2"
9-43514	13mm	Socket 6 Pt. Std Metric	1/4"	9-44058	11/16"	Socket 6 Pt. Std Inch	1/2"
9-43512	14mm	Socket 6 Pt. Std Metric	1/4"	9-44059	3/4"	Socket 6 Pt. Std Inch	1/2"
9-43571	3/16"	Socket 6 Pt. Deep Inch	1/4"	9-44063	13/16"	Socket 6 Pt. Std Inch	1/2"
9-43572	7/32"	Socket 6 Pt. Deep Inch	1/4"	9-44064	7/8"	Socket 6 Pt. Std Inch	1/2"
9-43573	1/4"	Socket 6 Pt. Deep Inch	1/4"	9-44065	15/16"	Socket 6 Pt. Std Inch	1/2"
9-43574	9/32"	Socket 6 Pt. Deep Inch	1/4"	9-44066	1"	Socket 6 Pt. Std Inch	1/2"
9-43575	5/16"	Socket 6 Pt. Deep Inch	1/4"	9-44067	1-1/16"	Socket 6 Pt. Std Inch	1/2"
9-43576	11/32"	Socket 6 Pt. Deep Inch	1/4"	9-44068	1-1/8"	Socket 6 Pt. Std Inch	1/2"
9-43577	3/8"	Socket 6 Pt. Deep Inch	1/4"	9-44069	1-1/4"	Socket 6 Pt. Std Inch	1/2"
9-43578	7/16"	Socket 6 Pt. Deep Inch	1/4"	9-44251	9mm	Socket 6 Pt. Std Metric	1/2"
9-43589	1/2"	Socket 6 Pt. Deep Inch	1/4"	9-44252	10mm	Socket 6 Pt. Std Metric	1/2"
9-43587	9/16"	Socket 6 Pt. Deep Inch	1/4"	9-44253	11mm	Socket 6 Pt. Std Metric	1/2"
9-44401	4mm	Socket 6 Pt. Deep Metric	1/4"	9-44254	12mm	Socket 6 Pt. Std Metric	1/2"
9-44402	5mm	Socket 6 Pt. Deep Metric	1/4"	9-44255	13mm	Socket 6 Pt. Std Metric	1/2"
9-44403	6mm	Socket 6 Pt. Deep Metric	1/4"	9-44256	14mm	Socket 6 Pt. Std Metric	1/2"
9-44404	7mm	Socket 6 Pt. Deep Metric	1/4"	9-44257	15mm	Socket 6 Pt. Std Metric	1/2"
9-44405	8mm	Socket 6 Pt. Deep Metric	1/4"	9-44258	17mm	Socket 6 Pt. Std Metric	1/2"
9-44406	9mm	Socket 6 Pt. Deep Metric	1/4"	9-44228	18mm	Socket 6 Pt. Std Metric	1/2"
9-44407	10mm	Socket 6 Pt. Deep Metric	1/4"	9-44259	19mm	Socket 6 Pt. Std Metric	1/2"
9-44408	11mm	Socket 6 Pt. Deep Metric	1/4"	9-44265	22mm	Socket 6 Pt. Std Metric	1/2"
9-44409	12mm	Socket 6 Pt. Deep Metric	1/4"	9-47582	1/2"	Socket 6 Pt. Std Inch	1/2"
9-44411	13mm	Socket 6 Pt. Deep Metric	1/4"	9-47583	9/16"	Socket 6 Pt. Std Inch	1/2"
9-44412	14mm	Socket 6 Pt. Deep Metric	1/4"	9-47584	5/8"	Socket 6 Pt. Std Inch	1/2"
9-44807	3/8"	QR Ratchet	1/4"	9-47585	11/16"	Socket 6 Pt. Std Inch	1/2"
9-43539	3"	Extension Bar	1/4"	9-47586	3/4"	Socket 6 Pt. Std Inch	1/2"
9-42999	1/4"	Socket 6 Pt. Std Inch	3/8"	9-47587	13/16"	Socket 6 Pt. Std Inch	1/2"
9-43000	5/16"	Socket 6 Pt. Std Inch	3/8"	9-47588	7/8"	Socket 6 Pt. Std Inch	1/2"
9-43001	3/8"	Socket 6 Pt. Std Inch	3/8"	9-47589	15/16"	Socket 6 Pt. Std Inch	1/2"
9-43002	7/16"	Socket 6 Pt. Std Inch	3/8"	9-47591	1"	Socket 6 Pt. Std Inch	1/2"
9-43003	1/2"	Socket 6 Pt. Std Inch	3/8"	9-44809	1/2"	QR Ratchet	1/2"
9-43004	9/16"	Socket 6 Pt. Std Inch	3/8"	9-44133	3"	Extension Bar	1/2"
9-43005	5/8"	Socket 6 Pt. Std Inch	3/8"	9-44381	1/4"	Combination Wrench Inch	
9-43006	11/16"	Socket 6 Pt. Std Inch	3/8"	9-44382	5/16"	Combination Wrench Inch	
9-43007	3/4"	Socket 6 Pt. Std Inch	3/8"	9-44383	3/8"	Combination Wrench Inch	
9-43008	13/16"	Socket 6 Pt. Std Inch	3/8"	9-44384	7/16"	Combination Wrench Inch	
9-43013	7/8"	Socket 6 Pt. Std Inch	3/8"	9-44385	1/2"	Combination Wrench Inch	
9-43516	6mm	Socket 6 Pt. Std Metric	3/8"	9-44386	9/16"	Combination Wrench Inch	
9-43533	7mm	Socket 6 Pt. Std Metric	3/8"	9-44387	5/8"	Combination Wrench Inch	
9-43536	8mm	Socket 6 Pt. Std Metric	3/8"	9-44388	11/16"	Combination Wrench Inch	
9-43541	9mm	Socket 6 Pt. Std Metric	3/8"	9-44389	3/4"	Combination Wrench Inch	
9-43542	10mm	Socket 6 Pt. Std Metric	3/8"	9-44390	13/16"	Combination Wrench Inch	
9-43543	11mm	Socket 6 Pt. Std Metric	3/8"	9-44391	7/8"	Combination Wrench Inch	
9-43544	12mm	Socket 6 Pt. Std Metric	3/8"	9-42864	7mm	Combination Wrench Metric	
9-43545	13mm	Socket 6 Pt. Std Metric	3/8"	9-42865	8mm	Combination Wrench Metric	
9-43546	14mm	Socket 6 Pt. Std Metric	3/8"	9-42867	10mm	Combination Wrench Metric	
9-43547	15mm	Socket 6 Pt. Std Metric	3/8"	9-42868	11mm	Combination Wrench Metric	
9-43570	16mm	Socket 6 Pt. Std Metric	3/8"	9-42869	12mm	Combination Wrench Metric	
9-43548	17mm	Socket 6 Pt. Std Metric	3/8"	9-42870	13mm	Combination Wrench Metric	
9-43579	18mm	Socket 6 Pt. Std Metric	3/8"	9-42871	14mm	Combination Wrench Metric	
9-43549	19mm	Socket 6 Pt. Std Metric	3/8"	9-42872	15mm	Combination Wrench Metric	
9-43580	20mm	Socket 6 Pt. Std Metric	3/8"	9-42873	16mm	Combination Wrench Metric	
9-43584	21mm	Socket 6 Pt. Std Metric	3/8"	9-42874	17mm	Combination Wrench Metric	
9-43585	22mm	Socket 6 Pt. Std Metric	3/8"	9-42875	18mm	Combination Wrench Metric	
9-43333	3/8"	Socket 6 Pt. Deep Inch	3/8"	9-42876	19mm	Combination Wrench Metric	
9-43331	7/16"	Socket 6 Pt. Deep Inch	3/8"	9-41294	#1	Phillips Screwdriver	
9-43332	1/2"	Socket 6 Pt. Deep Inch	3/8"	9-41295	#2	Phillips Screwdriver	
9-43334	9/16"	Socket 6 Pt. Deep Inch	3/8"	9-41581	3/16" x 4"	Slotted Screwdriver	
9-43335	5/8"	Socket 6 Pt. Deep Inch	3/8"	9-41584	1/4" x 6"	Slotted Screwdriver	
9-43336	11/16"	Socket 6 Pt. Deep Inch	3/8"	9-41971	1/4"	Nut Driver Standard	
9-43337	3/4"	Socket 6 Pt. Deep Inch	3/8"	9-41972	5/16"	Nut Driver Standard	

Set Contents

170 Pc. Mechanic's Tool Set – continued

Part #	Size	Description	Drive	Part #	Size	Description	Drive
9-41974	3/8"	Nut Driver Standard		9-41982	6mm	Nut Driver Metric	
9-41975	7/16"	Nut Driver Standard		9-41983	7mm	Nut Driver Metric	
9-41976	1/2"	Nut Driver Standard		9-41984	8mm	Nut Driver Metric	
9-41981	5mm	Nut Driver Metric		9-41986	10mm	Nut Driver Metric	

9-33941 140 Pc. Metric Mechanic's Tool Set

Part #	Size	Description	Drive	Part #	Size	Description	Drive
9-43505	4mm	Socket 6 Pt. Std Metric	1/4"	9-43325	13/16"	Spark Plug Socket	3/8"
9-43501	5mm	Socket 6 Pt. Std Metric	1/4"	9-44234	13mm	Socket 12 Pt. Std Metric	1/2"
9-43502	6mm	Socket 6 Pt. Std Metric	1/4"	9-44235	14mm	Socket 12 Pt. Std Metric	1/2"
9-43503	7mm	Socket 6 Pt. Std Metric	1/4"	9-44236	15mm	Socket 12 Pt. Std Metric	1/2"
9-43504	8mm	Socket 6 Pt. Std Metric	1/4"	9-44266	16mm	Socket 12 Pt. Std Metric	1/2"
9-43507	9mm	Socket 6 Pt. Std Metric	1/4"	9-44237	17mm	Socket 12 Pt. Std Metric	1/2"
9-43508	10mm	Socket 6 Pt. Std Metric	1/4"	9-44267	18mm	Socket 12 Pt. Std Metric	1/2"
9-43509	11mm	Socket 6 Pt. Std Metric	1/4"	9-44238	19mm	Socket 12 Pt. Std Metric	1/2"
9-43513	12mm	Socket 6 Pt. Std Metric	1/4"	9-44268	20mm	Socket 12 Pt. Std Metric	1/2"
9-43514	13mm	Socket 6 Pt. Std Metric	1/4"	9-44249	21mm	Socket 12 Pt. Std Metric	1/2"
9-43512	14mm	Socket 6 Pt. Std Metric	1/4"	9-44441	13mm	Socket 12 Pt. Deep Metric	1/2"
9-44402	5mm	Socket 6 Pt. Deep Metric	1/4"	9-44444	14mm	Socket 12 Pt. Deep Metric	1/2"
9-44403	6mm	Socket 6 Pt. Deep Metric	1/4"	9-44442	15mm	Socket 12 Pt. Deep Metric	1/2"
9-44404	7mm	Socket 6 Pt. Deep Metric	1/4"	9-44443	16mm	Socket 12 Pt. Deep Metric	1/2"
9-44405	8mm	Socket 6 Pt. Deep Metric	1/4"	9-44445	17mm	Socket 12 Pt. Deep Metric	1/2"
9-44406	9mm	Socket 6 Pt. Deep Metric	1/4"	9-44459	18mm	Socket 12 Pt. Deep Metric	1/2"
9-44407	10mm	Socket 6 Pt. Deep Metric	1/4"	9-44446	19mm	Socket 12 Pt. Deep Metric	1/2"
9-44408	11mm	Socket 6 Pt. Deep Metric	1/4"	9-44462	20mm	Socket 12 Pt. Deep Metric	1/2"
9-44409	12mm	Socket 6 Pt. Deep Metric	1/4"	9-44447	21mm	Socket 12 Pt. Deep Metric	1/2"
9-44411	13mm	Socket 6 Pt. Deep Metric	1/4"	9-44809	1/2"	QR Ratchet	1/2"
9-44412	14mm	Socket 6 Pt. Deep Metric	1/4"	9-44133	3"	Extension Bar	1/2"
9-44807	1/4"	QR Ratchet	1/4"	9-44131	6"	Extension Bar	1/2"
9-43538	1-1/2"	Extension Bar	1/4"	9-42912	8mm	Combination Wrench Metric	
9-43539	3"	Extension Bar	1/4"	9-42913	9mm	Combination Wrench Metric	
9-4280		Universal Joint	1/4"	9-42914	10mm	Combination Wrench Metric	
9-43541	9mm	Socket 6 Pt. Std Metric	3/8"	9-42915	11mm	Combination Wrench Metric	
9-43542	10mm	Socket 6 Pt. Std Metric	3/8"	9-42916	12mm	Combination Wrench Metric	
9-43543	11mm	Socket 6 Pt. Std Metric	3/8"	9-42917	13mm	Combination Wrench Metric	
9-43544	12mm	Socket 6 Pt. Std Metric	3/8"	9-42918	14mm	Combination Wrench Metric	
9-43545	13mm	Socket 6 Pt. Std Metric	3/8"	9-42919	15mm	Combination Wrench Metric	
9-43546	14mm	Socket 6 Pt. Std Metric	3/8"	9-42924	16mm	Combination Wrench Metric	
9-43547	15mm	Socket 6 Pt. Std Metric	3/8"	9-42929	17mm	Combination Wrench Metric	
9-43570	16mm	Socket 6 Pt. Std Metric	3/8"	9-42925	18mm	Combination Wrench Metric	
9-43548	17mm	Socket 6 Pt. Std Metric	3/8"	9-42921	19mm	Combination Wrench Metric	
9-43579	18mm	Socket 6 Pt. Std Metric	3/8"	9-42937	20mm	Combination Wrench Metric	
9-43549	19mm	Socket 6 Pt. Std Metric	3/8"	9-42938	21mm	Combination Wrench Metric	
9-44425	9mm	Socket 6 Pt. Deep Metric	3/8"	9-44175	9 x 11mm	Flare Nut Wrench Metric	
9-44426	10mm	Socket 6 Pt. Deep Metric	3/8"	9-44176	10 x 12mm	Flare Nut Wrench Metric	
9-44427	11mm	Socket 6 Pt. Deep Metric	3/8"	9-44177	13 x 14mm	Flare Nut Wrench Metric	
9-44428	12mm	Socket 6 Pt. Deep Metric	3/8"	9-44178	15 x 17mm	Flare Nut Wrench Metric	
9-44429	13mm	Socket 6 Pt. Deep Metric	3/8"	9-44170	16 x 18mm	Flare Nut Wrench Metric	
9-44431	14mm	Socket 6 Pt. Deep Metric	3/8"	9-44179	19 x 21mm	Flare Nut Wrench Metric	
9-44432	15mm	Socket 6 Pt. Deep Metric	3/8"	9-42339	10 Pc.	Combination Midget Wrench Set Metric	
9-44433	16mm	Socket 6 Pt. Deep Metric	3/8"	9-41981	5mm	Nut Driver Metric	
9-44434	17mm	Socket 6 Pt. Deep Metric	3/8"	9-41982	6mm	Nut Driver Metric	
9-44435	18mm	Socket 6 Pt. Deep Metric	3/8"	9-41983	7mm	Nut Driver Metric	
9-44436	19mm	Socket 6 Pt. Deep Metric	3/8"	9-41984	8mm	Nut Driver Metric	
9-44811	3/8"	QR Ratchet	3/8"	9-41986	10mm	Nut Driver Metric	
9-44264	3"	Extension Bar	3/8"	9-43373		Magnetic Handle	
9-44261	6"	Extension Bar	3/8"		10 Pc.	Screwdriver Bit Set	
9-4435		Universal Joint	3/8"	9-46677	20 Pc.	Hex Key Set Metric	
9-43324	5/8"	Spark Plug Socket	3/8"				

9-33999 200 Pc. Full Polish Mechanic's Tool Set

Part #	Size	Description	Drive	Part #	Size	Description	Drive
9-43481	5/32"	Socket 6 Pt. Std Inch	1/4"	9-43512	14mm	Socket 6 Pt. Std Metric	1/4"
9-43491	3/16"	Socket 6 Pt. Std Inch	1/4"	9-43571	3/16"	Socket 6 Pt. Deep Inch	1/4"
9-43492	7/32"	Socket 6 Pt. Std Inch	1/4"	9-43572	7/32"	Socket 6 Pt. Deep Inch	1/4"
9-43493	1/4"	Socket 6 Pt. Std Inch	1/4"	9-43573	1/4"	Socket 6 Pt. Deep Inch	1/4"
9-43494	9/32"	Socket 6 Pt. Std Inch	1/4"	9-43574	9/32"	Socket 6 Pt. Deep Inch	1/4"
9-43495	5/16"	Socket 6 Pt. Std Inch	1/4"	9-43575	5/16"	Socket 6 Pt. Deep Inch	1/4"
9-43496	11/32"	Socket 6 Pt. Std Inch	1/4"	9-43576	11/32"	Socket 6 Pt. Deep Inch	1/4"
9-43497	3/8"	Socket 6 Pt. Std Inch	1/4"	9-43577	3/8"	Socket 6 Pt. Deep Inch	1/4"
9-43498	7/16"	Socket 6 Pt. Std Inch	1/4"	9-43578	7/16"	Socket 6 Pt. Deep Inch	1/4"
9-43499	1/2"	Socket 6 Pt. Std Inch	1/4"	9-43589	1/2"	Socket 6 Pt. Deep Inch	1/4"
9-43480	9/16"	Socket 6 Pt. Std Inch	1/4"	9-43587	9/16"	Socket 6 Pt. Deep Inch	1/4"
9-43505	4mm	Socket 6 Pt. Std Metric	1/4"	9-44401	4mm	Socket 6 Pt. Deep Metric	1/4"
9-43501	5mm	Socket 6 Pt. Std Metric	1/4"	9-44402	5mm	Socket 6 Pt. Deep Metric	1/4"
9-43511	5.5mm	Socket 6 Pt. Std Metric	1/4"	9-44403	6mm	Socket 6 Pt. Deep Metric	1/4"
9-43502	6mm	Socket 6 Pt. Std Metric	1/4"	9-44404	7mm	Socket 6 Pt. Deep Metric	1/4"
9-43503	7mm	Socket 6 Pt. Std Metric	1/4"	9-44405	8mm	Socket 6 Pt. Deep Metric	1/4"
9-43504	8mm	Socket 6 Pt. Std Metric	1/4"	9-44406	9mm	Socket 6 Pt. Deep Metric	1/4"
9-43507	9mm	Socket 6 Pt. Std Metric	1/4"	9-44407	10mm	Socket 6 Pt. Deep Metric	1/4"
9-43508	10mm	Socket 6 Pt. Std Metric	1/4"	9-44408	11mm	Socket 6 Pt. Deep Metric	1/4"
9-43509	11mm	Socket 6 Pt. Std Metric	1/4"	9-44409	12mm	Socket 6 Pt. Deep Metric	1/4"
9-43513	12mm	Socket 6 Pt. Std Metric	1/4"	9-44411	13mm	Socket 6 Pt. Deep Metric	1/4"
9-43514	13mm	Socket 6 Pt. Std Metric	1/4"	9-44412	14mm	Socket 6 Pt. Deep Metric	1/4"

200 Pc. Full Polish Mechanic's Tool Set – continued

Part #	Size	Description	Drive	Part #	Size	Description	Drive
9-44812	1/4"	Full Polish Ratchet	1/4"	9-44278	21mm	Socket 6 Pt. Std Metric	1/2"
9-43538	1-1/2"	Extension Bar	1/4"	9-44265	22mm	Socket 6 Pt. Std Metric	1/2"
9-43539	3"	Extension Bar	1/4"	9-47582	1/2"	Socket 6 Pt. Deep Inch	1/2"
9-43531	6"	Extension Bar	1/4"	9-47583	9/16"	Socket 6 Pt. Deep Inch	1/2"
9-43001	3/8"	Socket 6 Pt. Std Inch	3/8"	9-47584	5/8"	Socket 6 Pt. Deep Inch	1/2"
9-43002	7/16"	Socket 6 Pt. Std Inch	3/8"	9-47585	11/16"	Socket 6 Pt. Deep Inch	1/2"
9-43003	1/2"	Socket 6 Pt. Std Inch	3/8"	9-47586	3/4"	Socket 6 Pt. Deep Inch	1/2"
9-43004	9/16"	Socket 6 Pt. Std Inch	3/8"	49-7587	13/16"	Socket 6 Pt. Deep Inch	1/2"
9-43005	5/8"	Socket 6 Pt. Std Inch	3/8"	9-47588	7/8"	Socket 6 Pt. Deep Inch	1/2"
9-43006	11/16"	Socket 6 Pt. Std Inch	3/8"	9-47589	15/16"	Socket 6 Pt. Deep Inch	1/2"
9-43007	3/4"	Socket 6 Pt. Std Inch	3/8"	9-47591	1"	Socket 6 Pt. Deep Inch	1/2"
9-43008	13/16"	Socket 6 Pt. Std Inch	3/8"	9-47592	1-1/16"	Socket 6 Pt. Deep Inch	1/2"
9-43013	7/8"	Socket 6 Pt. Std Inch	3/8"	9-47593	1-1/8"	Socket 6 Pt. Deep Inch	1/2"
9-43541	9mm	Socket 6 Pt. Std Metric	3/8"	9-44814	1/2"	Full Polish Ratchet	1/2"
9-43542	10mm	Socket 6 Pt. Std Metric	3/8"	9-44133	3"	Extension Bar	1/2"
9-43543	11mm	Socket 6 Pt. Std Metric	3/8"	9-44131	6"	Extension Bar	1/2"
9-43544	12mm	Socket 6 Pt. Std Metric	3/8"	9-44132	10"	Extension Bar	1/2"
9-43545	13mm	Socket 6 Pt. Std Metric	3/8"	9-45973	1/4"	Full Polish Combination Wrench Inch	
9-43546	14mm	Socket 6 Pt. Std Metric	3/8"	9-45974	5/16"	Full Polish Combination Wrench Inch	
9-43547	15mm	Socket 6 Pt. Std Metric	3/8"	9-45975	3/8"	Full Polish Combination Wrench Inch	
9-43570	16mm	Socket 6 Pt. Std Metric	3/8"	9-45976	7/16"	Full Polish Combination Wrench Inch	
9-43548	17mm	Socket 6 Pt. Std Metric	3/8"	9-45977	1/2"	Full Polish Combination Wrench Inch	
9-43579	18mm	Socket 6 Pt. Std Metric	3/8"	9-45978	9/16"	Full Polish Combination Wrench Inch	
9-43549	19mm	Socket 6 Pt. Std Metric	3/8"	9-45979	5/18"	Full Polish Combination Wrench Inch	
9-43580	20mm	Socket 6 Pt. Std Metric	3/8"	9-45980	11/16"	Full Polish Combination Wrench Inch	
9-43584	21mm	Socket 6 Pt. Std Metric	3/8"	9-45981	3/16"	Full Polish Combination Wrench Inch	
9-43333	3/8"	Socket 6 Pt. Deep Inch	3/8"	9-45982	13/16"	Full Polish Combination Wrench Inch	
9-43331	7/16"	Socket 6 Pt. Deep Inch	3/8"	9-45983	7/8"	Full Polish Combination Wrench Inch	
9-43332	1/2"	Socket 6 Pt. Deep Inch	3/8"	9-45984	15/16"	Full Polish Combination Wrench Inch	
9-43334	9/16"	Socket 6 Pt. Deep Inch	3/8"	9-45985	1"	Full Polish Combination Wrench Inch	
9-43335	5/8"	Socket 6 Pt. Deep Inch	3/8"	9-44089	5/16"	Stubby Full Polish Combination Wrench Inch	
9-43336	11/16"	Socket 6 Pt. Deep Inch	3/8"	9-44103	3/8"	Stubby Full Polish Combination Wrench Inch	
9-43337	3/4"	Socket 6 Pt. Deep Inch	3/8"	9-44104	7/16"	Stubby Full Polish Combination Wrench Inch	
9-43338	13/16"	Socket 6 Pt. Deep Inch	3/8"	9-44105	1/2"	Stubby Full Polish Combination Wrench Inch	
9-43339	7/8"	Socket 6 Pt. Deep Inch	3/8"	9-44106	9/16"	Stubby Full Polish Combination Wrench Inch	
9-44425	9mm	Socket 6 Pt. Deep Metric	3/8"	9-44107	5/8"	Stubby Full Polish Combination Wrench Inch	
9-44426	10mm	Socket 6 Pt. Deep Metric	3/8"	9-44108	11/16"	Stubby Full Polish Combination Wrench Inch	
9-44427	11mm	Socket 6 Pt. Deep Metric	3/8"	9-44109	3/4"	Stubby Full Polish Combination Wrench Inch	
9-44428	12mm	Socket 6 Pt. Deep Metric	3/8"	9-44099	13/16"	Stubby Full Polish Combination Wrench Inch	
9-44429	13mm	Socket 6 Pt. Deep Metric	3/8"	9-44100	7/8"	Stubby Full Polish Combination Wrench Inch	
9-44431	14mm	Socket 6 Pt. Deep Metric	3/8"	9-44102	15/16"	Stubby Full Polish Combination Wrench Inch	
9-44432	15mm	Socket 6 Pt. Deep Metric	3/8"	9-44110	1"	Stubby Full Polish Combination Wrench Inch	
9-44433	16mm	Socket 6 Pt. Deep Metric	3/8"	9-45986	7mm	Full Polish Combination Wrench Metric	
9-44434	17mm	Socket 6 Pt. Deep Metric	3/8"	9-45987	8mm	Full Polish Combination Wrench Metric	
9-44435	18mm	Socket 6 Pt. Deep Metric	3/8"	9-45988	9mm	Full Polish Combination Wrench Metric	
9-44436	19mm	Socket 6 Pt. Deep Metric	3/8"	9-45989	10mm	Full Polish Combination Wrench Metric	
9-44813	3/8"	Full Polish Ratchet	3/8"	9-45990	11mm	Full Polish Combination Wrench Metric	
9-44833	3/8"	X-Long Full Polish Ratchet	3/8"	9-45991	12mm	Full Polish Combination Wrench Metric	
9-44834	3/8"	Stubby Full Polish Flex Ratchet	3/8"	9-45992	13mm	Full Polish Combination Wrench Metric	
9-44264	3"	Extension Bar	3/8"	9-45993	14mm	Full Polish Combination Wrench Metric	
9-44261	6"	Extension Bar	3/8"	9-45994	15mm	Full Polish Combination Wrench Metric	
9-44262	10"	Extension Bar	3/8"	9-45995	16mm	Full Polish Combination Wrench Metric	
9-44053	3/8"	Socket 6 Pt. Std Inch	1/2"	9-45996	17mm	Full Polish Combination Wrench Metric	
9-44054	7/16"	Socket 6 Pt. Std Inch	1/2"	9-45997	18mm	Full Polish Combination Wrench Metric	
9-44055	1/2"	Socket 6 Pt. Std Inch	1/2"	9-45998	19mm	Full Polish Combination Wrench Metric	
9-44056	9/16"	Socket 6 Pt. Std Inch	1/2"	9-44112	9mm	Stubby Full Polish Combination Wrench Metric	
9-44057	5/8"	Socket 6 Pt. Std Inch	1/2"	9-44113	10mm	Stubby Full Polish Combination Wrench Metric	
9-44058	11/16"	Socket 6 Pt. Std Inch	1/2"	9-44114	12mm	Stubby Full Polish Combination Wrench Metric	
9-44059	3/4"	Socket 6 Pt. Std Inch	1/2"	9-44115	13mm	Stubby Full Polish Combination Wrench Metric	
9-44063	13/16"	Socket 6 Pt. Std Inch	1/2"	9-44116	14mm	Stubby Full Polish Combination Wrench Metric	
9-44064	7/8"	Socket 6 Pt. Std Inch	1/2"	9-44117	15mm	Stubby Full Polish Combination Wrench Metric	
9-44065	15/16"	Socket 6 Pt. Std Inch	1/2"	9-44140	16mm	Stubby Full Polish Combination Wrench Metric	
9-44066	1"	Socket 6 Pt. Std Inch	1/2"	9-44118	17mm	Stubby Full Polish Combination Wrench Metric	
9-44067	1-1/16"	Socket 6 Pt. Std Inch	1/2"	9-44119	18mm	Stubby Full Polish Combination Wrench Metric	
9-44068	1-1/8"	Socket 6 Pt. Std Inch	1/2"	9-44120	19mm	Stubby Full Polish Combination Wrench Metric	
9-44069	1-1/4"	Socket 6 Pt. Std Inch	1/2"	9-44122	20mm	Stubby Full Polish Combination Wrench Metric	
9-44251	9mm	Socket 6 Pt. Std Metric	1/2"	9-44124	21mm	Stubby Full Polish Combination Wrench Metric	
9-44252	10mm	Socket 6 Pt. Std Metric	1/2"	9-44130	22mm	Stubby Full Polish Combination Wrench Metric	
9-44253	11mm	Socket 6 Pt. Std Metric	1/2"	9-47184	#1 x 4"	Pro Screwdriver Phillips	
9-44254	12mm	Socket 6 Pt. Std Metric	1/2"	9-47186	#2 x 4"	Pro Screwdriver Phillips	
9-44255	13mm	Socket 6 Pt. Std Metric	1/2"	9-47187	#3 x 6"	Pro Screwdriver Phillips	
9-44256	14mm	Socket 6 Pt. Std Metric	1/2"	9-47189	1/8" x 3"	Pro Screwdriver Slotted	
9-44257	15mm	Socket 6 Pt. Std Metric	1/2"	9-47191	3/16" x 6"	Pro Screwdriver Slotted	
9-44273	16mm	Socket 6 Pt. Std Metric	1/2"	9-47195	1/4" x 6"	Pro Screwdriver Slotted	
9-44258	17mm	Socket 6 Pt. Std Metric	1/2"	9-47197	5/16" x 6"	Pro Screwdriver Slotted	
9-44228	18mm	Socket 6 Pt. Std Metric	1/2"	9-45763	8"	Pro Long Nose Pliers	
9-44259	19mm	Socket 6 Pt. Std Metric	1/2"	9-45760	6-3/4"	Pro Slip Joint Pliers	
9-44274	20mm	Socket 6 Pt. Std Metric	1/2"	9-45761	9-1/2"	Pro Arc Joint Pliers	

Set Contents

9-34083 83 Pc. Mechanic's Tool Set

Part #	Size	Description	Drive	Part #	Size	Description	Drive
9-43481	5/32"	Socket 6 Pt. Std Inch	1/4"	9-44337	3/4"	Socket 12 Pt. Std Inch	3/8"
9-43491	3/16"	Socket 6 Pt. Std Inch	1/4"	9-44338	13/16"	Socket 12 Pt. Std Inch	3/8"
9-43492	7/32"	Socket 6 Pt. Std Inch	1/4"	9-44339	7/8"	Socket 12 Pt. Std Inch	3/8"
9-43493	1/4"	Socket 6 Pt. Std Inch	1/4"	9-44301	9mm	Socket 12 Pt. Std Metric	3/8"
9-43494	9/32"	Socket 6 Pt. Std Inch	1/4"	9-44302	10mm	Socket 12 Pt. Std Metric	3/8"
9-43495	5/16"	Socket 6 Pt. Std Inch	1/4"	9-44309	11mm	Socket 12 Pt. Std Metric	3/8"
9-43496	11/32"	Socket 6 Pt. Std Inch	1/4"	9-44303	12mm	Socket 12 Pt. Std Metric	3/8"
9-43497	3/8"	Socket 6 Pt. Std Inch	1/4"	9-44304	13mm	Socket 12 Pt. Std Metric	3/8"
9-43498	7/16"	Socket 6 Pt. Std Inch	1/4"	9-44305	14mm	Socket 12 Pt. Std Metric	3/8"
9-43505	4mm	Socket 6 Pt. Metric	1/4"	9-44306	15mm	Socket 12 Pt. Std Metric	3/8"
9-43501	5mm	Socket 6 Pt. Metric	1/4"	9-44311	16mm	Socket 12 Pt. Std Metric	3/8"
9-43511	5.5mm	Socket 6 Pt. Metric	1/4"	9-44307	17mm	Socket 12 Pt. Std Metric	3/8"
9-43502	6mm	Socket 6 Pt. Metric	1/4"	9-44312	18mm	Socket 12 Pt. Std Metric	3/8"
9-43503	7mm	Socket 6 Pt. Metric	1/4"	9-44308	19mm	Socket 12 Pt. Std Metric	3/8"
9-43504	8mm	Socket 6 Pt. Metric	1/4"	9-44808	3/8"	QR Long Ratchet	3/8"
9-43507	9mm	Socket 6 Pt. Metric	1/4"	9-44264	3"	Extension Bar	3/8"
9-43508	10mm	Socket 6 Pt. Metric	1/4"	9-4256	1/4"	Adapter	3/8"
9-43509	11mm	Socket 6 Pt. Metric	1/4"	9-43324	5/8"	Spark Plug Socket	3/8"
9-43513	12mm	Socket 6 Pt. Metric	1/4"	9-44572	3/8" x 7/16"	Open End Wrench Inch	
9-44351	1/4"	Socket 12 Pt. Std Inch	3/8"	9-44579	1/2" x 9/16"	Open End Wrench Inch	
9-44329	5/16"	Socket 12 Pt. Std Inch	3/8"	9-44504	10 x 11mm	Open End Wrench Metric	
9-44331	3/8"	Socket 12 Pt. Std Inch	3/8"	9-44506	12 x 14mm	Open End Wrench Metric	
9-44332	7/16"	Socket 12 Pt. Std Inch	3/8"	9-43373	3/8"	Magnetic Handle	
9-44333	1/2"	Socket 12 Pt. Std Inch	3/8"	—	7 Pc.	Screwdriver Bit Set	
9-44334	9/16"	Socket 12 Pt. Std Inch	3/8"	—	12 Pc.	Nut Driver Bit Set Inch/Metric	
9-44335	5/8"	Socket 12 Pt. Std Inch	3/8"	9-46683	14 Pc.	Hex Key Set Inch	
9-44336	11/16"	Socket 12 Pt. Std Inch	3/8"				

9-34117 117 Pc. Laser Mechanic's Tool Set

Part #	Size	Description	Drive	Part #	Size	Description	Drive
9-34591	7/32"	Laser Socket 6 Pt. Std Inch	1/4"	9-45857	15 mm	Laser Socket 6 Pt. Std Metric	3/8"
9-34592	1/4"	Laser Socket 6 Pt. Std Inch	1/4"	9-34632	3/8"	Laser Socket 12 Pt. Std Inch	3/8"
9-34593	9/32"	Laser Socket 6 Pt. Std Inch	1/4"	9-34633	7/19"	Laser Socket 12 Pt. Std Inch	3/8"
9-34594	5/16"	Laser Socket 6 Pt. Std Inch	1/4"	9-34634	1/2"	Laser Socket 12 Pt. Std Inch	3/8"
9-34595	11/32"	Laser Socket 6 Pt. Std Inch	1/4"	9-34635	9/16"	Laser Socket 12 Pt. Std Inch	3/8"
9-34596	3/8"	Laser Socket 6 Pt. Std Inch	1/4"	9-34636	5/8"	Laser Socket 12 Pt. Std Inch	3/8"
9-34597	7/16"	Laser Socket 6 Pt. Std Inch	1/4"	9-34639	9 mm	Laser Socket 12 Pt. Std Metric	3/8"
9-34598	1/2"	Laser Socket 6 Pt. Std Inch	1/4"	9-34641	10 mm	Laser Socket 12 Pt. Std Metric	3/8"
9-34599	9/16"	Laser Socket 6 Pt. Std Inch	1/4"	9-34642	11 mm	Laser Socket 12 Pt. Std Metric	3/8"
9-34601	5.5 mm	Laser Socket 6 Pt. Std Metric	1/4"	9-34643	12 mm	Laser Socket 12 Pt. Std Metric	3/8"
9-34602	6 mm	Laser Socket 6 Pt. Std Metric	1/4"	9-34644	13 mm	Laser Socket 12 Pt. Std Metric	3/8"
9-34603	7 mm	Laser Socket 6 Pt. Std Metric	1/4"	9-34645	14 mm	Laser Socket 12 Pt. Std Metric	3/8"
9-34604	8 mm	Laser Socket 6 Pt. Std Metric	1/4"	9-34646	15 mm	Laser Socket 12 Pt. Std Metric	3/8"
9-34605	9 mm	Laser Socket 6 Pt. Std Metric	1/4"	9-34648	17 mm	Laser Socket 12 Pt. Std Metric	3/8"
9-34606	10 mm	Laser Socket 6 Pt. Std Metric	1/4"	9-45836	7/16"	Laser Socket 6 Pt. Deep Inch	3/8"
6-34607	11 mm	Laser Socket 6 Pt. Std Metric	1/4"	9-45837	1/2"	Laser Socket 12 Pt. Deep Inch	3/8"
9-34608	12 mm	Laser Socket 6 Pt. Std Metric	1/4"	9-45838	9/16"	Laser Socket 6 Pt. Deep Inch	3/8"
9-34609	13 mm	Laser Socket 6 Pt. Std Metric	1/4"	9-45839	5/8"	Laser Socket 6 Pt. Deep Inch	3/8"
9-34611	14 mm	Laser Socket 6 Pt. Std Metric	1/4"	9-45866	10 mm	Laser Socket 6 Pt. Deep Metric	3/8"
9-34612	1/4"	Laser Socket 6 Pt. Deep Inch	1/4"	9-45868	12 mm	Laser Socket 6 Pt. Deep Metric	3/8"
9-34613	9/32"	Laser Socket 6 Pt. Deep Inch	1/4"	9-45869	13 mm	Laser Socket 6 Pt. Deep Metric	3/8"
9-34614	5/16"	Laser Socket 6 Pt. Deep Inch	1/4"	9-45871	14 mm	Laser Socket 6 Pt. Deep Metric	3/8"
9-34615	3/8"	Laser Socket 6 Pt. Deep Inch	1/4"	9-34671	5/8"	Laser Socket Spark Plug	3/8"
9-34616	7/16"	Laser Socket 6 Pt. Deep Inch	1/4"	9-44808	3/8"	Quick Release Teardrop Ratchet	3/8"
9-34621	7 mm	Laser Socket 6 Pt. Deep Metric	1/4"	9-44261	6"	Extension Bar	3/8"
9-34622	8 mm	Laser Socket 6 Pt. Deep Metric	1/4"	9-4258	3/8" to 1/2"	Socket Adapter	3/8"
9-34623	9 mm	Laser Socket 6 Pt. Deep Metric	1/4"	9-45886	9/16"	Laser Socket 6 Pt. Std Inch	1/2"
9-34624	10 mm	Laser Socket 6 Pt. Deep Metric	1/4"	9-45887	5/8"	Laser Socket 6 Pt. Std Inch	1/2"
9-34625	11 mm	Laser Socket 6 Pt. Deep Metric	1/4"	9-45888	11/16"	Laser Socket 6 Pt. Std Inch	1/2"
9-44807	1/4"	Quick Release Teardrop Ratchet	1/4"	9-45889	3/4"	Laser Socket 6 Pt. Std Inch	1/2"
9-43539	3"	Extension Bar	1/4"	9-45928	15 mm	Laser Socket 6 Pt. Std Metric	1/2"
9-45821	1/4"	Laser Socket 6 Pt. Std Inch	3/8"	9-45929	17 mm	Laser Socket 6 Pt. Std Metric	1/2"
9-45822	5/16"	Laser Socket 6 Pt. Std Inch	3/8"	9-45930	18 mm	Laser Socket 6 Pt. Std Metric	1/2"
9-45823	3/8"	Laser Socket 6 Pt. Std Inch	3/8"	9-45931	19 mm	Laser Socket 6 Pt. Std Metric	1/2"
9-45824	7/16"	Laser Socket 6 Pt. Std Inch	3/8"	9-44572	3/8" x 7/16"	Open End Wrench Inch	
9-45825	1/2"	Laser Socket 6 Pt. Std Inch	3/8"	9-44579	1/2" x 9/16"	Open End Wrench Inch	
9-45826	9/16"	Laser Socket 6 Pt. Std Inch	3/8"	9-44504	10 x 11 mm	Open End Wrench Metric	
9-45827	5/8"	Laser Socket 6 Pt. Std Inch	3/8"	9-44506	12 x 14 mm	Open End Wrench Metric	
9-45828	11/16"	Laser Socket 6 Pt. Std Inch	3/8"	9-43373		Magnetic Bit Handle	1/4"
9-45829	3/4"	Laser Socket 6 Pt. Std Inch	3/8"		9 Pc.	Screwdriver Bit Set	
9-45854	12 mm	Laser Socket 6 Pt. Std Metric	3/8"		12 Pc.	Nutdriver Bit Set	
9-45855	13 mm	Laser Socket 6 Pt. Std Metric	3/8"	9-46683	14 Pc.	Standard Short and Long Arm Hex Key Set	
9-45856	14 mm	Laser Socket 6 Pt. Std Metric	3/8"				

9-34130 130 Pc. Professional Impact Tool Set

Part #	Size	Description	Drive	Part #	Size	Description	Drive
9-15830	1/4"	Laser Socket 6 Pt. Impact Inch	3/8"	9-15835	9/16"	Laser Socket 6 Pt. Impact Inch	3/8"
9-15831	5/16"	Laser Socket 6 Pt. Impact Inch	3/8"	9-15836	5/8"	Laser Socket 6 Pt. Impact Inch	3/8"
9-15832	3/8"	Laser Socket 6 Pt. Impact Inch	3/8"	9-15837	11/16"	Laser Socket 6 Pt. Impact Inch	3/8"
9-15833	7/16"	Laser Socket 6 Pt. Impact Inch	3/8"	9-15838	3/4"	Laser Socket 6 Pt. Impact Inch	3/8"
9-15834	1/2"	Laser Socket 6 Pt. Impact Inch	3/8"	9-15839	10mm	Laser Socket 6 Pt. Impact Metric	3/8"

130 Pc. Professional Impact Tool Set – continued

Part #	Size	Description	Drive	Part #	Size	Description	Drive
9-15840	11mm	Laser Socket 6 Pt. Impact Metric	3/8"	9-15861	13mm	Laser Socket 6 Pt. Impact Metric	1/2"
9-15841	12mm	Laser Socket 6 Pt. Impact Metric	3/8"	9-15862	14mm	Laser Socket 6 Pt. Impact Metric	1/2"
9-15842	13mm	Laser Socket 6 Pt. Impact Metric	3/8"	9-15863	15mm	Laser Socket 6 Pt. Impact Metric	1/2"
9-15843	14mm	Laser Socket 6 Pt. Impact Metric	3/8"	9-15864	16mm	Laser Socket 6 Pt. Impact Metric	1/2"
9-15844	15mm	Laser Socket 6 Pt. Impact Metric	3/8"	9-15865	17mm	Laser Socket 6 Pt. Impact Metric	1/2"
9-15976	16mm	Laser Socket 6 Pt. Impact Metric	3/8"	9-15866	18mm	Laser Socket 6 Pt. Impact Metric	1/2"
9-15845	17mm	Laser Socket 6 Pt. Impact Metric	3/8"	9-15867	19mm	Laser Socket 6 Pt. Impact Metric	1/2"
9-15846	18mm	Laser Socket 6 Pt. Impact Metric	3/8"	9-15868	21mm	Laser Socket 6 Pt. Impact Metric	1/2"
9-15847	19mm	Laser Socket 6 Pt. Impact Metric	3/8"	9-15869	22mm	Laser Socket 6 Pt. Impact Metric	1/2"
9-15890	1/4"	Laser Socket 6 Pt. Impact Deep Inch	3/8"	9-15870	24mm	Laser Socket 6 Pt. Impact Metric	1/2"
9-15891	5/16"	Laser Socket 6 Pt. Impact Deep Inch	3/8"	9-15871	27mm	Laser Socket 6 Pt. Impact Metric	1/2"
9-15892	3/8"	Laser Socket 6 Pt. Impact Deep Inch	3/8"	9-15995	3/8"	Laser Socket 6 Pt. Impact Deep Inch	1/2"
9-15893	7/16"	Laser Socket 6 Pt. Impact Deep Inch	3/8"	9-15996	7/16"	Laser Socket 6 Pt. Impact Deep Inch	1/2"
9-15894	1/2"	Laser Socket 6 Pt. Impact Deep Inch	3/8"	9-15997	1/2"	Laser Socket 6 Pt. Impact Deep Inch	1/2"
9-15895	9/16"	Laser Socket 6 Pt. Impact Deep Inch	3/8"	9-15998	9/16"	Laser Socket 6 Pt. Impact Deep Inch	1/2"
9-15896	5/8"	Laser Socket 6 Pt. Impact Deep Inch	3/8"	9-15999	5/8"	Laser Socket 6 Pt. Impact Deep Inch	1/2"
9-15897	11/16"	Laser Socket 6 Pt. Impact Deep Inch	3/8"	9-16060	11/16"	Laser Socket 6 Pt. Impact Deep Inch	1/2"
9-15898	3/4"	Laser Socket 6 Pt. Impact Deep Inch	3/8"	9-16061	3/4"	Laser Socket 6 Pt. Impact Deep Inch	1/2"
9-15899	10mm	Socket 6 Pt. Impact Deep Metric	3/8"	9-16062	13/16"	Laser Socket 6 Pt. Impact Deep Inch	1/2"
9-15900	11mm	Socket 6 Pt. Impact Deep Metric	3/8"	9-16063	7/8"	Laser Socket 6 Pt. Impact Deep Inch	1/2"
9-15901	12mm	Socket 6 Pt. Impact Deep Metric	3/8"	9-15983	15/16"	Laser Socket 6 Pt. Impact Deep Inch	1/2"
9-15902	13mm	Socket 6 Pt. Impact Deep Metric	3/8"	9-15984	1"	Laser Socket 6 Pt. Impact Deep Inch	1/2"
9-15903	14mm	Socket 6 Pt. Impact Deep Metric	3/8"	9-15985	1-1/16"	Laser Socket 6 Pt. Impact Deep Inch	1/2"
9-15904	15mm	Socket 6 Pt. Impact Deep Metric	3/8"	9-16073	12mm	Laser Socket 6 Pt. Impact Deep Metric	1/2"
9-15905	16mm	Socket 6 Pt. Impact Deep Metric	3/8"	9-16074	13mm	Laser Socket 6 Pt. Impact Deep Metric	1/2"
9-15906	17mm	Socket 6 Pt. Impact Deep Metric	3/8"	9-16075	14mm	Laser Socket 6 Pt. Impact Deep Metric	1/2"
9-15907	18mm	Socket 6 Pt. Impact Deep Metric	3/8"	9-16076	15mm	Laser Socket 6 Pt. Impact Deep Metric	1/2"
9-15908	19mm	Socket 6 Pt. Impact Deep Metric	3/8"	9-16077	16mm	Laser Socket 6 Pt. Impact Deep Metric	1/2"
9-15780	3/8"	Laser Socket 6 Pt. Swivel Impact Inch	3/8"	9-16078	17mm	Laser Socket 6 Pt. Impact Deep Metric	1/2"
9-15781	7/16"	Laser Socket 6 Pt. Swivel Impact Inch	3/8"	9-16079	18mm	Laser Socket 6 Pt. Impact Deep Metric	1/2"
9-15782	1/2"	Laser Socket 6 Pt. Swivel Impact Inch	3/8"	9-16080	19mm	Laser Socket 6 Pt. Impact Deep Metric	1/2"
9-15783	9/16"	Laser Socket 6 Pt. Swivel Impact Inch	3/8"	9-16081	21mm	Laser Socket 6 Pt. Impact Deep Metric	1/2"
9-15784	5/8"	Laser Socket 6 Pt. Swivel Impact Inch	3/8"	9-16085	22mm	Laser Socket 6 Pt. Impact Deep Metric	1/2"
9-15785	11/16"	Laser Socket 6 Pt. Swivel Impact Inch	3/8"	9-16086	24mm	Laser Socket 6 Pt. Impact Deep Metric	1/2"
9-15786	3/4"	Laser Socket 6 Pt. Swivel Impact Inch	3/8"	9-16087	27mm	Laser Socket 6 Pt. Impact Deep Metric	1/2"
9-15790	10mm	Laser Socket 6 Pt. Swivel Impact Metric	3/8"	9-15800	1/2"	Laser Socket 6 Pt. Swivel Impact Inch	1/2"
9-15791	11mm	Laser Socket 6 Pt. Swivel Impact Metric	3/8"	9-15801	9/16"	Laser Socket 6 Pt. Swivel Impact Inch	1/2"
9-15792	12mm	Laser Socket 6 Pt. Swivel Impact Metric	3/8"	9-15802	5/8"	Laser Socket 6 Pt. Swivel Impact Inch	1/2"
9-15793	13mm	Laser Socket 6 Pt. Swivel Impact Metric	3/8"	9-15803	11/16"	Laser Socket 6 Pt. Swivel Impact Inch	1/2"
9-15794	14mm	Laser Socket 6 Pt. Swivel Impact Metric	3/8"	9-15804	3/4"	Laser Socket 6 Pt. Swivel Impact Inch	1/2"
9-15795	15mm	Laser Socket 6 Pt. Swivel Impact Metric	3/8"	9-15805	13/16"	Laser Socket 6 Pt. Swivel Impact Inch	1/2"
9-15796	16mm	Laser Socket 6 Pt. Swivel Impact Metric	3/8"	9-15806	7/8"	Laser Socket 6 Pt. Swivel Impact Inch	1/2"
9-15797	17mm	Laser Socket 6 Pt. Swivel Impact Metric	3/8"	9-15807	15/16"	Laser Socket 6 Pt. Swivel Impact Inch	1/2"
9-15798	18mm	Laser Socket 6 Pt. Swivel Impact Metric	3/8"	9-15808	1"	Laser Socket 6 Pt. Swivel Impact Inch	1/2"
9-19496	3"	Impact Extension Bar	3/8"	9-15810	13mm	Laser Socket 6 Pt. Swivel Impact Metric	1/2"
9-19497	6"	Impact Extension Bar	3/8"	9-15811	14mm	Laser Socket 6 Pt. Swivel Impact Metric	1/2"
9-23766		Impact Swivel Universal Joint	3/8"	9-15812	15mm	Laser Socket 6 Pt. Swivel Impact Metric	1/2"
9-15848	3/8"	Laser Socket 6 Pt. Impact Inch	1/2"	9-15813	16mm	Laser Socket 6 Pt. Swivel Impact Metric	1/2"
9-15849	7/16"	Laser Socket 6 Pt. Impact Inch	1/2"	9-15814	17mm	Laser Socket 6 Pt. Swivel Impact Metric	1/2"
9-15850	1/2"	Laser Socket 6 Pt. Impact Inch	1/2"	9-15815	18mm	Laser Socket 6 Pt. Swivel Impact Metric	1/2"
9-15851	9/16"	Laser Socket 6 Pt. Impact Inch	1/2"	9-15816	19mm	Laser Socket 6 Pt. Swivel Impact Metric	1/2"
9-15852	5/8"	Laser Socket 6 Pt. Impact Inch	1/2"	9-15817	21mm	Laser Socket 6 Pt. Swivel Impact Metric	1/2"
9-15853	11/16"	Laser Socket 6 Pt. Impact Inch	1/2"	9-15818	22mm	Laser Socket 6 Pt. Swivel Impact Metric	1/2"
9-15854	3/4"	Laser Socket 6 Pt. Impact Inch	1/2"	9-19498	3"	Impact Extension Bar	1/2"
9-15855	13/16"	Laser Socket 6 Pt. Impact Inch	1/2"	9-19493	6"	Impact Extension Bar	1/2"
9-15856	7/8"	Laser Socket 6 Pt. Impact Inch	1/2"	9-19499	10"	Impact Extension Bar	1/2"
9-15857	15/16"	Laser Socket 6 Pt. Impact Inch	1/2"	9-19494	3/8"	Impact Adapter	1/2"
9-15858	1"	Laser Socket 6 Pt. Impact Inch	1/2"	9-19495	3/4" x 13/16"	Impact Double End Socket	1/2"
9-15859	1-1/16"	Laser Socket 6 Pt. Impact Inch	1/2"	9-23765		Impact Swivel Universal Joint	1/2"
9-15860	12mm	Laser Socket 6 Pt. Impact Metric	1/2"	9-19864	1/2"	Impact Gun Driver	1/2"

9-34178 338 Pc. Mechanic's Tool Set

Part #	Size	Description	Drive	Part #	Size	Description	Drive
9-43481	5/32"	Socket 6 Pt. Std Inch	1/4"	9-43608	3/16"	Socket 12 Pt. Std Inch	1/4"
9-43491	3/16"	Socket 6 Pt. Std Inch	1/4"	9-43609	7/32"	Socket 12 Pt. Std Inch	1/4"
9-43492	7/32"	Socket 6 Pt. Std Inch	1/4"	9-43601	1/4"	Socket 12 Pt. Std Inch	1/4"
9-43493	1/4"	Socket 6 Pt. Std Inch	1/4"	9-43602	9/32"	Socket 12 Pt. Std Inch	1/4"
9-43494	9/32"	Socket 6 Pt. Std Inch	1/4"	9-43603	5/16"	Socket 12 Pt. Std Inch	1/4"
9-43495	5/16"	Socket 6 Pt. Std Inch	1/4"	9-43604	11/32"	Socket 12 Pt. Std Inch	1/4"
9-43496	11/32"	Socket 6 Pt. Std Inch	1/4"	9-43605	3/8"	Socket 12 Pt. Std Inch	1/4"
9-43497	3/8"	Socket 6 Pt. Std Inch	1/4"	9-43606	7/16"	Socket 12 Pt. Std Inch	1/4"
9-43498	7/16"	Socket 6 Pt. Std Inch	1/4"	9-43607	1/2"	Socket 12 Pt. Std Inch	1/4"
9-43499	1/2"	Socket 6 Pt. Std Inch	1/4"	9-43610	9/16"	Socket 12 Pt. Std Inch	1/4"
9-43480	9/16"	Socket 6 Pt. Std Inch	1/4"	9-43571	3/16"	Socket 6 Pt. Std Deep Inch	1/4"
9-43505	4mm	Socket 6 Pt. Std Metric	1/4"	9-43572	7/32"	Socket 6 Pt. Std Deep Inch	1/4"
9-43501	5mm	Socket 6 Pt. Std Metric	1/4"	9-43573	1/4"	Socket 6 Pt. Std Deep Inch	1/4"
9-43511	5.5mm	Socket 6 Pt. Std Metric	1/4"	9-43574	9/32"	Socket 6 Pt. Std Deep Inch	1/4"
9-43502	6mm	Socket 6 Pt. Std Metric	1/4"	9-43575	5/16"	Socket 6 Pt. Std Deep Inch	1/4"
9-43503	7mm	Socket 6 Pt. Std Metric	1/4"	9-43576	11/32"	Socket 6 Pt. Std Deep Inch	1/4"
9-43504	8mm	Socket 6 Pt. Std Metric	1/4"	9-43577	3/8"	Socket 6 Pt. Std Deep Inch	1/4"
9-43507	9mm	Socket 6 Pt. Std Metric	1/4"	9-43578	7/16"	Socket 6 Pt. Std Deep Inch	1/4"
9-43508	10mm	Socket 6 Pt. Std Metric	1/4"	9-43589	1/2"	Socket 6 Pt. Std Deep Inch	1/4"
9-43509	11mm	Socket 6 Pt. Std Metric	1/4"	9-43587	9/16"	Socket 6 Pt. Std Deep Inch	1/4"
9-43513	12mm	Socket 6 Pt. Std Metric	1/4"	9-44401	4mm	Socket 6 Pt. Deep Metric	1/4"
9-43514	13mm	Socket 6 Pt. Std Metric	1/4"	9-44402	5mm	Socket 6 Pt. Deep Metric	1/4"
9-43512	14mm	Socket 6 Pt. Std Metric	1/4"	9-44403	6mm	Socket 6 Pt. Deep Metric	1/4"

Set Contents

338 Pc. Mechanic's Tool Set – continued

Part #	Size	Description	Drive	Part #	Size	Description	Drive
9-44404	7mm	Socket 6 Pt. Deep Metric	1/4"	9-44431	14mm	Socket 6 Pt. Deep Metric	3/8"
9-44405	8mm	Socket 6 Pt. Deep Metric	1/4"	9-44432	15mm	Socket 6 Pt. Deep Metric	3/8"
9-44406	9mm	Socket 6 Pt. Deep Metric	1/4"	9-44433	16mm	Socket 6 Pt. Deep Metric	3/8"
9-44407	10mm	Socket 6 Pt. Deep Metric	1/4"	9-44434	17mm	Socket 6 Pt. Deep Metric	3/8"
9-44408	11mm	Socket 6 Pt. Deep Metric	1/4"	9-44435	18mm	Socket 6 Pt. Deep Metric	3/8"
9-44409	12mm	Socket 6 Pt. Deep Metric	1/4"	9-44436	19mm	Socket 6 Pt. Deep Metric	3/8"
9-44411	13mm	Socket 6 Pt. Deep Metric	1/4"	9-42664	T-30	Torx Bit Sockets	3/8"
9-44412	14mm	Socket 6 Pt. Deep Metric	1/4"	9-42665	T-40	Torx Bit Sockets	3/8"
9-42661	T-15	Torx Bit Sockets	1/4"	9-42666	T-45	Torx Bit Sockets	3/8"
9-42662	T-20	Torx Bit Sockets	1/4"	9-42667	T-50	Torx Bit Sockets	3/8"
9-42663	T-25	Torx Bit Sockets	1/4"	9-43324	5/8"	Spark Plug Socket	3/8"
9-44807	1/4"	QR Ratchet	1/4"	9-43325	13/16"	Spark Plug Socket	3/8"
9-44538	1-1/2"	Extension Bar	1/4"	9-44808	3/8"	QR Ratchet Long	3/8"
9-43539	3"	Extension Bar	1/4"	9-43537	1-1/2"	Extension Bar	3/8"
9-43531	6"	Extension Bar	1/4"	9-44264	3"	Extension Bar	3/8"
9-43372	6"	Spinner Handle	1/4"	9-44261	6"	Extension Bar	3/8"
9-42999	1/4"	Socket 6 Pt. Std. Inch	3/8"	9-44262	10"	Extension Bar	3/8"
9-43000	5/16"	Socket 6 Pt. Std. Inch	3/8"	9-4435	3/8"	Universal Joint	3/8"
9-43001	3/8"	Socket 6 Pt. Std. Inch	3/8"	9-44053	3/8"	Socket 6 Pt. Std. Inch	1/2"
9-43002	7/16"	Socket 6 Pt. Std. Inch	3/8"	9-44054	7/16"	Socket 6 Pt. Std. Inch	1/2"
9-43003	1/2"	Socket 6 Pt. Std. Inch	3/8"	9-44055	1/2"	Socket 6 Pt. Std. Inch	1/2"
9-43004	9/16"	Socket 6 Pt. Std. Inch	3/8"	9-44056	9/16"	Socket 6 Pt. Std. Inch	1/2"
9-43005	5/8"	Socket 6 Pt. Std. Inch	3/8"	9-44057	5/8"	Socket 6 Pt. Std. Inch	1/2"
9-43006	11/16"	Socket 6 Pt. Std. Inch	3/8"	9-44058	11/16"	Socket 6 Pt. Std. Inch	1/2"
9-43007	3/4"	Socket 6 Pt. Std. Inch	3/8"	9-44059	3/4"	Socket 6 Pt. Std. Inch	1/2"
9-43008	13/16"	Socket 6 Pt. Std. Inch	3/8"	9-44063	13/16"	Socket 6 Pt. Std. Inch	1/2"
9-43013	7/8"	Socket 6 Pt. Std. Inch	3/8"	9-44064	7/8"	Socket 6 Pt. Std. Inch	1/2"
9-43020	15/16"	Socket 6 Pt. Std. Inch	3/8"	9-44065	15/16"	Socket 6 Pt. Std. Inch	1/2"
9-43021	1"	Socket 6 Pt. Std. Inch	3/8"	9-44066	1"	Socket 6 Pt. Std. Inch	1/2"
9-43516	6mm	Socket 6 Pt. Std. Metric	3/8"	9-44251	9mm	Socket 6 Pt. Std. Metric	1/2"
9-43533	7mm	Socket 6 Pt. Std. Metric	3/8"	9-44252	10mm	Socket 6 Pt. Std. Metric	1/2"
9-43536	8mm	Socket 6 Pt. Std. Metric	3/8"	9-44253	11mm	Socket 6 Pt. Std. Metric	1/2"
9-43541	9mm	Socket 6 Pt. Std. Metric	3/8"	9-44254	12mm	Socket 6 Pt. Std. Metric	1/2"
9-43542	10mm	Socket 6 Pt. Std. Metric	3/8"	9-44255	13mm	Socket 6 Pt. Std. Metric	1/2"
9-43543	11mm	Socket 6 Pt. Std. Metric	3/8"	9-44256	14mm	Socket 6 Pt. Std. Metric	1/2"
9-43544	12mm	Socket 6 Pt. Std. Metric	3/8"	9-44257	15mm	Socket 6 Pt. Std. Metric	1/2"
9-43545	13mm	Socket 6 Pt. Std. Metric	3/8"	9-44258	17mm	Socket 6 Pt. Std. Metric	1/2"
9-43546	14mm	Socket 6 Pt. Std. Metric	3/8"	9-44259	19mm	Socket 6 Pt. Std. Metric	1/2"
9-43547	15mm	Socket 6 Pt. Std. Metric	3/8"	9-44265	22mm	Socket 6 Pt. Std. Metric	1/2"
9-43570	16mm	Socket 6 Pt. Std. Metric	3/8"	9-44221	7/16"	Socket 8 Pt. Std. Inch	1/2"
9-43548	17mm	Socket 6 Pt. Std. Metric	3/8"	9-44222	1/2"	Socket 8 Pt. Std. Inch	1/2"
9-43579	18mm	Socket 6 Pt. Std. Metric	3/8"	9-44223	9/16"	Socket 8 Pt. Std. Inch	1/2"
9-43549	19mm	Socket 6 Pt. Std. Metric	3/8"	9-44224	5/8"	Socket 8 Pt. Std. Inch	1/2"
9-43580	20mm	Socket 6 Pt. Std. Metric	3/8"	9-44225	11/16"	Socket 8 Pt. Std. Inch	1/2"
9-43584	21mm	Socket 6 Pt. Std. Metric	3/8"	9-44226	3/4"	Socket 8 Pt. Std. Inch	1/2"
9-43585	22mm	Socket 6 Pt. Std. Metric	3/8"	9-47501	7/16"	Socket 12 Pt. Std. Inch	1/2"
9-44341	1/4"	Socket 8 Pt. Std. Inch	3/8"	9-47502	1/2"	Socket 12 Pt. Std. Inch	1/2"
9-44342	5/16"	Socket 8 Pt. Std. Inch	3/8"	9-47503	9/16"	Socket 12 Pt. Std. Inch	1/2"
9-44343	3/8"	Socket 8 Pt. Std. Inch	3/8"	9-47505	5/8"	Socket 12 Pt. Std. Inch	1/2"
9-44344	7/16"	Socket 8 Pt. Std. Inch	3/8"	9-47506	21/32"	Socket 12 Pt. Std. Inch	1/2"
9-44345	1/2"	Socket 8 Pt. Std. Inch	3/8"	9-47507	11/16"	Socket 12 Pt. Std. Inch	1/2"
9-44351	1/4"	Socket 12 Pt. Std. Inch	3/8"	9-47508	3/4"	Socket 12 Pt. Std. Inch	1/2"
9-44329	5/16"	Socket 12 Pt. Std. Inch	3/8"	9-47511	13/16"	Socket 12 Pt. Std. Inch	1/2"
9-44331	3/8"	Socket 12 Pt. Std. Inch	3/8"	9-47512	7/8"	Socket 12 Pt. Std. Inch	1/2"
9-44332	7/16"	Socket 12 Pt. Std. Inch	3/8"	9-47513	15/16"	Socket 12 Pt. Std. Inch	1/2"
9-44333	1/2"	Socket 12 Pt. Std. Inch	3/8"	9-47514	1"	Socket 12 Pt. Std. Inch	1/2"
9-44334	9/16"	Socket 12 Pt. Std. Inch	3/8"	9-47515	1-1/16"	Socket 12 Pt. Std. Inch	1/2"
9-44335	5/8"	Socket 12 Pt. Std. Inch	3/8"	9-47516	1 1/8"	Socket 12 Pt. Std. Inch	1/2"
9-44336	11/16"	Socket 12 Pt. Std. Inch	3/8"	9-44231	9mm	Socket 12 Pt. Std. Metric	1/2"
9-44337	3/4"	Socket 12 Pt. Std. Inch	3/8"	9-44232	10mm	Socket 12 Pt. Std. Metric	1/2"
9-44338	13/16"	Socket 12 Pt. Std. Inch	3/8"	9-44229	11mm	Socket 12 Pt. Std. Metric	1/2"
9-44339	7/8"	Socket 12 Pt. Std. Inch	3/8"	9-44233	12mm	Socket 12 Pt. Std. Metric	1/2"
9-44301	9mm	Socket 12 Pt. Std. Metric	3/8"	9-44234	13mm	Socket 12 Pt. Std. Metric	1/2"
9-44302	10mm	Socket 12 Pt. Std. Metric	3/8"	9-44235	14mm	Socket 12 Pt. Std. Metric	1/2"
9-44309	11mm	Socket 12 Pt. Std. Metric	3/8"	9-44236	15mm	Socket 12 Pt. Std. Metric	1/2"
9-44303	12mm	Socket 12 Pt. Std. Metric	3/8"	9-44266	16mm	Socket 12 Pt. Std. Metric	1/2"
9-44304	13mm	Socket 12 Pt. Std. Metric	3/8"	9-44237	17mm	Socket 12 Pt. Std. Metric	1/2"
9-44305	14mm	Socket 12 Pt. Std. Metric	3/8"	9-44267	18mm	Socket 12 Pt. Std. Metric	1/2"
9-44306	15mm	Socket 12 Pt. Std. Metric	3/8"	9-44238	19mm	Socket 12 Pt. Std. Metric	1/2"
9-44311	16mm	Socket 12 Pt. Std. Metric	3/8"	9-44249	21mm	Socket 12 Pt. Std. Metric	1/2"
9-44307	17mm	Socket 12 Pt. Std. Metric	3/8"	9-44239	22mm	Socket 12 Pt. Std. Metric	1/2"
9-44312	18mm	Socket 12 Pt. Std. Metric	3/8"	9-44242	24mm	Socket 12 Pt. Std. Metric	1/2"
9-44308	19mm	Socket 12 Pt. Std. Metric	3/8"	9-44444	14mm	Socket 12 Pt. Deep Metric	1/2"
9-44314	21mm	Socket 12 Pt. Std. Metric	3/8"	9-44442	15mm	Socket 12 Pt. Deep Metric	1/2"
9-43333	3/8"	Socket 6 Pt. Deep Inch	3/8"	9-44443	16mm	Socket 12 Pt. Deep Metric	1/2"
9-43331	7/16"	Socket 6 Pt. Deep Inch	3/8"	9-44445	17mm	Socket 12 Pt. Deep Metric	1/2"
9-43332	1/2"	Socket 6 Pt. Deep Inch	3/8"	9-44459	18mm	Socket 12 Pt. Deep Metric	1/2"
9-43334	9/16"	Socket 6 Pt. Deep Inch	3/8"	9-44446	19mm	Socket 12 Pt. Deep Metric	1/2"
9-43335	5/8"	Socket 6 Pt. Deep Inch	3/8"	9-44447	21mm	Socket 12 Pt. Deep Metric	1/2"
9-43336	11/16"	Socket 6 Pt. Deep Inch	3/8"	9-44448	22mm	Socket 12 Pt. Deep Metric	1/2"
9-43337	3/4"	Socket 6 Pt. Deep Inch	3/8"	9-44449	27mm	Socket 12 Pt. Deep Metric	1/2"
9-43338	13/16"	Socket 6 Pt. Deep Inch	3/8"	9-44809	1/2"	QR Ratchet	1/2"
9-43339	7/8"	Socket 6 Pt. Deep Inch	3/8"	9-44133	3"	Extension Bar	1/2"
9-43328	15/16"	Socket 6 Pt. Deep Inch	3/8"	9-44131	6"	Extension Bar	1/2"
9-43329	1"	Socket 6 Pt. Deep Inch	3/8"	9-44699	1/4"	Combination Wrench Inch	
9-44425	9mm	Socket 6 Pt. Deep Metric	3/8"	9-44691	5/16"	Combination Wrench Inch	
9-44426	10mm	Socket 6 Pt. Deep Metric	3/8"	9-44692	11/32"	Combination Wrench Inch	
9-44427	11mm	Socket 6 Pt. Deep Metric	3/8"	9-44693	3/8"	Combination Wrench Inch	
9-44428	12mm	Socket 6 Pt. Deep Metric	3/8"	9-44694	7/16"	Combination Wrench Inch	
9-44429	13mm	Socket 6 Pt. Deep Metric	3/8"	9-44695	1/2"	Combination Wrench Inch	

338 Pc. Mechanic's Tool Set – continued

Part #	Size	Description	Drive	Part #	Size	Description	Drive
9-44696	9/16"	Combination Wrench Inch		9-42339	10 Pc.	Combination Ignition Wrench Set Metric	
9-44697	5/8"	Combination Wrench Inch		9-4306	8 Pc.	Open End Ignition Wrench Set Inch	
9-44698	11/16"	Combination Wrench Inch		9-4308	8 Pc.	Open End Ignition Wrench Set Metric	
9-44701	3/4"	Combination Wrench Inch		9-41971	1/4"	Nut Driver Inch	
9-44702	13/16"	Combination Wrench Inch		9-41972	5/16"	Nut Driver Inch	
9-44703	7/8"	Combination Wrench Inch		9-41974	3/8"	Nut Driver Inch	
9-44704	15/16"	Combination Wrench Inch		9-41975	7/16"	Nut Driver Inch	
9-42909	6mm	Combination Wrench Metric		9-41976	1/2"	Nut Driver Inch	
9-42911	7mm	Combination Wrench Metric		9-41981	5mm	Nut Driver Metric	
9-42912	8mm	Combination Wrench Metric		9-41982	6mm	Nut Driver Metric	
9-42913	9mm	Combination Wrench Metric		9-41983	7mm	Nut Driver Metric	
9-42914	10mm	Combination Wrench Metric		9-41984	8mm	Nut Driver Metric	
9-42915	11mm	Combination Wrench Metric		9-41986	10mm	Nut Driver Metric	
9-42916	12mm	Combination Wrench Metric		9-41294	#1 x 3"	Phillips Screwdriver	
9-42917	13mm	Combination Wrench Metric		9-41295	#2 x 4"	Phillips Screwdriver	
9-42918	14mm	Combination Wrench Metric		9-41297	#3 x 4"	Phillips Screwdriver	
9-42919	15mm	Combination Wrench Metric		9-41581	3/16" x 4"	Slotted Screwdriver	
9-42924	16mm	Combination Wrench Metric		9-41584	1/4" x 6"	Slotted Screwdriver	
9-42929	17mm	Combination Wrench Metric		9-41589	1/8" x 4"	Slotted Screwdriver	
9-42925	18mm	Combination Wrench Metric		9-46696	20 Pc.	Hex Key Set Inch	
9-42319	10 Pc.	Combination Ignition Wrench Set Inch		9-46677	20 Pc.	Hex Key Set Metric	

9-34179 215 Pc. Mechanic's Tool Set

Part #	Size	Description	Drive	Part #	Size	Description	Drive
9-43481	5/32"	Socket 6 Pt. Std Inch	1/4"	9-43542	10mm	Socket 6 Pt. Std Metric	3/8"
9-43491	3/16"	Socket 6 Pt. Std Inch	1/4"	9-43543	11mm	Socket 6 Pt. Std Metric	3/8"
9-43492	7/32"	Socket 6 Pt. Std Inch	1/4"	9-43544	12mm	Socket 6 Pt. Std Metric	3/8"
9-43493	1/4"	Socket 6 Pt. Std Inch	1/4"	9-43545	13mm	Socket 6 Pt. Std Metric	3/8"
9-43494	9/32"	Socket 6 Pt. Std Inch	1/4"	9-43546	14mm	Socket 6 Pt. Std Metric	3/8"
9-43495	5/16"	Socket 6 Pt. Std Inch	1/4"	9-43547	15mm	Socket 6 Pt. Std Metric	3/8"
9-43496	11/32"	Socket 6 Pt. Std Inch	1/4"	9-43548	17mm	Socket 6 Pt. Std Metric	3/8"
9-43497	3/8"	Socket 6 Pt. Std Inch	1/4"	9-43579	18mm	Socket 6 Pt. Std Metric	3/8"
9-43498	7/16"	Socket 6 Pt. Std Inch	1/4"	9-43549	19mm	Socket 6 Pt. Std Metric	3/8"
9-43499	1/2"	Socket 6 Pt. Std Inch	1/4"	9-43333	3/8"	Socket 6 Pt. Deep Inch	3/8"
9-43480	9/16"	Socket 6 Pt. Std Inch	1/4"	9-43331	7/16"	Socket 6 Pt. Deep Inch	3/8"
9-43505	4mm	Socket 6 Pt. Std Metric	1/4"	9-43332	1/2"	Socket 6 Pt. Deep Inch	3/8"
9-43501	5mm	Socket 6 Pt. Std Metric	1/4"	9-43334	9/16"	Socket 6 Pt. Deep Inch	3/8"
9-43502	6mm	Socket 6 Pt. Std Metric	1/4"	9-43335	5/8"	Socket 6 Pt. Deep Inch	3/8"
9-43503	7mm	Socket 6 Pt. Std Metric	1/4"	9-43336	11/16"	Socket 6 Pt. Deep Inch	3/8"
9-43504	8mm	Socket 6 Pt. Std Metric	1/4"	9-43337	3/4"	Socket 6 Pt. Deep Inch	3/8"
9-43507	9mm	Socket 6 Pt. Std Metric	1/4"	9-44425	9mm	Socket 6 Pt. Deep Metric	3/8"
9-43508	10mm	Socket 6 Pt. Std Metric	1/4"	9-44426	10mm	Socket 6 Pt. Deep Metric	3/8"
9-43509	11mm	Socket 6 Pt. Std Metric	1/4"	9-44427	11mm	Socket 6 Pt. Deep Metric	3/8"
9-43513	12mm	Socket 6 Pt. Std Metric	1/4"	9-44428	12mm	Socket 6 Pt. Deep Metric	3/8"
9-43514	13mm	Socket 6 Pt. Std Metric	1/4"	9-44429	13mm	Socket 6 Pt. Deep Metric	3/8"
9-43512	14mm	Socket 6 Pt. Std Metric	1/4"	9-44431	14mm	Socket 6 Pt. Deep Metric	3/8"
9-43571	3/16"	Socket 6 Pt. Deep Inch	1/4"	9-44432	15mm	Socket 6 Pt. Deep Metric	3/8"
9-43572	7/32"	Socket 6 Pt. Deep Inch	1/4"	9-44433	16mm	Socket 6 Pt. Deep Metric	3/8"
9-43573	1/4"	Socket 6 Pt. Deep Inch	1/4"	9-44434	17mm	Socket 6 Pt. Deep Metric	3/8"
9-43574	9/32"	Socket 6 Pt. Deep Inch	1/4"	9-44435	18mm	Socket 6 Pt. Deep Metric	3/8"
9-43575	5/16"	Socket 6 Pt. Deep Inch	1/4"	9-44436	19mm	Socket 6 Pt. Deep Metric	3/8"
9-43576	11/32"	Socket 6 Pt. Deep Inch	1/4"	9-44813	3/8"	Full Polish Ratchet	3/8"
9-43577	3/8"	Socket 6 Pt. Deep Inch	1/4"	9-44356	3"	QR Extension Bar	3/8"
9-43578	7/16"	Socket 6 Pt. Deep Inch	1/4"	9-44357	6"	QR Extension Bar	3/8"
9-43589	1/2"	Socket 6 Pt. Deep Inch	1/4"	9-44358	10"	QR Extension Bar	3/8"
9-43587	9/16"	Socket 6 Pt. Deep Inch	1/4"	9-43324	5/8"	Spark Plug Socket	3/8"
9-44401	4mm	Socket 6 Pt. Deep Metric	1/4"	9-43325	13/16"	Spark Plug Socket	3/8"
9-44402	5mm	Socket 6 Pt. Deep Metric	1/4"	9-44054	7/16"	Socket 6 Pt. Std Inch	1/2"
9-44403	6mm	Socket 6 Pt. Deep Metric	1/4"	9-44055	1/2"	Socket 6 Pt. Std Inch	1/2"
9-44404	7mm	Socket 6 Pt. Deep Metric	1/4"	9-44056	9/16"	Socket 6 Pt. Std Inch	1/2"
9-44405	8mm	Socket 6 Pt. Deep Metric	1/4"	9-44057	5/8"	Socket 6 Pt. Std Inch	1/2"
9-44406	9mm	Socket 6 Pt. Deep Metric	1/4"	9-44058	11/16"	Socket 6 Pt. Std Inch	1/2"
9-44407	10mm	Socket 6 Pt. Deep Metric	1/4"	9-44059	3/4"	Socket 6 Pt. Std Inch	1/2"
9-44408	11mm	Socket 6 Pt. Deep Metric	1/4"	9-44063	13/16"	Socket 6 Pt. Std Inch	1/2"
9-44409	12mm	Socket 6 Pt. Deep Metric	1/4"	9-44064	7/8"	Socket 6 Pt. Std Inch	1/2"
9-44411	13mm	Socket 6 Pt. Deep Metric	1/4"	9-44065	15/16"	Socket 6 Pt. Std Inch	1/2"
9-44412	14mm	Socket 6 Pt. Deep Metric	1/4"	9-44066	1"	Socket 6 Pt. Std Inch	1/2"
9-44812	1/4"	Full Polish Ratchet	1/4"	9-44251	9mm	Socket 6 Pt. Std Metric	1/2"
9-43538	1-1/2"	Extension Bar	1/4"	9-44252	10mm	Socket 6 Pt. Std Metric	1/2"
9-43539	3"	Extension Bar	1/4"	9-44253	11mm	Socket 6 Pt. Std Metric	1/2"
9-43531	6"	Extension Bar	1/4"	9-44254	12mm	Socket 6 Pt. Std Metric	1/2"
9-42999	1/4"	Socket 6 Pt. Std Inch	3/8"	9-44255	13mm	Socket 6 Pt. Std Metric	1/2"
9-43000	5/16"	Socket 6 Pt. Std Inch	3/8"	9-44256	14mm	Socket 6 Pt. Std Metric	1/2"
9-43001	3/8"	Socket 6 Pt. Std Inch	3/8"	9-44257	15mm	Socket 6 Pt. Std Metric	1/2"
9-43002	7/16"	Socket 6 Pt. Std Inch	3/8"	9-44258	17mm	Socket 6 Pt. Std Metric	1/2"
9-43003	1/2"	Socket 6 Pt. Std Inch	3/8"	9-44228	18mm	Socket 6 Pt. Std Metric	1/2"
9-43004	9/16"	Socket 6 Pt. Std Inch	3/8"	9-44259	19mm	Socket 6 Pt. Std Metric	1/2"
9-43005	5/8"	Socket 6 Pt. Std Inch	3/8"	9-47584	5/8"	Socket 6 Pt. Deep Inch	1/2"
9-43006	11/16"	Socket 6 Pt. Std Inch	3/8"	9-47585	11/16"	Socket 6 Pt. Deep Inch	1/2"
9-43007	3/4"	Socket 6 Pt. Std Inch	3/8"	9-47586	3/4"	Socket 6 Pt. Deep Inch	1/2"
9-43008	13/16"	Socket 6 Pt. Std Inch	3/8"	9-47587	13/16"	Socket 6 Pt. Deep Inch	1/2"
9-43013	7/8"	Socket 6 Pt. Std Inch	3/8"	9-47588	7/8"	Socket 6 Pt. Deep Inch	1/2"
9-43516	6mm	Socket 6 Pt. Std Metric	3/8"	9-47589	15/16"	Socket 6 Pt. Deep Inch	1/2"
9-43533	7mm	Socket 6 Pt. Std Metric	3/8"	9-47591	1"	Socket 6 Pt. Deep Inch	1/2"
9-43536	8mm	Socket 6 Pt. Std Metric	3/8"	9-44814	1/2"	Full Polish Ratchet	1/2"
9-43541	9mm	Socket 6 Pt. Std Metric	3/8"	9-44133	3"	Extension Bar	1/2"

Set Contents

215 Pc. Mechanic's Tool Set – continued

Part #	Size	Description	Drive	Part #	Size	Description	Drive
9-44131	6"	Extension Bar	1/2"	9-42870	13mm	Combination 6 Pt. Wrench Metric	
9-44381	1/4"	Combination 6 Pt. Wrench Inch		9-42871	14mm	Combination 6 Pt. Wrench Metric	
9-44382	5/16"	Combination 6 Pt. Wrench Inch		9-42872	15mm	Combination 6 Pt. Wrench Metric	
9-44399	11/32"	Combination 6 Pt. Wrench Inch		9-42319	10 Pc.	Combination Ignition Wrench Set Inch	
9-44383	3/8"	Combination 6 Pt. Wrench Inch		9-42339	10 Pc.	Combination Ignition Wrench Set Metric	
9-44384	7/16"	Combination 6 Pt. Wrench Inch		9-46696	20 Pc.	Hex Key Set Inch	
9-44385	1/2"	Combination 6 Pt. Wrench Inch		9-46677	20 Pc.	Hex Key Set Metric	
9-44386	9/16"	Combination 6 Pt. Wrench Inch		9-47184	#1 x 4"	Pro Screwdriver Phillips	
9-44387	5/8"	Combination 6 Pt. Wrench Inch		9-47186	#2 x 4"	Pro Screwdriver Phillips	
9-44388	11/16"	Combination 6 Pt. Wrench Inch		9-47185	#2 x 2-1/4"	Pro Screwdriver Phillips	
9-44389	3/4"	Combination 6 Pt. Wrench Inch		9-47191	3/16" x 6"	Pro Screwdriver Slotted	
9-42863	6mm	Combination 6 Pt. Wrench Metric		9-47193	1/4" x 2-1/4"	Pro Screwdriver Slotted	
9-42864	7mm	Combination 6 Pt. Wrench Metric		9-47196	1/4" x 8"	Pro Screwdriver Slotted	
9-42865	8mm	Combination 6 Pt. Wrench Metric		9-47197	5/16" x 6"	Pro Screwdriver Slotted	
9-42866	9mm	Combination 6 Pt. Wrench Metric		9-47180	T-10	Pro Screwdriver Torx	
9-42867	10mm	Combination 6 Pt. Wrench Metric		9-47181	T-15	Pro Screwdriver Torx	
9-42868	11mm	Combination 6 Pt. Wrench Metric		9-47182	T-20	Pro Screwdriver Torx	
9-42869	12mm	Combination 6 Pt. Wrench Metric					

9-34245 245 Pc. Mechanic's Tool Chest in 3-Drawer Set

Part #	Size	Description	Drive	Part #	Size	Description	Drive
9-45801	5/32"	Laser Socket 6 Pt. Std Inch	1/4"	9-45848	7 MM	Laser Socket 6 Pt. Std Metric	3/8"
9-45802	3/16"	Laser Socket 6 Pt. Std Inch	1/4"	9-45849	8 MM	Laser Socket 6 Pt. Std Metric	3/8"
9-34591	7/32"	Laser Socket 6 Pt. Std Inch	1/4"	9-45851	9 MM	Laser Socket 6 Pt. Std Metric	3/8"
9-34592	1/4"	Laser Socket 6 Pt. Std Inch	1/4"	9-45852	10 MM	Laser Socket 6 Pt. Std Metric	3/8"
9-34593	9/32"	Laser Socket 6 Pt. Std Inch	1/4"	9-45853	11 MM	Laser Socket 6 Pt. Std Metric	3/8"
9-34594	5/16"	Laser Socket 6 Pt. Std Inch	1/4"	9-45854	12 MM	Laser Socket 6 Pt. Std Metric	3/8"
9-34595	11/32"	Laser Socket 6 Pt. Std Inch	1/4"	9-45855	13 MM	Laser Socket 6 Pt. Std Metric	3/8"
9-34596	3/8"	Laser Socket 6 Pt. Std Inch	1/4"	9-45856	14 MM	Laser Socket 6 Pt. Std Metric	3/8"
9-34597	7/16"	Laser Socket 6 Pt. Std Inch	1/4"	9-45857	15 MM	Laser Socket 6 Pt. Std Metric	3/8"
9-34598	1/2"	Laser Socket 6 Pt. Std Inch	1/4"	9-45858	16 MM	Laser Socket 6 Pt. Std Metric	3/8"
9-34599	9/16"	Laser Socket 6 Pt. Std Inch	1/4"	9-45859	17 MM	Laser Socket 6 Pt. Std Metric	3/8"
9-45907	4 MM	Laser Socket 6 Pt. Std Metric	1/4"	9-45790	1/4"	Laser Socket 8 Pt. Std Inch	3/8"
9-45908	5 MM	Laser Socket 6 Pt. Std Metric	1/4"	9-45791	5/16"	Laser Socket 8 Pt. Std Inch	3/8"
9-34601	5.5 MM	Laser Socket 6 Pt. Std Metric	1/4"	9-45792	3/8"	Laser Socket 8 Pt. Std Inch	3/8"
9-34602	6 MM	Laser Socket 6 Pt. Std Metric	1/4"	9-45793	7/16"	Laser Socket 8 Pt. Std Inch	3/8"
9-34603	7 MM	Laser Socket 6 Pt. Std Metric	1/4"	9-45794	1/2"	Laser Socket 8 Pt. Std Inch	3/8"
9-34604	8 MM	Laser Socket 6 Pt. Std Metric	1/4"	9-34631	1/4"	Laser Socket 12 Pt. Std Inch	3/8"
9-34605	9 MM	Laser Socket 6 Pt. Std Metric	1/4"	9-45901	5/16"	Laser Socket 12 Pt. Std Inch	3/8"
9-34606	10 MM	Laser Socket 6 Pt. Std Metric	1/4"	9-34632	3/8"	Laser Socket 12 Pt. Std Inch	3/8"
9-34607	11 MM	Laser Socket 6 Pt. Std Metric	1/4"	9-34633	7/16"	Laser Socket 12 Pt. Std Inch	3/8"
9-34608	12 MM	Laser Socket 6 Pt. Std Metric	1/4"	9-34634	1/2"	Laser Socket 12 Pt. Std Inch	3/8"
9-34609	13 MM	Laser Socket 6 Pt. Std Metric	1/4"	9-34635	9/16"	Laser Socket 12 Pt. Std Inch	3/8"
9-34611	14 MM	Laser Socket 6 Pt. Std Metric	1/4"	9-34636	5/8"	Laser Socket 12 Pt. Std Inch	3/8"
9-45803	3/16"	Laser Socket 12 Pt. Std Inch	1/4"	9-34637	11/16"	Laser Socket 12 Pt. Std Inch	3/8"
9-45804	7/32"	Laser Socket 12 Pt. Std Inch	1/4"	9-34638	3/4"	Laser Socket 12 Pt. Std Inch	3/8"
9-45806	1/4"	Laser Socket 12 Pt. Std Inch	1/4"	9-45902	13/16	Laser Socket 12 Pt. Std Inch	3/8"
9-45807	9/32"	Laser Socket 12 Pt. Std Inch	1/4"	9-45903	7/8"	Laser Socket 12 Pt. Std Inch	3/8"
9-45808	5/16"	Laser Socket 12 Pt. Std Inch	1/4"	9-34639	9 MM	Laser Socket 12 Pt. Std Metric	3/8"
9-45809	11/32"	Laser Socket 12 Pt. Std Inch	1/4"	9-34641	10 MM	Laser Socket 12 Pt. Std Metric	3/8"
9-45811	3/8"	Laser Socket 12 Pt. Std Inch	1/4"	9-34642	11 MM	Laser Socket 12 Pt. Std Metric	3/8"
9-45812	7/16"	Laser Socket 12 Pt. Std Inch	1/4"	9-34643	12 MM	Laser Socket 12 Pt. Std Metric	3/8"
9-45813	1/2"	Laser Socket 12 Pt. Std Inch	1/4"	9-34644	13 MM	Laser Socket 12 Pt. Std Metric	3/8"
9-45810	9/16"	Laser Socket 12 Pt. Std Inch	1/4"	9-34645	14 MM	Laser Socket 12 Pt. Std Metric	3/8"
9-45814	3/16"	Laser Socket 6 Pt. Deep Inch	1/4"	9-34646	15 MM	Laser Socket 12 Pt. Std Metric	3/8"
9-45815	7/32"	Laser Socket 6 Pt. Deep Inch	1/4"	9-34647	16 MM	Laser Socket 12 Pt. Std Metric	3/8"
9-34612	1/4"	Laser Socket 6 Pt. Deep Inch	1/4"	9-34648	17 MM	Laser Socket 12 Pt. Std Metric	3/8"
9-34613	9/32"	Laser Socket 6 Pt. Deep Inch	1/4"	9-34649	18 MM	Laser Socket 12 Pt. Std Metric	3/8"
9-34614	5/16"	Laser Socket 6 Pt. Deep Inch	1/4"	9-34651	19 MM	Laser Socket 12 Pt. Std Metric	3/8"
9-45816	11/32"	Laser Socket 6 Pt. Deep Inch	1/4"	9-45921	21MM	Laser Socket 12 Pt. Std Metric	3/8"
9-34615	3/8"	Laser Socket 6 Pt. Deep Inch	1/4"	9-45835	3/8"	Laser Socket 6 Pt. Deep Std	3/8"
9-34616	7/16"	Laser Socket 6 Pt. Deep Inch	1/4"	9-45836	7/16"	Laser Socket 6 Pt. Deep Std	3/8"
9-45817	1/2"	Laser Socket 6 Pt. Deep Inch	1/4"	9-45837	1/2"	Laser Socket 6 Pt. Deep Std	3/8"
9-45818	9/16"	Laser Socket 6 Pt. Deep Inch	1/4"	9-45838	9/16"	Laser Socket 6 Pt. Deep Std	3/8"
9-45909	4 MM	Laser Socket 6 Pt. Deep Metric	1/4"	9-45839	5/8"	Laser Socket 6 Pt. Deep Std	3/8"
9-45911	5 MM	Laser Socket 6 Pt. Deep Metric	1/4"	9-45841	11/16"	Laser Socket 6 Pt. Deep Std	3/8"
9-45912	6 MM	Laser Socket 6 Pt. Deep Metric	1/4"	9-45842	3/4"	Laser Socket 6 Pt. Deep Std	3/8"
9-34621	7 MM	Laser Socket 6 Pt. Deep Metric	1/4"	9-45865	9 MM	Laser Socket 6 Pt. Deep Metric	3/8"
9-34622	8 MM	Laser Socket 6 Pt. Deep Metric	1/4"	9-45866	10 MM	Laser Socket 6 Pt. Deep Metric	3/8"
9-34623	9 MM	Laser Socket 6 Pt. Deep Metric	1/4"	9-45868	12 MM	Laser Socket 6 Pt. Deep Metric	3/8"
9-34624	10 MM	Laser Socket 6 Pt. Deep Metric	1/4"	9-45869	13 MM	Laser Socket 6 Pt. Deep Metric	3/8"
9-34625	11 MM	Laser Socket 6 Pt. Deep Metric	1/4"	9-45871	14 MM	Laser Socket 6 Pt. Deep Metric	3/8"
9-45913	12 MM	Laser Socket 6 Pt. Deep Metric	1/4"	9-45872	15 MM	Laser Socket 6 Pt. Deep Metric	3/8"
9-45914	13 MM	Laser Socket 6 Pt. Deep Metric	1/4"	9-45874	17 MM	Laser Socket 6 Pt. Deep Metric	3/8"
9-45915	14 MM	Laser Socket 6 Pt. Deep Metric	1/4"	9-44808	3/8"	Quick Release Ratchet Long	3/8"
9-44807	1/4"	Quick Release Ratchet	1/4"	9-44264	3"	Extension Bar	3/8"
9-43539	3"	Extension Bar	1/4"	9-34671	5/8"	Laser Spark Plug Socket	3/8"
9-45821	1/4"	Laser Socket 6 Pt. Std Inch	3/8"	9-45883	3/8"	Laser Socket 6 Pt. Std Inch	1/2"
9-45822	5/16"	Laser Socket 6 Pt. Std Inch	3/8"	9-45884	7/16"	Laser Socket 6 Pt. Std Inch	1/2"
9-45823	3/8"	Laser Socket 6 Pt. Std Inch	3/8"	9-45885	1/2"	Laser Socket 6 Pt. Std Inch	1/2"
9-45824	7/16"	Laser Socket 6 Pt. Std Inch	3/8"	9-45886	9/16"	Laser Socket 6 Pt. Std Inch	1/2"
9-45825	1/2"	Laser Socket 6 Pt. Std Inch	3/8"	9-45887	5/8"	Laser Socket 6 Pt. Std Inch	1/2"
9-45826	9/16"	Laser Socket 6 Pt. Std Inch	3/8"	9-45888	11/16"	Laser Socket 6 Pt. Std Inch	1/2"
9-45827	5/8"	Laser Socket 6 Pt. Std Inch	3/8"	9-45889	3/4"	Laser Socket 6 Pt. Std Inch	1/2"
9-45828	11/16"	Laser Socket 6 Pt. Std Inch	3/8"	9-45890	13/16"	Laser Socket 6 Pt. Std Inch	1/2"
9-45829	3/4"	Laser Socket 6 Pt. Std Inch	3/8"	9-45891	7/8"	Laser Socket 6 Pt. Std Inch	1/2"
9-45847	6 MM	Laser Socket 6 Pt. Std Metric	3/8"	9-45892	15/16	Laser Socket 6 Pt. Std Inch	1/2"

245 Pc. Laser Mechanic's Tool Set – continued

Part #	Size	Description	Drive	Part #	Size	Description	Drive
9-45893	9 MM	Laser Socket 6 Pt. Std Metric	1/2"	9-44697	5/8"	Combination Wrench Inch	
9-45894	10 MM	Laser Socket 6 Pt. Std Metric	1/2"	9-44698	11/16"	Combination Wrench Inch	
9-45895	11 MM	Laser Socket 6 Pt. Std Metric	1/2"	9-44701	3/4"	Combination Wrench Inch	
9-45896	12 MM	Laser Socket 6 Pt. Std Metric	1/2"	9-42911	7 MM	Combination Wrench Metric	
9-45897	13 MM	Laser Socket 6 Pt. Std Metric	1/2"	9-42912	8 MM	Combination Wrench Metric	
9-45898	14 MM	Laser Socket 6 Pt. Std Metric	1/2"	9-42913	9 MM	Combination Wrench Metric	
9-45928	15 MM	Laser Socket 6 Pt. Std Metric	1/2"	9-42914	10 MM	Combination Wrench Metric	
9-45929	17 MM	Laser Socket 6 Pt. Std Metric	1/2"	9-42915	11 MM	Combination Wrench Metric	
9-45930	18 MM	Laser Socket 6 Pt. Std Metric	1/2"	9-42916	12 MM	Combination Wrench Metric	
9-45931	19 MM	Laser Socket 6 Pt. Std Metric	1/2"	9-42917	13 MM	Combination Wrench Metric	
9-44809	1/2"	Quick Release Ratchet	1/2"	9-42918	14 MM	Combination Wrench Metric	
9-44133	3"	Extension Bar	1/2"	9-42919	15 MM	Combination Wrench Metric	
9-44699	1/4"	Combination Wrench Inch		9-42319	10 Pc.	Combination Ignition Wrench Set Inch	
9-44691	5/16"	Combination Wrench Inch		9-42339	10 Pc.	Combination Ignition Wrench Set Metric	
9-44693	3/8"	Combination Wrench Inch		9-43373		Magnetic Handle	
9-44694	7/16"	Combination Wrench Inch				Screwdriver Bit Set	
9-44695	1/2"	Combination Wrench Inch				Nutdriver Bit Set	
9-44696	9/16"	Combination Wrench Inch		9-46696	20 Pc.	Standard Short and Long Arm Hex Key Set	
				9-46677	20 Pc.	Metric Short and Long Arm Hex Key Set	

9-34290 290 Pc. Laser Mechanic's Tool Set

Part #	Size	Description	Drive	Part #	Size	Description	Drive
9-45801	5/32"	Laser Socket 6 Pt. Std Inch	1/4"	9-45828	11/16"	Laser Socket 6 Pt. Std Inch	3/8"
9-45802	3/16"	Laser Socket 6 Pt. Std Inch	1/4"	9-45829	3/4"	Laser Socket 6 Pt. Std Inch	3/8"
9-34591	7/32"	Laser Socket 6 Pt. Std Inch	1/4"	9-45831	13/16"	Laser Socket 6 Pt. Std Inch	3/8"
9-34592	1/4"	Laser Socket 6 Pt. Std Inch	1/4"	9-45832	7/8"	Laser Socket 6 Pt. Std Inch	3/8"
9-34593	9/32"	Laser Socket 6 Pt. Std Inch	1/4"	9-45833	15/16"	Laser Socket 6 Pt. Std Inch	3/8"
9-34594	5/16"	Laser Socket 6 Pt. Std Inch	1/4"	9-45834	1"	Laser Socket 6 Pt. Std Inch	3/8"
9-34595	11/32"	Laser Socket 6 Pt. Std Inch	1/4"	9-45847	6mm	Laser Socket 6 Pt. Std Metric	3/8"
9-34596	3/8"	Laser Socket 6 Pt. Std Inch	1/4"	9-45848	7mm	Laser Socket 6 Pt. Std Metric	3/8"
9-34597	7/16"	Laser Socket 6 Pt. Std Inch	1/4"	9-45849	8mm	Laser Socket 6 Pt. Std Metric	3/8"
9-34598	1/2"	Laser Socket 6 Pt. Std Inch	1/4"	9-45851	9mm	Laser Socket 6 Pt. Std Metric	3/8"
9-34599	9/16"	Laser Socket 6 Pt. Std Inch	1/4"	9-45852	10mm	Laser Socket 6 Pt. Std Metric	3/8"
9-45907	4mm	Laser Socket 6 Pt. Std Metric	1/4"	9-45853	11mm	Laser Socket 6 Pt. Std Metric	3/8"
9-45908	5mm	Laser Socket 6 Pt. Std Metric	1/4"	9-45854	12mm	Laser Socket 6 Pt. Std Metric	3/8"
9-34601	5.5mm	Laser Socket 6 Pt. Std Metric	1/4"	9-45855	13mm	Laser Socket 6 Pt. Std Metric	3/8"
9-34602	6mm	Laser Socket 6 Pt. Std Metric	1/4"	9-45856	14mm	Laser Socket 6 Pt. Std Metric	3/8"
9-34603	7mm	Laser Socket 6 Pt. Std Metric	1/4"	9-45857	15mm	Laser Socket 6 Pt. Std Metric	3/8"
9-34604	8mm	Laser Socket 6 Pt. Std Metric	1/4"	9-45858	16mm	Laser Socket 6 Pt. Std Metric	3/8"
9-34605	9mm	Laser Socket 6 Pt. Std Metric	1/4"	9-45859	17mm	Laser Socket 6 Pt. Std Metric	3/8"
9-34606	10mm	Laser Socket 6 Pt. Std Metric	1/4"	9-45861	18mm	Laser Socket 6 Pt. Std Metric	3/8"
9-34607	11mm	Laser Socket 6 Pt. Std Metric	1/4"	9-45862	19mm	Laser Socket 6 Pt. Std Metric	3/8"
9-34608	12mm	Laser Socket 6 Pt. Std Metric	1/4"	9-45863	20mm	Laser Socket 6 Pt. Std Metric	3/8"
9-34609	13mm	Laser Socket 6 Pt. Std Metric	1/4"	9-45864	21mm	Laser Socket 6 Pt. Std Metric	3/8"
9-34611	14mm	Laser Socket 6 Pt. Std Metric	1/4"	9-45919	22mm	Laser Socket 6 Pt. Std Metric	3/8"
9-45803	3/16"	Laser Socket 12 Pt. Std Inch	1/4"	9-45790	1/4"	Laser Socket 8 Pt. Std Inch	3/8"
9-45804	7/32"	Laser Socket 12 Pt. Std Inch	1/4"	9-45791	5/16"	Laser Socket 8 Pt. Std Inch	3/8"
9-45806	1/4"	Laser Socket 12 Pt. Std Inch	1/4"	9-45792	3/8"	Laser Socket 8 Pt. Std Inch	3/8"
9-45807	9/32"	Laser Socket 12 Pt. Std Inch	1/4"	9-45793	7/16"	Laser Socket 8 Pt. Std Inch	3/8"
9-45808	5/16"	Laser Socket 12 Pt. Std Inch	1/4"	9-45794	1/2"	Laser Socket 8 Pt. Std Inch	3/8"
9-45809	11/32"	Laser Socket 12 Pt. Std Inch	1/4"	9-34639	9mm	Laser Socket 12 Pt. Std Metric	3/8"
9-45811	3/8"	Laser Socket 12 Pt. Std Inch	1/4"	9-34641	10mm	Laser Socket 12 Pt. Std Metric	3/8"
9-45812	7/16"	Laser Socket 12 Pt. Std Inch	1/4"	9-34642	11mm	Laser Socket 12 Pt. Std Metric	3/8"
9-45813	1/2"	Laser Socket 12 Pt. Std Inch	1/4"	9-34643	12mm	Laser Socket 12 Pt. Std Metric	3/8"
9-45810	9/16"	Laser Socket 12 Pt. Std Inch	1/4"	9-34644	13mm	Laser Socket 12 Pt. Std Metric	3/8"
9-45814	3/16"	Laser Socket 6 Pt. Deep Inch	1/4"	9-34645	14mm	Laser Socket 12 Pt. Std Metric	3/8"
9-45815	7/32"	Laser Socket 6 Pt. Deep Inch	1/4"	9-34646	15mm	Laser Socket 12 Pt. Std Metric	3/8"
9-34612	1/4"	Laser Socket 6 Pt. Deep Inch	1/4"	9-34647	16mm	Laser Socket 12 Pt. Std Metric	3/8"
9-34613	9/32"	Laser Socket 6 Pt. Deep Inch	1/4"	9-34648	17mm	Laser Socket 12 Pt. Std Metric	3/8"
9-34614	5/16"	Laser Socket 6 Pt. Deep Inch	1/4"	9-34649	18mm	Laser Socket 12 Pt. Std Metric	3/8"
9-45816	11/32"	Laser Socket 6 Pt. Deep Inch	1/4"	9-45835	3/8"	Laser Socket 6 Pt. Deep Inch	3/8"
9-34615	3/8"	Laser Socket 6 Pt. Deep Inch	1/4"	9-45836	7/16"	Laser Socket 6 Pt. Deep Inch	3/8"
9-34616	7/16"	Laser Socket 6 Pt. Deep Inch	1/4"	9-45837	1/2"	Laser Socket 6 Pt. Deep Inch	3/8"
9-45817	1/2"	Laser Socket 6 Pt. Deep Inch	1/4"	9-45838	9/16"	Laser Socket 6 Pt. Deep Inch	3/8"
9-45818	9/16"	Laser Socket 6 Pt. Deep Inch	1/4"	9-45839	5/8"	Laser Socket 6 Pt. Deep Inch	3/8"
9-45909	4mm	Laser Socket 6 Pt. Deep Metric	1/4"	9-45841	11/16"	Laser Socket 6 Pt. Deep Inch	3/8"
9-45911	5mm	Laser Socket 6 Pt. Deep Metric	1/4"	9-45842	3/4"	Laser Socket 6 Pt. Deep Inch	3/8"
9-45912	6mm	Laser Socket 6 Pt. Deep Metric	1/4"	9-45844	7/8"	Laser Socket 6 Pt. Deep Inch	3/8"
9-34621	7mm	Laser Socket 6 Pt. Deep Metric	1/4"	9-45865	9mm	Laser Socket 6 Pt. Deep Metric	3/8"
9-34622	8mm	Laser Socket 6 Pt. Deep Metric	1/4"	9-45866	10mm	Laser Socket 6 Pt. Deep Metric	3/8"
9-34623	9mm	Laser Socket 6 Pt. Deep Metric	1/4"	9-45867	11mm	Laser Socket 6 Pt. Deep Metric	3/8"
9-34624	10mm	Laser Socket 6 Pt. Deep Metric	1/4"	9-45868	12mm	Laser Socket 6 Pt. Deep Metric	3/8"
9-34625	11mm	Laser Socket 6 Pt. Deep Metric	1/4"	9-45869	13mm	Laser Socket 6 Pt. Deep Metric	3/8"
9-45913	12mm	Laser Socket 6 Pt. Deep Metric	1/4"	9-45871	14mm	Laser Socket 6 Pt. Deep Metric	3/8"
9-45914	13mm	Laser Socket 6 Pt. Deep Metric	1/4"	9-45872	15mm	Laser Socket 6 Pt. Deep Metric	3/8"
9-45915	14mm	Laser Socket 6 Pt. Deep Metric	1/4"	9-45873	16mm	Laser Socket 6 Pt. Deep Metric	3/8"
9-44994	1/4"	Professional Thin Profile Teardrop Ratchet	1/4"	9-45874	17mm	Laser Socket 6 Pt. Deep Metric	3/8"
9-43539	3"	Extension Bar	1/4"	9-45875	18mm	Laser Socket 6 Pt. Deep Metric	3/8"
9-4257	1/4"	1/4" to 3/8" Socket Adapter	1/4"	9-45876	19mm	Laser Socket 6 Pt. Deep Metric	3/8"
9-45821	1/4"	Laser Socket 6 Pt. Std Inch	3/8"	9-34671	5/8"	Laser Socket Spark Plug Inch	3/8"
9-45822	5/16"	Laser Socket 6 Pt. Std Inch	3/8"	9-50726	13/16"	Laser Socket Spark Plug Inch	3/8"
9-45823	3/8"	Laser Socket 6 Pt. Std Inch	3/8"	9-44995	3/8"	Professional Thin Profile Teardrop Ratchet	3/8"
9-45824	7/16"	Laser Socket 6 Pt. Std Inch	3/8"	9-44264	3"	Extension Bar	3/8"
9-45825	1/2"	Laser Socket 6 Pt. Std Inch	3/8"	9-44261	6"	Extension Bar	3/8"
9-45826	9/16"	Laser Socket 6 Pt. Std Inch	3/8"	9-4258		3/8" to 1/2" Socket Adapter	3/8"
9-45827	5/8"	Laser Socket 6 Pt. Std Inch	3/8"	9-34039	3/8"	Laser Socket 12 Pt. Std Inch	1/2"

Set Contents

290 Pc. Laser Mechanic's Tool Set – continued

Part #	Size	Description	Drive	Part #	Size	Description	Drive
9-34040	7/16"	Laser Socket 12 Pt. Std Inch	1/2"	9-44691	5/16"	Combination Wrench Inch	
9-34041	1/2"	Laser Socket 12 Pt. Std Inch	1/2"	9-44692	11/32"	Combination Wrench Inch	
9-34042	9/16"	Laser Socket 12 Pt. Std Inch	1/2"	9-44693	3/8"	Combination Wrench Inch	
9-34043	5/8"	Laser Socket 12 Pt. Std Inch	1/2"	9-44694	7/16"	Combination Wrench Inch	
9-34046	11/16"	Laser Socket 12 Pt. Std Inch	1/2"	9-44695	1/2"	Combination Wrench Inch	
9-34652	3/4"	Laser Socket 12 Pt. Std Inch	1/2"	9-44696	9-16"	Combination Wrench Inch	
9-34653	13/16"	Laser Socket 12 Pt. Std Inch	1/2"	9-44697	5/8"	Combination Wrench Inch	
9-34654	7/8"	Laser Socket 12 Pt. Std Inch	1/2"	9-44698	11/16"	Combination Wrench Inch	
9-34655	15/16"	Laser Socket 12 Pt. Std Inch	1/2"	9-44701	3/4"	Combination Wrench Inch	
9-34054	1"	Laser Socket 12 Pt. Std Inch	1/2"	9-44702	13/16"	Combination Wrench Inch	
9-34057	1 1/16"	Laser Socket 12 Pt. Std Inch	1/2"	9-44703	7/8"	Combination Wrench Inch	
9-34061	9mm	Laser Socket 12 Pt. Std Metric	1/2"	9-44704	15/16"	Combination Wrench Inch	
9-34062	10mm	Laser Socket 12 Pt. Std Metric	1/2"	9-42909	6mm	Combination Wrench Metric	
9-34063	11mm	Laser Socket 12 Pt. Std Metric	1/2"	9-42911	7mm	Combination Wrench Metric	
9-34064	12mm	Laser Socket 12 Pt. Std Metric	1/2"	9-42912	8mm	Combination Wrench Metric	
9-34065	13mm	Laser Socket 12 Pt. Std Metric	1/2"	9-42913	9mm	Combination Wrench Metric	
9-34066	14mm	Laser Socket 12 Pt. Std Metric	1/2"	9-42914	10mm	Combination Wrench Metric	
9-34067	15mm	Laser Socket 12 Pt. Std Metric	1/2"	9-42915	11mm	Combination Wrench Metric	
9-34068	16mm	Laser Socket 12 Pt. Std Metric	1/2"	9-42916	12mm	Combination Wrench Metric	
9-34661	17mm	Laser Socket 12 Pt. Std Metric	1/2"	9-42917	13mm	Combination Wrench Metric	
9-34662	18mm	Laser Socket 12 Pt. Std Metric	1/2"	9-42918	14mm	Combination Wrench Metric	
9-34663	19mm	Laser Socket 12 Pt. Std Metric	1/2"	9-42919	15mm	Combination Wrench Metric	
9-34073	20mm	Laser Socket 12 Pt. Std Metric	1/2"	9-42924	16mm	Combination Wrench Metric	
9-34664	21mm	Laser Socket 12 Pt. Std Metric	1/2"	9-42929	17mm	Combination Wrench Metric	
9-34075	22mm	Laser Socket 12 Pt. Std Metric	1/2"	9-42925	18mm	Combination Wrench Metric	
9-45933	5/8"	Laser Socket 6 Pt. Deep Inch	1/2"	9-42319	10 Pc.	Combination Ignition Wrench Set Inch	
9-45934	11/16"	Laser Socket 6 Pt. Deep Inch	1/2"	9-42339	10 Pc.	Combination Ignition Wrench Set Metric	
9-45935	3/4"	Laser Socket 6 Pt. Deep Inch	1/2"	9-41589	1/8"x4"	Slotted Screwdriver	
9-45936	13/16"	Laser Socket 6 Pt. Deep Inch	1/2"	9-41581	3/16"x4"	Slotted Screwdriver	
9-45937	7/8"	Laser Socket 6 Pt. Deep Inch	1/2"	9-41584	1/4"x6"	Slotted Screwdriver	
9-45938	13mm	Laser Socket 12 Pt. Deep Metric	1/2"	9-41293	#0x2 1/2"	Phillips Screwdriver	
9-45939	14mm	Laser Socket 12 Pt. Deep Metric	1/2"	9-41294	#1x3"	Phillips Screwdriver	
9-45940	15mm	Laser Socket 12 Pt. Deep Metric	1/2"	9-41295	#2x4"	Phillips Screwdriver	
9-45942	17mm	Laser Socket 12 Pt. Deep Metric	1/2"	9-46696	20 Pc.	Standard Short and Long Arm Hex Key Set	
9-45943	18mm	Laser Socket 12 Pt. Deep Metric	1/2"	9-46677	20 Pc.	20 Pc. Metric Short and Long Arm Hex Key Set	
9-44996	1/2"	Professional Thin Profile Teardrop Ratchet	1/2"	9-43373		1/4" Drive Magnetic Bit Handle	
9-44133	3"	Extension Bar	1/2"			Screwdriver Bit Set	
9-44699	1/4"	Combination Wrench Inch				Nutdriver Bit Set	

9-34954 180 Pc. 3/8" Drive Standard/Metric Socket Set

Part #	Size	Description	Drive	Part #	Size	Description	Drive
9-42999	1/4"	Socket 6 Pt. Std Inch	3/8"	9-44435	18 mm	Socket 6 Pt. Deep Metric	3/8"
9-43000	5/16"	Socket 6 Pt. Std Inch	3/8"	9-44436	18 mm	Socket 6 Pt. Deep Metric	3/8"
9-43001	3/8"	Socket 6 Pt. Std Inch	3/8"	9-44351	1/4"	Socket 12 Pt. Std Inch	3/8"
9-43002	7/16"	Socket 6 Pt. Std Inch	3/8"	9-44329	5/16"	Socket 12 Pt. Std Inch	3/8"
9-43003	1/2"	Socket 6 Pt. Std Inch	3/8"	9-44331	3/8"	Socket 12 Pt. Std Inch	3/8"
9-43004	9-16"	Socket 6 Pt. Std Inch	3/8"	9-44332	7/16"	Socket 12 Pt. Std Inch	3/8"
9-43005	5/8"	Socket 6 Pt. Std Inch	3/8"	9-44333	1/2"	Socket 12 Pt. Std Inch	3/8"
9-73006	11/16"	Socket 6 Pt. Std Inch	3/8"	9-44334	9/16"	Socket 12 Pt. Std Inch	3/8"
9-43007	3/4"	Socket 6 Pt. Std Inch	3/8"	9-44335	5/8"	Socket 12 Pt. Std Inch	3/8"
9-43008	13/16"	Socket 6 Pt. Std Inch	3/8"	9-44336	11/16"	Socket 12 Pt. Std Inch	3/8"
9-43013	7/8"	Socket 6 Pt. Std Inch	3/8"	9-44337	3/4"	Socket 12 Pt. Std Inch	3/8"
9-43020	15/16"	Socket 6 Pt. Std Inch	3/8"	9-44338	13/16"	Socket 12 Pt. Std Inch	3/8"
9-43021	1"	Socket 6 Pt. Std Inch	3/8"	9-44339	7/8"	Socket 12 Pt. Std Inch	3/8"
9-43516	6 mm	Socket 6 Pt. Std Metric	3/8"	9-44302	10 mm	Socket 12 Pt. Std Metric	3/8"
9-43533	7 mm	Socket 6 Pt. Std Metric	3/8"	9-44309	11 mm	Socket 12 Pt. Std Metric	3/8"
9-43536	8 mm	Socket 6 Pt. Std Metric	3/8"	9-44303	12 mm	Socket 12 Pt. Std Metric	3/8"
9-43541	9 mm	Socket 6 Pt. Std Metric	3/8"	9-44304	13 mm	Socket 12 Pt. Std Metric	3/8"
9-43542	10 mm	Socket 6 Pt. Std Metric	3/8"	9-44305	14 mm	Socket 12 Pt. Std Metric	3/8"
9-43543	11 mm	Socket 6 Pt. Std Metric	3/8"	9-44306	15 mm	Socket 12 Pt. Std Metric	3/8"
9-43544	12 mm	Socket 6 Pt. Std Metric	3/8"	9-44311	16 mm	Socket 12 Pt. Std Metric	3/8"
9-43545	13 mm	Socket 6 Pt. Std Metric	3/8"	9-44307	17 mm	Socket 12 Pt. Std Metric	3/8"
9-43546	14 mm	Socket 6 Pt. Std Metric	3/8"	9-44312	18 mm	Socket 12 Pt. Std Metric	3/8"
9-43548	17 mm	Socket 6 Pt. Std Metric	3/8"	9-44308	19 mm	Socket 12 Pt. Std Metric	3/8"
9-43579	18 mm	Socket 6 Pt. Std Metric	3/8"	9-44314	21 mm	Socket 12 Pt. Std Metric	3/8"
9-43549	19 mm	Socket 6 Pt. Std Metric	3/8"	9-43324	5/8"	Socket Spark Plug	3/8"
9-43580	20 mm	Socket 6 Pt. Std Metric	3/8"	9-43325	13/16"	Socket Spark Plug	3/8"
9-43584	21 mm	Socket 6 Pt. Std Metric	3/8"	9-48630	10 Pc.	Bit Set	
9-43585	22 mm	Socket 6 Pt. Std Metric	3/8"	9-4112	12 Pc.	Nutdriver Bit Set	
9-43333	3/8"	Socket 6 Pt. Deep Inch	3/8"	9-44699	1/4"	Combination Wrench Inch	
9-43331	7/16"	Socket 6 Pt. Deep Inch	3/8"	9-44691	5/16"	Combination Wrench Inch	
9-42332	1/2"	Socket 6 Pt. Deep Inch	3/8"	9-44693	3/8"	Combination Wrench Inch	
9-43334	9/16"	Socket 6 Pt. Deep Inch	3/8"	9-44694	7/16"	Combination Wrench Inch	
9-43335	5/8"	Socket 6 Pt. Deep Inch	3/8"	9-44695	1/2"	Combination Wrench Inch	
9-43336	11/16"	Socket 6 Pt. Deep Inch	3/8"	9-44696	9/16"	Combination Wrench Inch	
9-43337	3/4"	Socket 6 Pt. Deep Inch	3/8"	9-44697	5/8"	Combination Wrench Inch	
9-43338	13/16"	Socket 6 Pt. Deep Inch	3/8"	9-44698	11/16"	Combination Wrench Inch	
9-43339	7/8"	Socket 6 Pt. Deep Inch	3/8"	9-44701	3/4"	Combination Wrench Inch	
9-44425	9 mm	Socket 6 Pt. Deep Metric	3/8"	9-42913	9 mm	Combination Wrench Metric	
9-44426	10 mm	Socket 6 Pt. Deep Metric	3/8"	9-42914	10 mm	Combination Wrench Metric	
9-44427	11 mm	Socket 6 Pt. Deep Metric	3/8"	9-42915	11 mm	Combination Wrench Metric	
9-44428	12 mm	Socket 6 Pt. Deep Metric	3/8"	9-42916	12 mm	Combination Wrench Metric	
9-44429	13 mm	Socket 6 Pt. Deep Metric	3/8"	9-42917	13 mm	Combination Wrench Metric	
9-44431	14 mm	Socket 6 Pt. Deep Metric	3/8"	9-42918	14 mm	Combination Wrench Metric	
9-44432	15 mm	Socket 6 Pt. Deep Metric	3/8"	9-42919	15 mm	Combination Wrench Metric	
9-44433	16 mm	Socket 6 Pt. Deep Metric	3/8"	9-42924	16 mm	Combination Wrench Metric	
9-44434	17 mm	Socket 6 Pt. Deep Metric	3/8"	9-42929	17 mm	Combination Wrench Metric	

180 Pc. 3/8" Drive Standard/Metric Socket Set - continued

Part #	Size	Description	Drive	Part #	Size	Description	Drive
5942925	18 mm	Combination Wrench Metric		9-46601	2 mm	Short Arm Hex Key Metric	
9-42319	10 Pc.	Combination Ignition Wrench Set Inch		9-46602	2.5 mm	Short Arm Hex Key Metric	
9-42339	10 Pc.	Combination Ignition Wrench Set Metric		9-46603	3 mm	Short Arm Hex Key Metric	
9-28131	.050"	Short Arm Hex Key Inch		9-46604	4 mm	Short Arm Hex Key Metric	
9-28132	1/16"	Short Arm Hex Key Inch		9-46652	4.5 mm	Short Arm Hex Key Metric	
9-28133	5/64"	Short Arm Hex Key Inch		9-46605	5 mm	Short Arm Hex Key Metric	
9-28134	3/32"	Short Arm Hex Key Inch		9-46653	5.5 mm	Short Arm Hex Key Metric	
9-28182	7/64"	Short Arm Hex Key Inch		9-46606	6 mm	Short Arm Hex Key Metric	
9-28135	1/8"	Short Arm Hex Key Inch		9-46654	7 mm	Short Arm Hex Key Metric	
9-28181	9/64"	Short Arm Hex Key Inch		9-46655	8 mm	Short Arm Hex Key Metric	
9-28136	5/32"	Short Arm Hex Key Inch		9-46622	1.5 mm	Long Arm Hex Key Metric	
9-28137	3/16"	Short Arm Hex Key Inch		9-46611	2 mm	Long Arm Hex Key Metric	
9-28138	7/32"	Short Arm Hex Key Inch		9-46612	2.5 mm	Long Arm Hex Key Metric	
9-28139	1/4"	Short Arm Hex Key Inch		9-46613	3 mm	Long Arm Hex Key Metric	
9-28161	5/64"	Long Arm Hex Key Inch		9-46614	4 mm	Long Arm Hex Key Metric	
9-28171	3/32"	Long Arm Hex Key Inch		9-46623	4.5 mm	Long Arm Hex Key Metric	
9-28185	7/64"	Long Arm Hex Key Inch		9-46615	5 mm	Long Arm Hex Key Metric	
9-28172	1/8"	Long Arm Hex Key Inch		9-46624	5.5 mm	Long Arm Hex Key Metric	
9-28186	9/64"	Long Arm Hex Key Inch		9-46616	6 mm	Long Arm Hex Key Metric	
9-28173	5/32"	Long Arm Hex Key Inch		9-44811	3/8"	Quick Release Teardrop Ratchet	3/8"
9-28174	3/16"	Long Arm Hex Key Inch		9-43538	1-1/2"	Extension Bar	3/8"
9-28175	7/32"	Long Arm Hex Key Inch		9-44264	3"	Extension Bar	3/8"
9-28176	1/4"	Long Arm Hex Key Inch		9-44261	6"	Extension Bar	3/8"
9-46651	1.5 mm	Short Arm Hex Key Metric		9-43373		Magnetic Spin Handle	3/8"

9-35098 94 Pc. Auto Specialty Tool Set

Part #	Size	Description	Drive	Part #	Size	Description	Drive
9-46947		MegaMag Magnetic Pick-Up Tool		9-47698		Bearing Packer	
9-41603	2-1/4"	Inspection Mirror - Telescopes to 30-1/2"		9-47744	3 Pc.	Brake Caliper Socket Set	
9-43292		Gasket Scraper		9-47761		Brake Spring	
9-47641	6 Pc.	Impact Driver		9-47365		Brake Pad	
9-4772		Nut Cracker		9-21021		Vacuum Pump/Brake Bleed Kit	
9-47627		Valve Spring		9-4656		Brake Cylinder Hone	
9-47724		Razor Scraper		9-47386		Lock Ring Pliers	
9-4662		Piston Ring Expander		9-45496		Brake Adjusting Tool	
9-50464	12 Pc.	Retaining Ring Pliers Set		9-45494		Brake Spring Pliers	
9-82563		Wire Cutter/Stripper/Crimper		9-45493		Brake Tool Shoe Spring	
9-73575		Wire Stripper/Cutter/Crimper		9-47739	9 Pc.	Torx Bit Set	
9-41634	4 Pc.	Hook and Pick Set		9-47736	T-47	Torx Bit	
9-47412		Snap Ring Pliers		9-47738	T-55	Torx Bit	
9-40811		36 Blade Combination Gauge		9-26520	T-60	Torx Bit	
9-3941	64-76mm	Pro Swivoil Oil Filter Wrench-Small		9-47697		Battery Brush	
9-3942	73-83mm	Pro Swivoil Oil Filter Wrench-Medium		9-47757		Battery Wrench	
9-3943	89-99mm	Pro Swivoil Oil Filter Wrench-Large		9-47705		Hose Clamp Pliers	
9-3944	96-111mm	Pro Swivoil Oil Filter Wrench-X-Large		9-47672		Battery Terminal	
9-41329		Steel Metal Bowl - Rectangle		9-47606		Pipe Expander	
9-45164		Stethoscope		9-45403	10"	Pipe Wrench Pliers	
9-47747	5 Pc.	Carburetor Adjusting Tool		9-41839		Pinch Off Hose Pliers	
9-4513	5"	Ignition Pliers		9-41834		Steering Wheel Plate Remover	
9-21013		Heavy Duty Auto Circuit Tester		9-41833		Steering Wheel Puller	
		Small Multimeter		9-42711		Aviation Snips - Right Cut	
9-47089		Compression Tester		9-42717		Aviation Snips - Left Cut	
9-21027		Timing Light		9-42713		Aviation Snips - Straight Cut	
9-47626		Harm Balancer		9-43275	12"	Curved Pry Bar	
9-47645		Seal Puller		9-43276	17"	Curved Pry Bar	
9-30308	5 Pc.	Pickle Fork Kit					

9-35137 137 Pc. Laser Mechanic's Tool Set

Part #	Size	Description	Drive	Part #	Size	Description	Drive
9-45801	5/32"	Laser Socket 6 Pt. Std Inch	1/4"	9-34612	1/4"	Laser Socket 6 Pt. Deep Inch	1/4"
9-45802	3/16"	Laser Socket 6 Pt. Std Inch	1/4"	9-34613	9/32"	Laser Socket 6 Pt. Deep Inch	1/4"
9-34591	7/32"	Laser Socket 6 Pt. Std Inch	1/4"	9-34614	5/16"	Laser Socket 6 Pt. Deep Inch	1/4"
9-34592	1/4"	Laser Socket 6 Pt. Std Inch	1/4"	9-45912	6 mm	Laser Socket 6 Pt. Deep Metric	1/4"
9-34593	9/32"	Laser Socket 6 Pt. Std Inch	1/4"	9-34621	7 mm	Laser Socket 6 Pt. Deep Metric	1/4"
9-3454	5/16"	Laser Socket 6 Pt. Std Inch	1/4"	9-34622	8 mm	Laser Socket 6 Pt. Deep Metric	1/4"
9-34595	11/32"	Laser Socket 6 Pt. Std Inch	1/4"	9-34623	9 mm	Laser Socket 6 Pt. Deep Metric	1/4"
9-34596	3/8"	Laser Socket 6 Pt. Std Inch	1/4"	9-34624	10 mm	Laser Socket 6 Pt. Deep Metric	1/4"
9-34597	7/16"	Laser Socket 6 Pt. Std Inch	1/4"	9-44807	1/4"	Quick Release Teardrop Ratchet	1/4"
9-34598	1/2"	Laser Socket 6 Pt. Std Inch	1/4"	9-43539	3"	Extension Bar	1/4"
9-34599	9/16"	Laser Socket 6 Pt. Std Inch	1/4"	9-45821	1/4"	Laser Socket 6 Pt. Std Inch	3/8"
9-45907	4 mm	Laser Socket 6 Pt. Std Metric	1/4"	9-45822	5/16"	Laser Socket 6 Pt. Std Inch	3/8"
9-45908	5 mm	Laser Socket 6 Pt. Std Metric	1/4"	9-45823	3/8"	Laser Socket 6 Pt. Std Inch	3/8"
9-34601	5.5 mm	Laser Socket 6 Pt. Std Metric	1/4"	9-45824	7/16"	Laser Socket 6 Pt. Std Inch	3/8"
9-34602	6 mm	Laser Socket 6 Pt. Std Metric	1/4"	9-45825	1/2"	Laser Socket 6 Pt. Std Inch	3/8"
9-34603	7 mm	Laser Socket 6 Pt. Std Metric	1/4"	9-45826	9/16"	Laser Socket 6 Pt. Std Inch	3/8"
9-34604	8 mm	Laser Socket 6 Pt. Std Metric	1/4"	9-45827	5/8"	Laser Socket 6 Pt. Std Inch	3/8"
9-34605	9 mm	Laser Socket 6 Pt. Std Metric	1/4"	9-45829	3/4"	Laser Socket 6 Pt. Std Inch	3/8"
9-34606	10 mm	Laser Socket 6 Pt. Std Metric	1/4"	9-45847	6 mm	Laser Socket 6 Pt. Std Metric	3/8"
9-34607	11 mm	Laser Socket 6 Pt. Std Metric	1/4"	9-45848	7 mm	Laser Socket 6 Pt. Std Metric	3/8"
9-34608	12 mm	Laser Socket 6 Pt. Std Metric	1/4"	9-45849	8 mm	Laser Socket 6 Pt. Std Metric	3/8"
9-34609	13 mm	Laser Socket 6 Pt. Std Metric	1/4"	9-45851	9 mm	Laser Socket 6 Pt. Std Metric	3/8"
9-34611	14 mm	Laser Socket 6 Pt. Std Metric	1/4"	9-45852	10 mm	Laser Socket 6 Pt. Std Metric	3/8"
9-45814	3/16"	Laser Socket 6 Pt. Deep Inch	1/4"	9-45853	11 mm	Laser Socket 6 Pt. Std Metric	3/8"
9-45815	7/32"	Laser Socket 6 Pt. Deep Inch	1/4"	9-45854	12 mm	Laser Socket 6 Pt. Std Metric	3/8"

Set Contents

137 Pc. Laser Mechanic's Tool Set – continued

Part #	Size	Description	Drive	Part #	Size	Description	Drive
9-45855	13 mm	Laser Socket 6 Pt. Std Metric	3/8"	9-45868	12 mm	Laser Socket 6 Pt. Deep Metric	3/8"
9-45856	14 mm	Laser Socket 6 Pt. Std Metric	3/8"	9-45869	13 mm	Laser Socket 6 Pt. Deep Metric	3/8"
9-45857	15 mm	Laser Socket 6 Pt. Std Metric	3/8"	9-45871	14 mm	Laser Socket 6 Pt. Deep Metric	3/8"
9-45901	5/16"	Laser Socket 12 Pt. Std Inch	3/8"	9-44811	3/8"	Quick Release Teardrop Ratchet	3/8"
9-34632	3/8"	Laser Socket 12 Pt. Std Inch	3/8"	9-44264	3"	Extension Bar	3/8"
9-34633	7/16"	Laser Socket 12 Pt. Std Inch	3/8"	9-44261	5/8"	Laser Spark Plug Socket	3/8"
9-34634	1/2"	Laser Socket 12 Pt. Std Inch	3/8"	9-34042	9/16"	Laser Socket 12 Pt. Std Inch	1/2"
9-34635	9/16"	Laser Socket 12 Pt. Std Inch	3/8"	9-34043	5/8"	Laser Socket 12 Pt. Std Inch	1/2"
9-34636	5/8"	Laser Socket 12 Pt. Std Inch	3/8"	9-34046	11/16"	Laser Socket 12 Pt. Std Inch	1/2"
9-34639	9 mm	Laser Socket 12 Pt. Std Metric	3/8"	9-34652	3/4"	Laser Socket 12 Pt. Std Inch	1/2"
9-34641	10 mm	Laser Socket 12 Pt. Std Metric	3/8"	9-34067	15 mm	Laser Socket 12 Pt. Std Metric	1/2"
9-34642	11 mm	Laser Socket 12 Pt. Std Metric	3/8"	9-34068	16 mm	Laser Socket 12 Pt. Std Metric	1/2"
9-34643	12 mm	Laser Socket 12 Pt. Std Metric	3/8"	9-34661	17 mm	Laser Socket 12 Pt. Std Metric	1/2"
9-34644	13 mm	Laser Socket 12 Pt. Std Metric	3/8"	9-34662	18 mm	Laser Socket 12 Pt. Std Metric	1/2"
9-34645	14 mm	Laser Socket 12 Pt. Std Metric	3/8"	9-44809	1/2"	Quick Release Teardrop Ratchet	1/2"
9-34646	15 mm	Laser Socket 12 Pt. Std Metric	3/8"	9-44693	3/8"	Combination Wrench Inch	
9-34648	17 mm	Laser Socket 12 Pt. Std Metric	3/8"	9-44694	7/16"	Combination Wrench Inch	
9-45835	3/8"	Laser Socket 6 Pt. Deep Inch	3/8"	9-44695	1/2"	Combination Wrench Inch	
9-45836	7/16"	Laser Socket 6 Pt. Deep Inch	3/8"	9-42913	9 mm	Combination Wrench Metric	
9-45837	1/2"	Laser Socket 6 Pt. Deep Inch	3/8"	9-42914	10 mm	Combination Wrench Metric	
9-45838	9-16"	Laser Socket 6 Pt. Deep Inch	3/8"	9-42916	12 mm	Combination Wrench Metric	
9-45839	5/8"	Laser Socket 6 Pt. Deep Inch	3/8"	9-43373		Magnetic Bit Handle	1/4"
9-45865	9 mm	Laser Socket 6 Pt. Deep Metric	3/8"		9 Pc.	Screwdriver Starter Set	
9-45866	10 mm	Laser Socket 6 Pt. Deep Metric	3/8"		12 Pc.	Standard/Metric Nutdriver Bit Set	
				9-46696	20 Pc.	Standard Short and Long Arm Hex Key Set	

9-35155 155 Pc. Mechanic's Tool Set

Part #	Size	Description	Drive	Part #	Size	Description	Drive
9-43481	5/32"	Socket 6 Pt. Std Inch	1/4"	9-44329	5/16"	Socket 12 Pt. Std Inch	3/8"
9-43491	3/16"	Socket 6 Pt. Std Inch	1/4"	9-44331	3/8"	Socket 12 Pt. Std Inch	3/8"
9-43492	7/32"	Socket 6 Pt. Std Inch	1/4"	9-44332	7/16"	Socket 12 Pt. Std Inch	3/8"
9-43493	1/4"	Socket 6 Pt. Std Inch	1/4"	9-44333	1/2"	Socket 12 Pt. Std Inch	3/8"
9-43494	9/32"	Socket 6 Pt. Std Inch	1/4"	9-44334	9/16"	Socket 12 Pt. Std Inch	3/8"
9-43495	5/16"	Socket 6 Pt. Std Inch	1/4"	9-44335	5/8"	Socket 12 Pt. Std Inch	3/8"
9-43496	11/32"	Socket 6 Pt. Std Inch	1/4"	9-44302	10mm	Socket 12 Pt. Std Metric	3/8"
9-43497	3/8"	Socket 6 Pt. Std Inch	1/4"	9-44303	12mm	Socket 12 Pt. Std Metric	3/8"
9-43498	7/16"	Socket 6 Pt. Std Inch	1/4"	9-44304	13mm	Socket 12 Pt. Std Metric	3/8"
9-43499	1/2"	Socket 6 Pt. Std Inch	1/4"	9-44305	14mm	Socket 12 Pt. Std Metric	3/8"
9-43480	9/16"	Socket 6 Pt. Std Inch	1/4"	9-44306	15mm	Socket 12 Pt. Std Metric	3/8"
9-43505	4mm	Socket 6 Pt. Std Metric	1/4"	9-44307	17mm	Socket 12 Pt. Std Metric	3/8"
9-43501	5mm	Socket 6 Pt. Std Metric	1/4"	9-43331	7/16"	Socket 6 Pt. Deep Inch	3/8"
9-43511	5.5mm	Socket 6 Pt. Std Metric	1/4"	9-43332	1/2"	Socket 6 Pt. Deep Inch	3/8"
9-43502	6mm	Socket 6 Pt. Std Metric	1/4"	9-43334	9/16"	Socket 6 Pt. Deep Inch	3/8"
9-43503	7mm	Socket 6 Pt. Std Metric	1/4"	9-43335	5/8"	Socket 6 Pt. Deep Inch	3/8"
9-43504	8mm	Socket 6 Pt. Std Metric	1/4"	9-43336	11/16"	Socket 6 Pt. Deep Inch	3/8"
9-43507	9mm	Socket 6 Pt. Std Metric	1/4"	9-43337	3/4"	Socket 6 Pt. Deep Inch	3/8"
9-43508	10mm	Socket 6 Pt. Std Metric	1/4"	9-44426	10mm	Socket 6 Pt. Deep Metric	3/8"
9-43509	11mm	Socket 6 Pt. Std Metric	1/4"	9-44428	12mm	Socket 6 Pt. Deep Metric	3/8"
9-43513	12mm	Socket 6 Pt. Std Metric	1/4"	9-44429	13mm	Socket 6 Pt. Deep Metric	3/8"
9-43514	13mm	Socket 6 Pt. Std Metric	1/4"	9-44431	14mm	Socket 6 Pt. Deep Metric	3/8"
9-43512	14mm	Socket 6 Pt. Std Metric	1/4"	9-44432	15mm	Socket 6 Pt. Deep Metric	3/8"
9-43571	3/16"	Socket 6 Pt. Deep Inch	1/4"	9-44435	18mm	Socket 6 Pt. Deep Metric	3/8"
9-43572	7/32"	Socket 6 Pt. Deep Inch	1/4"	9-44808	3/8"	QR Long Ratchet	3/8"
9-43573	1/4"	Socket 6 Pt. Deep Inch	1/4"	9-44264	3"	Extension Bar	3/8"
9-43574	9/32"	Socket 6 Pt. Deep Inch	1/4"	9-43324	5/8"	Spark Plug Socket	3/8"
9-43575	5/16"	Socket 6 Pt. Deep Inch	1/4"	9-43325	13/16"	Spark Plug Socket	3/8"
9-44404	7mm	Socket 6 Pt. Deep Metric	1/4"	9-44054	7/16"	Socket 6 Pt. Std Inch	1/2"
9-44405	8mm	Socket 6 Pt. Deep Metric	1/4"	9-44055	1/2"	Socket 6 Pt. Std Inch	1/2"
9-44406	9mm	Socket 6 Pt. Deep Metric	1/4"	9-44056	9/16"	Socket 6 Pt. Std Inch	1/2"
9-44407	10mm	Socket 6 Pt. Deep Metric	1/4"	9-44057	5/8"	Socket 6 Pt. Std Inch	1/2"
9-44408	11mm	Socket 6 Pt. Deep Metric	1/4"	9-44058	11/16"	Socket 6 Pt. Std Inch	1/2"
9-44807	1/4"	QR Ratchet	1/4"	9-44059	3/4"	Socket 6 Pt. Std Inch	1/2"
9-43539	3"	Extension Bar	1/4"	9-44256	14mm	Socket 6 Pt. Std Metric	1/2"
9-42999	1/4"	Socket 6 Pt. Std Inch	3/8"	9-44257	15mm	Socket 6 Pt. Std Metric	1/2"
9-43000	5/16"	Socket 6 Pt. Std Inch	3/8"	9-44273	16mm	Socket 6 Pt. Std Metric	1/2"
9-43001	3/8"	Socket 6 Pt. Std Inch	3/8"	9-44258	17mm	Socket 6 Pt. Std Metric	1/2"
9-43002	7/16"	Socket 6 Pt. Std Inch	3/8"	9-44228	18mm	Socket 6 Pt. Std Metric	1/2"
9-43003	1/2"	Socket 6 Pt. Std Inch	3/8"	9-44259	19mm	Socket 6 Pt. Std Metric	1/2"
9-43004	9/16"	Socket 6 Pt. Std Inch	3/8"	9-44809	1/2"	QR Ratchet	1/2"
9-43005	5/8"	Socket 6 Pt. Std Inch	3/8"	9-44699	1/4"	Combination Wrench Inch	
9-43006	11/16"	Socket 6 Pt. Std Inch	3/8"	9-44691	5/16"	Combination Wrench Inch	
9-43007	3/4"	Socket 6 Pt. Std Inch	3/8"	9-44693	3/8"	Combination Wrench Inch	
9-43008	13/16"	Socket 6 Pt. Std Inch	3/8"	9-44694	7/16"	Combination Wrench Inch	
9-43516	6mm	Socket 6 Pt. Std Metric	3/8"	9-44695	1/2"	Combination Wrench Inch	
9-43533	7mm	Socket 6 Pt. Std Metric	3/8"	9-44696	9/16"	Combination Wrench Inch	
9-43536	8mm	Socket 6 Pt. Std Metric	3/8"	9-42913	9mm	Combination Wrench Metric	
9-43541	9mm	Socket 6 Pt. Std Metric	3/8"	9-42914	10mm	Combination Wrench Metric	
9-43542	10mm	Socket 6 Pt. Std Metric	3/8"	9-42916	12mm	Combination Wrench Metric	
9-43543	11mm	Socket 6 Pt. Std Metric	3/8"	9-42917	13mm	Combination Wrench Metric	
9-43544	12mm	Socket 6 Pt. Std Metric	3/8"	9-42918	14mm	Combination Wrench Metric	
9-43545	13mm	Socket 6 Pt. Std Metric	3/8"	9-42919	15mm	Combination Wrench Metric	
9-43546	14mm	Socket 6 Pt. Std Metric	3/8"	9-43373		Magnetic Handle	
9-43547	15mm	Socket 6 Pt. Std Metric	3/8"	—	9 Pc.	Screwdriver Bit Set	
9-43570	16mm	Socket 6 Pt. Std Metric	3/8"	—	12 Pc.	Nut Driver Bit Set Inch/Metric	
9-43548	17mm	Socket 6 Pt. Std Metric	3/8"	9-46693	11 Pc.	Short Hex Key Set Inch	
9-43579	18mm	Socket 6 Pt. Std Metric	3/8"	9-46679	11 Pc.	Short Hex Key Set Metric	

9-36190 190 Pc. Laser Mechanic's Tool Set

Part #	Size	Description	Drive	Part #	Size	Description	Drive
9-45801	5/32"	Laser Socket 6 Pt. Std Inch	1/4"	9-34637	11/16"	Laser Socket 12 Pt. Std Inch	3/8"
9-45802	3/16"	Laser Socket 6 Pt. Std Inch	1/4"	9-34638	3/4"	Laser Socket 12 Pt. Std Inch	3/8"
9-34591	7/32"	Laser Socket 6 Pt. Std Inch	1/4"	9-45902	13/16"	Laser Socket 12 Pt. Std Inch	3/8"
9-34592	1/4"	Laser Socket 6 Pt. Std Inch	1/4"	9-34639	9mm	Laser Socket 12 Pt. Std Metric	3/8"
9-34593	9/32"	Laser Socket 6 Pt. Std Inch	1/4"	9-34645	14mm	Laser Socket 12 Pt. Std Metric	3/8"
9-34594	5/16"	Laser Socket 6 Pt. Std Inch	1/4"	9-34641	10mm	Laser Socket 12 Pt. Std Metric	3/8"
9-34595	11/32"	Laser Socket 6 Pt. Std Inch	1/4"	9-34642	11mm	Laser Socket 12 Pt. Std Metric	3/8"
9-34596	3/8"	Laser Socket 6 Pt. Std Inch	1/4"	9-34643	12mm	Laser Socket 12 Pt. Std Metric	3/8"
9-34597	7/16"	Laser Socket 6 Pt. Std Inch	1/4"	9-34644	13mm	Laser Socket 12 Pt. Std Metric	3/8"
9-34598	1/2"	Laser Socket 6 Pt. Std Inch	1/4"	9-34646	15mm	Laser Socket 12 Pt. Std Metric	3/8"
9-34599	9/16"	Laser Socket 6 Pt. Std Inch	1/4"	9-34647	16mm	Laser Socket 12 Pt. Std Metric	3/8"
9-45907	4mm	Laser Socket 6 Pt. Std Metric	1/4"	9-34648	17mm	Laser Socket 12 Pt. Std Metric	3/8"
9-45908	5mm	Laser Socket 6 Pt. Std Metric	1/4"	9-34649	18mm	Laser Socket 12 Pt. Std Metric	3/8"
9-34601	5.5mm	Laser Socket 6 Pt. Std Metric	1/4"	9-45835	3/8"	Laser Socket 6 Pt. Deep Inch	3/8"
9-34602	6mm	Laser Socket 6 Pt. Std Metric	1/4"	9-45836	7/16"	Laser Socket 6 Pt. Deep Inch	3/8"
9-34603	7mm	Laser Socket 6 Pt. Std Metric	1/4"	9-45837	1/2"	Laser Socket 6 Pt. Deep Inch	3/8"
9-34604	8mm	Laser Socket 6 Pt. Std Metric	1/4"	9-45838	9/16"	Laser Socket 6 Pt. Deep Inch	3/8"
9-34605	9mm	Laser Socket 6 Pt. Std Metric	1/4"	9-45839	5/8"	Laser Socket 6 Pt. Deep Inch	3/8"
9-34606	10mm	Laser Socket 6 Pt. Std Metric	1/4"	9-45841	11/16"	Laser Socket 6 Pt. Deep Inch	3/8"
9-34607	11mm	Laser Socket 6 Pt. Std Metric	1/4"	9-45842	3/4"	Laser Socket 6 Pt. Deep Inch	3/8"
9-34608	12mm	Laser Socket 6 Pt. Std Metric	1/4"	9-45865	9mm	Laser Socket 6 Pt. Deep Metric	3/8"
9-34609	13mm	Laser Socket 6 Pt. Std Metric	1/4"	9-45866	10mm	Laser Socket 6 Pt. Deep Metric	3/8"
9-34611	14mm	Laser Socket 6 Pt. Std Metric	1/4"	9-45868	12mm	Laser Socket 6 Pt. Deep Metric	3/8"
9-45814	3/16"	Laser Socket 6 Pt. Std Deep Inch	1/4"	9-45869	13mm	Laser Socket 6 Pt. Deep Metric	3/8"
9-34612	1/4"	Laser Socket 6 Pt. Std Deep Inch	1/4"	9-45871	14mm	Laser Socket 6 Pt. Deep Metric	3/8"
9-34613	9/32"	Laser Socket 6 Pt. Std Deep Inch	1/4"	9-45872	15mm	Laser Socket 6 Pt. Deep Metric	3/8"
9-34614	5/16"	Laser Socket 6 Pt. Std Deep Inch	1/4"	9-45874	17mm	Laser Socket 6 Pt. Deep Metric	3/8"
9-34615	3/8"	Laser Socket 6 Pt. Std Deep Inch	1/4"	9-44808	3/8"	Quick Release Teardrop Ratchet	3/8"
9-34616	7/16"	Laser Socket 6 Pt. Std Deep Inch	1/4"	9-44264	3"	Extension Bar	3/8"
9-45817	1/2"	Laser Socket 6 Pt. Std Deep Inch	1/4"	9-44261	6"	Extension Bar	3/8"
9-34621	7mm	Laser Socket 6 Pt. Std Deep Metric	1/4"	9-34671	5/8"	Laser Socket Spark Plug	3/8"
9-34625	11mm	Laser Socket 6 Pt. Std Deep Metric	1/4"	9-50726	13/16"	Laser Socket Spark Plug	3/8"
9-34622	8mm	Laser Socket 6 Pt. Std Deep Metric	1/4"	9-45884	7/16"	Laser Socket 6 Pt. Std Inch	1/2"
9-34623	9mm	Laser Socket 6 Pt. Std Deep Metric	1/4"	9-45885	1/2"	Laser Socket 6 Pt. Std Inch	1/2"
9-34624	10mm	Laser Socket 6 Pt. Std Deep Metric	1/4"	9-45886	9/16"	Laser Socket 6 Pt. Std Inch	1/2"
9-45913	12mm	Laser Socket 6 Pt. Std Deep Metric	1/4"	9-45887	5/8"	Laser Socket 6 Pt. Std Inch	1/2"
9-45914	13mm	Laser Socket 6 Pt. Std Deep Metric	1/4"	9-45888	11/16"	Laser Socket 6 Pt. Std Inch	1/2"
9-44807	1/4"	Quick Release Teardrop Ratchet	1/4"	9-45889	3/4"	Laser Socket 6 Pt. Std Inch	1/2"
9-43539	3"	Extension Bar	1/4"	9-34066	14mm	Laser Socket 6 Pt. Std Metric	1/2"
9-45821	1/4"	Laser Socket 6 Pt. Std Inch	3/8"	9-34067	15mm	Laser Socket 6 Pt. Std Metric	1/2"
9-45822	5/16"	Laser Socket 6 Pt. Std Inch	3/8"	9-34661	17mm	Laser Socket 6 Pt. Std Metric	1/2"
9-45823	3/8"	Laser Socket 6 Pt. Std Inch	3/8"	9-34662	18mm	Laser Socket 6 Pt. Std Metric	1/2"
9-45824	7/16"	Laser Socket 6 Pt. Std Inch	3/8"	9-34068	16mm	Laser Socket 6 Pt. Std Metric	1/2"
9-45825	1/2"	Laser Socket 6 Pt. Std Inch	3/8"	9-34663	19mm	Laser Socket 6 Pt. Std Metric	1/2"
9-45826	9/16"	Laser Socket 6 Pt. Std Inch	3/8"	9-44809	1/2"	Quick Release Teardrop Ratchet	1/2"
9-45827	5/8"	Laser Socket 6 Pt. Std Inch	3/8"	9-44699	1/4"	Combination Wrench Inch	
9-45828	11/16"	Laser Socket 6 Pt. Std Inch	3/8"	9-44691	5/16"	Combination Wrench Inch	
9-45829	3/4"	Laser Socket 6 Pt. Std Inch	3/8"	9-44693	3/8"	Combination Wrench Inch	
9-45847	6mm	Laser Socket 6 Pt. Std Metric	3/8"	9-44694	7/16"	Combination Wrench Inch	
9-45848	7mm	Laser Socket 6 Pt. Std Metric	3/8"	9-44695	1/2"	Combination Wrench Inch	
9-45849	8mm	Laser Socket 6 Pt. Std Metric	3/8"	9-44696	9/16"	Combination Wrench Inch	
9-45851	9mm	Laser Socket 6 Pt. Std Metric	3/8"	9-44697	5/8"	Combination Wrench Inch	
9-45852	10mm	Laser Socket 6 Pt. Std Metric	3/8"	9-44701	3/4"	Combination Wrench Inch	
9-45853	11mm	Laser Socket 6 Pt. Std Metric	3/8"	9-42913	9mm	Combination Wrench Metric	
9-45854	12mm	Laser Socket 6 Pt. Std Metric	3/8"	9-42914	10mm	Combination Wrench Metric	
9-45855	13mm	Laser Socket 6 Pt. Std Metric	3/8"	9-42915	11mm	Combination Wrench Metric	
9-45856	14mm	Laser Socket 6 Pt. Std Metric	3/8"	9-42916	12mm	Combination Wrench Metric	
9-45857	15mm	Laser Socket 6 Pt. Std Metric	3/8"	9-42917	13mm	Combination Wrench Metric	
9-45858	16mm	Laser Socket 6 Pt. Std Metric	3/8"	9-42918	14mm	Combination Wrench Metric	
9-45859	17mm	Laser Socket 6 Pt. Std Metric	3/8"	9-42919	15mm	Combination Wrench Metric	
9-45862	19mm	Laser Socket 6 Pt. Std Metric	3/8"	9-42929	17mm	Combination Wrench Metric	
9-45901	5/16"	Laser Socket 12 Pt. Std Inch	3/8"	9-46696	20 Pc.	Standard Short and Long Arm Hex Key Set	
9-34632	3/8"	Laser Socket 12 Pt. Std Inch	3/8"	9-46677	20 Pc.	Metric Short and Long Arm Hex Key Set	
9-34633	7/16"	Laser Socket 12 Pt. Std Inch	3/8"	9-43373		Magnetic Bit Handle	1/4"
9-34634	1/2"	Laser Socket 12 Pt. Std Inch	3/8"		9 Pc.	Screwdriver Bit Set	
9-34635	9/16"	Laser Socket 12 Pt. Std Inch	3/8"		12 Pc.	Nutdriver Bit Set	
9-34636	5/8"	Laser Socket 12 Pt. Std Inch	3/8"				

9-36393 393 Pc. Mechanic's Tool Set

Part #	Size	Description	Drive	Part #	Size	Description	Drive
9-43481	5/32"	Socket 6 Pt. Std Inch	1/4"	9-43502	6mm	Socket 6 Pt. Std Metric	1/4"
9-43491	3/16"	Socket 6 Pt. Std Inch	1/4"	9-43503	7mm	Socket 6 Pt. Std Metric	1/4"
9-43492	7/32"	Socket 6 Pt. Std Inch	1/4"	9-43504	8mm	Socket 6 Pt. Std Metric	1/4"
9-43493	1/4"	Socket 6 Pt. Std Inch	1/4"	9-43507	9mm	Socket 6 Pt. Std Metric	1/4"
9-43494	9/32"	Socket 6 Pt. Std Inch	1/4"	9-43508	10mm	Socket 6 Pt. Std Metric	1/4"
9-43495	5/16"	Socket 6 Pt. Std Inch	1/4"	9-43509	11mm	Socket 6 Pt. Std Metric	1/4"
9-43496	11/32"	Socket 6 Pt. Std Inch	1/4"	9-43513	12mm	Socket 6 Pt. Std Metric	1/4"
9-43497	3/8"	Socket 6 Pt. Std Inch	1/4"	9-43514	13mm	Socket 6 Pt. Std Metric	1/4"
9-43498	7/16"	Socket 6 Pt. Std Inch	1/4"	9-43512	14mm	Socket 6 Pt. Std Metric	1/4"
9-43499	1/2"	Socket 6 Pt. Std Inch	1/4"	9-43608	3/16"	Socket 12 Pt. Std Inch	1/4"
9-43480	9/16"	Socket 6 Pt. Std Inch	1/4"	9-43609	7/32"	Socket 12 Pt. Std Inch	1/4"
9-43505	4mm	Socket 6 Pt. Std Metric	1/4"	9-43601	1/4"	Socket 12 Pt. Std Inch	1/4"
9-43501	5mm	Socket 6 Pt. Std Metric	1/4"	9-43602	9/32"	Socket 12 Pt. Std Inch	1/4"
9-43511	5.5mm	Socket 6 Pt. Std Metric	1/4"	9-43603	5/16"	Socket 12 Pt. Std Inch	1/4"

Set Contents

393 Pc. Mechanic's Tool Set – continued

Part #	Size	Description	Drive	Part #	Size	Description	Drive
9-43604	11/32"	Socket 12 Pt. Std Inch	1/4"	9-44345	1/2"	Socket 8 Pt. Std Inch	3/8"
9-43605	3/8"	Socket 12 Pt. Std Inch	1/4"	9-44329	5/16"	Socket 12 Pt. Std Inch	3/8"
9-43606	7/16"	Socket 12 Pt. Std Inch	1/4"	9-44331	3/8"	Socket 12 Pt. Std Inch	3/8"
9-43607	1/2"	Socket 12 Pt. Std Inch	1/4"	9-44332	7/16"	Socket 12 Pt. Std Inch	3/8"
9-43610	9/16"	Socket 12 Pt. Std Inch	1/4"	9-44333	1/2"	Socket 12 Pt. Std Inch	3/8"
9-43571	3/16"	Socket 6 Pt. Deep Inch	1/4"	9-44334	9/16"	Socket 12 Pt. Std Inch	3/8"
9-43572	7/32"	Socket 6 Pt. Deep Inch	1/4"	9-44335	5/8"	Socket 12 Pt. Std Inch	3/8"
9-43573	1/4"	Socket 6 Pt. Deep Inch	1/4"	9-44336	11/16"	Socket 12 Pt. Std Inch	3/8"
9-43574	9/32"	Socket 6 Pt. Deep Inch	1/4"	9-44337	3/4"	Socket 12 Pt. Std Inch	3/8"
9-43575	5/16"	Socket 6 Pt. Deep Inch	1/4"	9-44338	13/16"	Socket 12 Pt. Std Inch	3/8"
9-43576	11/32"	Socket 6 Pt. Deep Inch	1/4"	9-44339	7/8"	Socket 12 Pt. Std Inch	3/8"
9-43577	3/8"	Socket 6 Pt. Deep Inch	1/4"	9-44301	9mm	Socket 12 Pt. Std Metric	3/8"
9-43578	7/16"	Socket 6 Pt. Deep Inch	1/4"	9-44302	10mm	Socket 12 Pt. Std Metric	3/8"
9-43589	1/2"	Socket 6 Pt. Deep Inch	1/4"	9-44309	11mm	Socket 12 Pt. Std Metric	3/8"
9-43587	9/16"	Socket 6 Pt. Deep Inch	1/4"	9-44303	12mm	Socket 12 Pt. Std Metric	3/8"
9-44401	4mm	Socket 6 Pt. Deep Metric	1/4"	9-44304	13mm	Socket 12 Pt. Std Metric	3/8"
9-44402	5mm	Socket 6 Pt. Deep Metric	1/4"	9-44305	14mm	Socket 12 Pt. Std Metric	3/8"
9-44403	6mm	Socket 6 Pt. Deep Metric	1/4"	9-44306	15mm	Socket 12 Pt. Std Metric	3/8"
9-44404	7mm	Socket 6 Pt. Deep Metric	1/4"	9-44311	16mm	Socket 12 Pt. Std Metric	3/8"
9-44405	8mm	Socket 6 Pt. Deep Metric	1/4"	9-44307	17mm	Socket 12 Pt. Std Metric	3/8"
9-44406	9mm	Socket 6 Pt. Deep Metric	1/4"	9-44312	18mm	Socket 12 Pt. Std Metric	3/8"
9-44407	10mm	Socket 6 Pt. Deep Metric	1/4"	9-44308	19mm	Socket 12 Pt. Std Metric	3/8"
9-44408	11mm	Socket 6 Pt. Deep Metric	1/4"	9-44314	21mm	Socket 12 Pt. Std Metric	3/8"
9-44409	12mm	Socket 6 Pt. Deep Metric	1/4"	9-43301	3/8"	Socket 12 Pt. Deep Inch	3/8"
9-44411	13mm	Socket 6 Pt. Deep Metric	1/4"	9-43311	7/16"	Socket 12 Pt. Deep Inch	3/8"
9-44412	14mm	Socket 6 Pt. Deep Metric	1/4"	9-43312	1/2"	Socket 12 Pt. Deep Inch	3/8"
9-43590	3/16"	Socket 12 Pt. Deep Inch	1/4"	9-43313	9/16"	Socket 12 Pt. Deep Inch	3/8"
9-43591	7/32"	Socket 12 Pt. Deep Inch	1/4"	9-43314	5/8"	Socket 12 Pt. Deep Inch	3/8"
9-43592	1/4"	Socket 12 Pt. Deep Inch	1/4"	9-43316	11/16"	Socket 12 Pt. Deep Inch	3/8"
9-43593	9/32"	Socket 12 Pt. Deep Inch	1/4"	9-43317	3/4"	Socket 12 Pt. Deep Inch	3/8"
9-43594	5/16"	Socket 12 Pt. Deep Inch	1/4"	9-43319	7/8"	Socket 12 Pt. Deep Inch	3/8"
9-43595	11/32"	Socket 12 Pt. Deep Inch	1/4"	9-43315	15/16"	Socket 12 Pt. Deep Inch	3/8"
9-43596	3/8"	Socket 12 Pt. Deep Inch	1/4"	9-43320	1"	Socket 12 Pt. Deep Inch	3/8"
9-43597	7/16"	Socket 12 Pt. Deep Inch	1/4"	9-44413	9mm	Socket 12 Pt. Deep Metric	3/8"
9-43598	1/2"	Socket 12 Pt. Deep Inch	1/4"	9-44414	10mm	Socket 12 Pt. Deep Metric	3/8"
9-43599	9/16"	Socket 12 Pt. Deep Inch	1/4"	9-44416	12mm	Socket 12 Pt. Deep Metric	3/8"
9-42701	3/16"	Hex Bit Inch	1/4"	9-44417	13mm	Socket 12 Pt. Deep Metric	3/8"
9-42702	7/32"	Hex Bit Inch	1/4"	9-44418	14mm	Socket 12 Pt. Deep Metric	3/8"
9-42703	1/4"	Hex Bit Inch	1/4"	9-44419	15mm	Socket 12 Pt. Deep Metric	3/8"
9-42704	5/16"	Hex Bit Inch	1/4"	9-44421	16mm	Socket 12 Pt. Deep Metric	3/8"
9-42705	3/8"	Hex Bit Inch	1/4"	9-44422	17mm	Socket 12 Pt. Deep Metric	3/8"
9-42691	7/32"	Screwdriver Bit	1/4"	9-44423	18mm	Socket 12 Pt. Deep Metric	3/8"
9-42692	1/4"	Screwdriver Bit	1/4"	9-44424	19mm	Socket 12 Pt. Deep Metric	3/8"
9-42681	P-1	Phillips Bit	1/4"	9-44297	21mm	Socket 12 Pt. Deep Metric	3/8"
9-42682	P-2	Phillips Bit	1/4"	9-42651	#5-6	Screwdriver Bit	3/8"
9-42661	T-15	Torx Bit	1/4"	9-42652	#8-10	Screwdriver Bit	3/8"
9-42662	T-20	Torx Bit	1/4"	9-42653	#14-16	Screwdriver Bit	3/8"
9-42663	T-25	Torx Bit	1/4"	9-44369	#1	Phillips Bit	3/8"
9-44812	1/4"	Full Polish Ratchet	1/4"	9-44371	#2	Phillips Bit	3/8"
9-43538	1-1/2"	Extension Bar	1/4"	9-44372	#3	Phillips Bit	3/8"
9-43539	3"	Extension Bar	1/4"	9-42664	T-30	Torx Bit	3/8"
9-43531	6"	Extension Bar	1/4"	9-42665	T-40	Torx Bit	3/8"
9-4280		Universal Joint	1/4"	9-42666	T-45	Torx Bit	3/8"
9-4257	3/8"	Adapter	1/4"	9-44813	3/8"	Full Polish Ratchet	3/8"
9-43372	6"	Spinner Handle	1/4"	9-43537	1-1/2"	Extension Bar	3/8"
9-43523	6"	Flex T-Handle	1/4"	9-44264	3"	Extension Bar	3/8"
9-42999	1/4"	Socket 6 Pt. Std Inch	3/8"	9-44261	6"	Extension Bar	3/8"
9-43000	5/16"	Socket 6 Pt. Std Inch	3/8"	9-44262	10"	Extension Bar	3/8"
9-43001	3/8"	Socket 6 Pt. Std Inch	3/8"	9-4435		Universal Joint	3/8"
9-43002	7/16"	Socket 6 Pt. Std Inch	3/8"	9-4256	1/4"	Adapter	3/8"
9-43003	1/2"	Socket 6 Pt. Std Inch	3/8"	9-4258	1/2"	Adapter	3/8"
9-43004	9/16"	Socket 6 Pt. Std Inch	3/8"	9-44363	10"	Flex T-Handle	3/8"
9-43005	5/8"	Socket 6 Pt. Std Inch	3/8"	9-43324	5/8"	Spark Plug Socket	3/8"
9-43006	11/16"	Socket 6 Pt. Std Inch	3/8"	9-43325	13/16"	Spark Plug Socket	3/8"
9-43007	3/4"	Socket 6 Pt. Std Inch	3/8"	9-44053	3/8"	Socket 6 Pt. Std Inch	1/2"
9-43008	13/16"	Socket 6 Pt. Std Inch	3/8"	9-44054	7/16"	Socket 6 Pt. Std Inch	1/2"
9-43013	7/8"	Socket 6 Pt. Std Inch	3/8"	9-44055	1/2"	Socket 6 Pt. Std Inch	1/2"
9-43020	15/16"	Socket 6 Pt. Std Inch	3/8"	9-44056	9/16"	Socket 6 Pt. Std Inch	1/2"
9-43021	1"	Socket 6 Pt. Std Inch	3/8"	9-44057	5/8"	Socket 6 Pt. Std Inch	1/2"
9-43516	6mm	Socket 6 Pt. Std Metric	3/8"	9-44058	11/16"	Socket 6 Pt. Std Inch	1/2"
9-43533	7mm	Socket 6 Pt. Std Metric	3/8"	9-44059	3/4"	Socket 6 Pt. Std Inch	1/2"
9-43536	8mm	Socket 6 Pt. Std Metric	3/8"	9-44063	13/16"	Socket 6 Pt. Std Inch	1/2"
9-43541	9mm	Socket 6 Pt. Std Metric	3/8"	9-44064	7/8"	Socket 6 Pt. Std Inch	1/2"
9-43542	10mm	Socket 6 Pt. Std Metric	3/8"	9-44251	9mm	Socket 6 Pt. Std Metric	1/2"
9-43543	11mm	Socket 6 Pt. Std Metric	3/8"	9-44252	10mm	Socket 6 Pt. Std Metric	1/2"
9-43544	12mm	Socket 6 Pt. Std Metric	3/8"	9-44253	11mm	Socket 6 Pt. Std Metric	1/2"
9-43545	13mm	Socket 6 Pt. Std Metric	3/8"	9-44254	12mm	Socket 6 Pt. Std Metric	1/2"
9-43546	14mm	Socket 6 Pt. Std Metric	3/8"	9-44255	13mm	Socket 6 Pt. Std Metric	1/2"
9-43547	15mm	Socket 6 Pt. Std Metric	3/8"	9-44256	14mm	Socket 6 Pt. Std Metric	1/2"
9-43570	16mm	Socket 6 Pt. Std Metric	3/8"	9-44257	15mm	Socket 6 Pt. Std Metric	1/2"
9-43548	17mm	Socket 6 Pt. Std Metric	3/8"	9-44273	16mm	Socket 6 Pt. Std Metric	1/2"
9-43579	18mm	Socket 6 Pt. Std Metric	3/8"	9-44258	17mm	Socket 6 Pt. Std Metric	1/2"
9-43549	19mm	Socket 6 Pt. Std Metric	3/8"	9-44228	18mm	Socket 6 Pt. Std Metric	1/2"
9-43580	20mm	Socket 6 Pt. Std Metric	3/8"	9-44259	19mm	Socket 6 Pt. Std Metric	1/2"
9-43584	21mm	Socket 6 Pt. Std Metric	3/8"	9-44274	20mm	Socket 6 Pt. Std Metric	1/2"
9-43585	22mm	Socket 6 Pt. Std Metric	3/8"	9-44278	21mm	Socket 6 Pt. Std Metric	1/2"
9-44341	1/4"	Socket 8 Pt. Std Inch	3/8"	9-44265	22mm	Socket 6 Pt. Std Metric	1/2"
9-44342	5/16"	Socket 8 Pt. Std Inch	3/8"	9-47500	3/8"	Socket 12 Pt. Std Inch	1/2"
9-44343	3/8"	Socket 8 Pt. Std Inch	3/8"	9-47501	7/16"	Socket 12 Pt. Std Inch	1/2"
9-44344	7/16"	Socket 8 Pt. Std Inch	3/8"	9-47502	1/2"	Socket 12 Pt. Std Inch	1/2"

393 Pc. Mechanic's Tool Set – continued

Part #	Size	Description	Drive	Part #	Size	Description	Drive
9-47503	9/16"	Socket 12 Pt. Std Inch	1/2"	9-42916	12mm	Combination Wrench Metric	
9-47505	5/8"	Socket 12 Pt. Std Inch	1/2"	9-42917	13mm	Combination Wrench Metric	
9-47507	11/16"	Socket 12 Pt. Std Inch	1/2"	9-42918	14mm	Combination Wrench Metric	
9-47508	3/4"	Socket 12 Pt. Std Inch	1/2"	9-42919	15mm	Combination Wrench Metric	
9-47511	13/16"	Socket 12 Pt. Std Inch	1/2"	9-42924	16mm	Combination Wrench Metric	
9-47512	7/8"	Socket 12 Pt. Std Inch	1/2"	9-42929	17mm	Combination Wrench Metric	
9-47513	15/16"	Socket 12 Pt. Std Inch	1/2"	9-42925	18mm	Combination Wrench Metric	
9-47514	1"	Socket 12 Pt. Std Inch	1/2"	9-42921	19mm	Combination Wrench Metric	
9-47515	1-1/16"	Socket 12 Pt. Std Inch	1/2"	9-42937	20mm	Combination Wrench Metric	
9-47516	1-1/8"	Socket 12 Pt. Std Inch	1/2"	9-42633	5/16"	Ratcheting Wrench Inch	
9-44231	9mm	Socket 12 Pt. Std Metric	1/2"	9-42634	3/8"	Ratcheting Wrench Inch	
9-44232	10mm	Socket 12 Pt. Std Metric	1/2"	9-42635	7/16"	Ratcheting Wrench Inch	
9-44229	11mm	Socket 12 Pt. Std Metric	1/2"	9-42636	1/2"	Ratcheting Wrench Inch	
9-44233	12mm	Socket 12 Pt. Std Metric	1/2"	9-42637	9/16"	Ratcheting Wrench Inch	
9-44234	13mm	Socket 12 Pt. Std Metric	1/2"	9-42638	5/8"	Ratcheting Wrench Inch	
9-44235	14mm	Socket 12 Pt. Std Metric	1/2"	9-42639	3/4"	Ratcheting Wrench Inch	
9-44236	15mm	Socket 12 Pt. Std Metric	1/2"	9-42640	8mm	Ratcheting Wrench Metric	
9-44266	16mm	Socket 12 Pt. Std Metric	1/2"	9-42641	10mm	Ratcheting Wrench Metric	
9-44237	17mm	Socket 12 Pt. Std Metric	1/2"	9-42642	12mm	Ratcheting Wrench Metric	
9-44267	18mm	Socket 12 Pt. Std Metric	1/2"	9-42643	13mm	Ratcheting Wrench Metric	
9-47521	1/2"	Socket 12 Pt. Deep Inch	1/2"	9-42644	14mm	Ratcheting Wrench Metric	
9-47522	9/16"	Socket 12 Pt. Deep Inch	1/2"	9-42645	15mm	Ratcheting Wrench Metric	
9-47523	5/8"	Socket 12 Pt. Deep Inch	1/2"	9-42646	18mm	Ratcheting Wrench Metric	
9-47524	11/16"	Socket 12 Pt. Deep Inch	1/2"	9-44174	3/8" x 7/16"	Flare Nut Wrench Inch	
9-47525	3/4"	Socket 12 Pt. Deep Inch	1/2"	9-44171	1/2" x 9/16"	Flare Nut Wrench Inch	
9-47527	13/16"	Socket 12 Pt. Deep Inch	1/2"	9-44173	5/8" x 11/16"	Flare Nut Wrench Inch	
9-47528	7/8"	Socket 12 Pt. Deep Inch	1/2"	9-44172	3/4" x 7/8"	Flare Nut Wrench Inch	
9-47529	15/16"	Socket 12 Pt. Deep Inch	1/2"	9-44175	9 x 11mm	Flare Nut Wrench Metric	
9-47531	1"	Socket 12 Pt. Deep Inch	1/2"	9-44176	10 x 12mm	Flare Nut Wrench Metric	
9-44441	13mm	Socket 12 Pt. Deep Metric	1/2"	9-44177	13 x 14mm	Flare Nut Wrench Metric	
9-44444	14mm	Socket 12 Pt. Deep Metric	1/2"	9-44178	15 x 17mm	Flare Nut Wrench Metric	
9-44442	15mm	Socket 12 Pt. Deep Metric	1/2"	9-44475	3/8" x 7/16"	Tappet Wrench Inch	
9-44443	16mm	Socket 12 Pt. Deep Metric	1/2"	9-44471	7/16" x 17/32"	Tappet Wrench Inch	
9-44445	17mm	Socket 12 Pt. Deep Metric	1/2"	9-44472	1/2" x 9/16"	Tappet Wrench Inch	
9-44459	18mm	Socket 12 Pt. Deep Metric	1/2"	9-44473	5/8" x 11/16"	Tappet Wrench Inch	
9-44446	19mm	Socket 12 Pt. Deep Metric	1/2"	9-44474	3/4" x 7/8"	Tappet Wrench Inch	
9-44462	20mm	Socket 12 Pt. Deep Metric	1/2"	9-4376	9/16" x 5/8"	Obstruction Wrench	
9-44447	21mm	Socket 12 Pt. Deep Metric	1/2"	9-42319	10 Pc.	Combination Ignition Wrench Set Inch	
9-44814	1/2"	Full Polish Ratchet	1/2"	9-42339	10 Pc.	Combination Ignition Wrench Set Metric	
9-44133	3"	Extension Bar	1/2"	9-41977	3/16"	Nut Driver Inch	
9-44131	6"	Extension Bar	1/2"	9-41971	1/4"	Nut Driver Inch	
9-4425		Universal Joint	1/2"	9-41972	5/16"	Nut Driver Inch	
9-44201	15"	Flex T-Handle	1/2"	9-41974	3/8"	Nut Driver Inch	
9-43327	5/8"	Spark Plug Socket	1/2"	9-41975	7/16"	Nut Driver Inch	
9-44241	13/16"	Spark Plug Socket	1/2"	9-41976	1/2"	Nut Driver Inch	
9-44699	1/4"	Combination Wrench Inch		9-41981	5mm	Nut Driver Metric	
9-44691	5/16"	Combination Wrench Inch		9-41982	6mm	Nut Driver Metric	
9-44692	11/32"	Combination Wrench Inch		9-41983	7mm	Nut Driver Metric	
9-44693	3/8"	Combination Wrench Inch		9-41984	8mm	Nut Driver Metric	
9-44694	7/16"	Combination Wrench Inch		9-41985	9mm	Nut Driver Metric	
9-44695	1/2"	Combination Wrench Inch		9-41986	10mm	Nut Driver Metric	
9-44696	9/16"	Combination Wrench Inch		9-46696	20 Pc.	Hex Key Set Inch	
9-44697	5/8"	Combination Wrench Inch		9-46677	20 Pc.	Hex Key Set Metric	
9-44698	11/16"	Combination Wrench Inch		9-41293	#0 x 2-1/2"	Phillips Screwdriver	
9-44701	3/4"	Combination Wrench Inch		9-41294	#1 x 3"	Phillips Screwdriver	
9-44702	13/16"	Combination Wrench Inch		9-41295	#2 x 4"	Phillips Screwdriver	
9-44703	7/8"	Combination Wrench Inch		9-41297	#3 x 6"	Phillips Screwdriver	
9-44705	1"	Combination Wrench Inch		9-4118	#2 x 1-1/2"	Stubby Screwdriver	
9-42909	6mm	Combination Wrench Metric		9-41421	1/8" x 2"	Slotted Screwdriver	
9-42911	7mm	Combination Wrench Metric		9-41589	1/8" x 4"	Slotted Screwdriver	
9-42912	8mm	Combination Wrench Metric		9-41581	3/16" x 4"	Slotted Screwdriver	
9-42913	9mm	Combination Wrench Metric		9-41584	1/4" x 6"	Slotted Screwdriver	
9-42914	10mm	Combination Wrench Metric		9-4151	1/4" x 1-1/2"	Stubby Screwdriver	
9-42915	11mm	Combination Wrench Metric		9-45102	6"	Long Needle Nose Pliers	
				9-45378	6-3/4"	Slip Joint Pliers	

9-41200 235 Pc. Basic Field Technician Set

Part #	Size	Description	Drive	Part #	Size	Description	Drive
9-43481	5/32"	Socket 6 Pt. Std Inch	1/4"	9-43578	7/16"	Socket 6 Pt. Deep Inch	1/4"
9-43491	3/16"	Socket 6 Pt. Std Inch	1/4"	9-43589	1/2"	Socket 6 Pt. Deep Inch	1/4"
9-43492	7/32"	Socket 6 Pt. Std Inch	1/4"	9-43587	9/16"	Socket 6 Pt. Deep Inch	1/4"
9-43493	1/4"	Socket 6 Pt. Std Inch	1/4"	9-43505	4mm	Socket 6 Pt. Std Metric	1/4"
9-43494	9/32"	Socket 6 Pt. Std Inch	1/4"	9-43501	5mm	Socket 6 Pt. Std Metric	1/4"
9-43495	5/16"	Socket 6 Pt. Std Inch	1/4"	9-43511	5.5mm	Socket 6 Pt. Std Metric	1/4"
9-43496	11/32"	Socket 6 Pt. Std Inch	1/4"	9-43502	6mm	Socket 6 Pt. Std Metric	1/4"
9-43497	3/8"	Socket 6 Pt. Std Inch	1/4"	9-43503	7mm	Socket 6 Pt. Std Metric	1/4"
9-43498	7/16"	Socket 6 Pt. Std Inch	1/4"	9-43504	8mm	Socket 6 Pt. Std Metric	1/4"
9-43499	1/2"	Socket 6 Pt. Std Inch	1/4"	9-43507	9mm	Socket 6 Pt. Std Metric	1/4"
9-43480	9/16"	Socket 6 Pt. Std Inch	1/4"	9-43508	10mm	Socket 6 Pt. Std Metric	1/4"
9-43571	3/16"	Socket 6 Pt. Deep Inch	1/4"	9-43509	11mm	Socket 6 Pt. Std Metric	1/4"
9-43572	7/32"	Socket 6 Pt. Deep Inch	1/4"	9-43513	12mm	Socket 6 Pt. Std Metric	1/4"
9-43573	1/4"	Socket 6 Pt. Deep Inch	1/4"	9-43514	13mm	Socket 6 Pt. Std Metric	1/4"
9-43574	9/32"	Socket 6 Pt. Deep Inch	1/4"	9-43512	14mm	Socket 6 Pt. Std Metric	1/4"
9-43575	5/16"	Socket 6 Pt. Deep Inch	1/4"	9-44401	4mm	Socket 6 Pt. Deep Metric	1/4"
9-43576	11/32"	Socket 6 Pt. Deep Inch	1/4"	9-44402	5mm	Socket 6 Pt. Deep Metric	1/4"
9-43577	3/8"	Socket 6 Pt. Deep Inch	1/4"	9-44403	6mm	Socket 6 Pt. Deep Metric	1/4"

Set Contents

235 Pc. Basic Field Technician Set – continued

Part #	Size	Description	Drive	Part #	Size	Description	Drive
9-44404	7mm	Socket 6 Pt. Deep Metric	1/4"	9-44316	3/8" x 7/16"	Full Polish Offset Deep Box End Wrench Inch	
9-44405	8mm	Socket 6 Pt. Deep Metric	1/4"	9-44317	1/2" x 9/16"	Full Polish Offset Deep Box End Wrench Inch	
9-44406	9mm	Socket 6 Pt. Deep Metric	1/4"	9-44318	5/8" x 11/16"	Full Polish Offset Deep Box End Wrench Inch	
9-44407	10mm	Socket 6 Pt. Deep Metric	1/4"	9-44360	10 x 11mm	Full Polish Offset Deep Box End Wrench Metric	
9-44408	11mm	Socket 6 Pt. Deep Metric	1/4"	9-44361	12 x 14mm	Full Polish Offset Deep Box End Wrench Metric	
9-44409	12mm	Socket 6 Pt. Deep Metric	1/4"	9-44362	13 x 15mm	Full Polish Offset Deep Box End Wrench Metric	
9-44411	13mm	Socket 6 Pt. Deep Metric	1/4"	9-44603	8"	Adjustable Wrench	
9-44412	14mm	Socket 6 Pt. Deep Metric	1/4"	9-44571	1/4" x 5/16"	Open End Wrench Inch	
9-42681	#1	Phillips Bit Socket	1/4"	9-44572	3/8" x 7/16"	Open End Wrench Inch	
9-42682	#2	Phillips Bit Socket	1/4"	9-44579	1/2" x 9/16"	Open End Wrench Inch	
9-42691	7/32"	Slotted Bit Socket	1/4"	9-44592	9/16" x 5/8"	Open End Wrench Inch	
9-42692	1/4"	Slotted Bit Socket	1/4"	9-44582	5/8" x 3/4"	Open End Wrench Inch	
9-42661	T-15	Torx® Bit Sockets	1/4"	9-44591	11/16" x 13/16"	Open End Wrench Inch	
9-42662	T-20	Torx® Bit Sockets	1/4"	9-44584	3/4" x 7/8"	Open End Wrench Inch	
9-42663	T-25	Torx® Bit Sockets	1/4"	9-44502	6 x 8mm	Open End Wrench Metric	
9-44807	1/4"	Quick Release Teardrop Ratchet	1/4"	9-44503	7 x 9mm	Open End Wrench Metric	
9-43538	1-1/2"	Extension Bar	1/4"	9-44504	10 x 11mm	Open End Wrench Metric	
9-43539	3"	Extension Bar	1/4"	9-44506	12 x 14mm	Open End Wrench Metric	
9-43531	6"	Extension Bar	1/4"	9-44507	13 x 15mm	Open End Wrench Metric	
9-43532	14"	Extension Bar	1/4"	9-44521	16 x 18mm	Open End Wrench Metric	
9-43372	6"	Spinner Handle	1/4"	9-44508	17 x 19mm	Open End Wrench Metric	
9-4280		Universal Joint	1/4"	9-42320	5/32"	Combination Ignition Wrench Inch	
9-4336		Flex Extension	1/4"	9-42321	3/16"	Combination Ignition Wrench Inch	
9-42999	1/4"	Socket 6 Pt. Std. Inch	3/8"	9-42322	13/64"	Combination Ignition Wrench Inch	
9-43000	5/16"	Socket 6 Pt. Std. Inch	3/8"	9-42323	7/32"	Combination Ignition Wrench Inch	
9-43001	3/8"	Socket 6 Pt. Std. Inch	3/8"	9-42324	15/64"	Combination Ignition Wrench Inch	
9-43002	7/16"	Socket 6 Pt. Std. Inch	3/8"	9-42325	1/4"	Combination Ignition Wrench Inch	
9-43003	1/2"	Socket 6 Pt. Std. Inch	3/8"	9-42326	9/32"	Combination Ignition Wrench Inch	
9-43004	9/16"	Socket 6 Pt. Std. Inch	3/8"	9-42327	5/16"	Combination Ignition Wrench Inch	
9-43005	5/8"	Socket 6 Pt. Std. Inch	3/8"	9-42328	3/8"	Combination Ignition Wrench Inch	
9-43006	11/16"	Socket 6 Pt. Std. Inch	3/8"	9-42329	7/16"	Combination Ignition Wrench Inch	
9-43007	3/4"	Socket 6 Pt. Std. Inch	3/8"	9-42340	4mm	Combination Ignition Wrench Metric	
9-43008	13/16"	Socket 6 Pt. Std. Inch	3/8"	9-42341	4.5mm	Combination Ignition Wrench Metric	
9-43013	7/8"	Socket 6 Pt. Std. Inch	3/8"	9-42342	5mm	Combination Ignition Wrench Metric	
9-43020	15/16"	Socket 6 Pt. Std. Inch	3/8"	9-42343	5.5mm	Combination Ignition Wrench Metric	
9-43516	6mm	Socket 6 Pt. Std. Metric	3/8"	9-42344	6mm	Combination Ignition Wrench Metric	
9-43533	7mm	Socket 6 Pt. Std. Metric	3/8"	9-42345	7mm	Combination Ignition Wrench Metric	
9-43536	8mm	Socket 6 Pt. Std. Metric	3/8"	9-42346	8mm	Combination Ignition Wrench Metric	
9-43541	9mm	Socket 6 Pt. Std. Metric	3/8"	9-42347	9mm	Combination Ignition Wrench Metric	
9-43542	10mm	Socket 6 Pt. Std. Metric	3/8"	9-42348	10mm	Combination Ignition Wrench Metric	
9-43543	11mm	Socket 6 Pt. Std. Metric	3/8"	9-42349	11mm	Combination Ignition Wrench Metric	
9-43544	12mm	Socket 6 Pt. Std. Metric	3/8"	9-41977	3/16"	Nutdriver Inch	
9-43545	13mm	Socket 6 Pt. Std. Metric	3/8"	9-41971	1/4"	Nutdriver Inch	
9-43546	14mm	Socket 6 Pt. Std. Metric	3/8"	9-41972	5/16"	Nutdriver Inch	
9-43547	15mm	Socket 6 Pt. Std. Metric	3/8"	9-41974	3/8"	Nutdriver Inch	
9-43570	16mm	Socket 6 Pt. Std. Metric	3/8"	9-41975	7/16"	Nutdriver Inch	
9-43548	17mm	Socket 6 Pt. Std. Metric	3/8"	9-41976	1/2"	Nutdriver Inch	
9-43579	18mm	Socket 6 Pt. Std. Metric	3/8"	9-41981	5mm	Nutdriver Metric	
9-43549	19mm	Socket 6 Pt. Std. Metric	3/8"	9-41982	6mm	Nutdriver Metric	
9-43580	20mm	Socket 6 Pt. Std. Metric	3/8"	9-41983	7mm	Nutdriver Metric	
9-43584	21mm	Socket 6 Pt. Std. Metric	3/8"	9-41984	8mm	Nutdriver Metric	
9-43585	22mm	Socket 6 Pt. Std. Metric	3/8"	9-41985	9mm	Nutdriver Metric	
9-43333	3/8"	Socket 6 Pt. Deep Inch	3/8"	9-41986	10mm	Nutdriver Metric	
9-43331	7/16"	Socket 6 Pt. Deep Inch	3/8"	9-46754	13 Pc.	Ball End Hex Key Set Inch	
9-43332	1/2"	Socket 6 Pt. Deep Inch	3/8"	9-47755	13 Pc.	Ball End Hex Key Set Metric	
9-43334	9/16"	Socket 6 Pt. Deep Inch	3/8"	9-41293	#0 x 2-1/2"	Phillips Screwdriver	
9-43335	5/8"	Socket 6 Pt. Deep Inch	3/8"	9-41294	#1 x 3"	Phillips Screwdriver	
9-43336	11/16"	Socket 6 Pt. Deep Inch	3/8"	9-41295	#2 x 4"	Phillips Screwdriver	
9-43337	3/4"	Socket 6 Pt. Deep Inch	3/8"	9-41297	#3 x 6"	Phillips Screwdriver	
9-43338	13/16"	Socket 6 Pt. Deep Inch	3/8"	9-41025		Phillips Screw Starter	
9-43339	7/8"	Socket 6 Pt. Deep Inch	3/8"	9-41589	1/8" x 4"	Slotted Screwdriver	
9-44425	9mm	Socket 6 Pt. Deep Metric	3/8"	9-41581	3/16" x 4"	Slotted Screwdriver	
9-44426	10mm	Socket 6 Pt. Deep Metric	3/8"	9-41584	1/4" x 6"	Slotted Screwdriver	
9-44427	11mm	Socket 6 Pt. Deep Metric	3/8"	9-41585	1/4" x 12"	Slotted Screwdriver	
9-44428	12mm	Socket 6 Pt. Deep Metric	3/8"	9-41024		Slotted Screw Starter	
9-44429	13mm	Socket 6 Pt. Deep Metric	3/8"	9-45102	6"	Long Needle Nose	
9-44431	14mm	Socket 6 Pt. Deep Metric	3/8"	9-45174	4-1/2"	Bent Needle Nose	
9-44432	15mm	Socket 6 Pt. Deep Metric	3/8"	9-45104	6"	Bent Needle Nose	
9-44433	16mm	Socket 6 Pt. Deep Metric	3/8"	9-45173	4-1/2"	Long Needle Nose	
9-44434	17mm	Socket 6 Pt. Deep Metric	3/8"	9-45171	4"	Needle Nose	
9-44369	#1	Phillips Bit Socket	3/8"	9-45172	5"	Mini Diagonal Cutting	
9-44371	#2	Phillips Bit Socket	3/8"	9-45077	5"	Diagonal Cutting	
9-44372	#3	Phillips Bit Socket	3/8"	9-45378	6-3/4"	Slip Joint	
9-44373	#4	Phillips Bit Socket	3/8"	9-45385	7"	Arc Joint	
9-42651	.030 x 7/32"	Slotted Bit Socket	3/8"	9-38292	12 oz.	Plastic Tip Hammer	
9-42653	.055 x 3/8"	Slotted Bit Socket	3/8"	9-38463	8 oz.	Ball Pein Hammer	
9-42652	.039 x 9/32"	Slotted Bit Socket	3/8"	9-40811	36 Blade	Combination Gauge	
9-42664	T-30	Torx® Bit Socket	3/8"	9-4319		Cotter Key Extractor	
9-42665	T-40	Torx® Bit Socket	3/8"	9-41322	23"	Flex Pick-Up Tool	
9-42666	T-45	Torx® Bit Socket	3/8"	9-41028		Scratch Awl	
9-42667	T-50	Torx® Bit Socket	3/8"	9-47696		Circuit Tester	
9-44808	3/8"	Quick Release Teardrop Ratchet	3/8"	9-42901	5/32" x 7"	Line Up Punch	
9-43537	1-1/2"	Extension Bar	3/8"	9-41603	2-1/4"	Inspection Mirror	
9-44264	3"	Extension Bar	3/8"	9-4513	5"	Ignition Pliers	
9-44261	6"	Extension Bar	3/8"	9-43275	12"	Curved Pry Bar	
9-44262	10"	Extension Bar	3/8"	9-42862	1/2" x 6"	Center Punch	
9-4256	3/8" - 1/4"	Socket Adapter	3/8"	9-42881	1/16"	Pin Punch	
9-4435		Universal Joint	3/8"				

9-41203 145 Pc. Basic Field Technician Set

Part #	Size	Description	Drive	Part #	Size	Description	Drive
9-43481	5/32"	Socket 6 Pt. Std Inch	1/4"	9-43548	17mm	Socket 6 Pt. Std Metric	3/8"
9-43491	3/16"	Socket 6 Pt. Std Inch	1/4"	9-43579	18mm	Socket 6 Pt. Std Metric	3/8"
9-43492	7/32"	Socket 6 Pt. Std Inch	1/4"	9-43549	19mm	Socket 6 Pt. Std Metric	3/8"
9-43493	1/4"	Socket 6 Pt. Std Inch	1/4"	9-42664	T-30	Torx® Bit Socket	3/8"
9-43494	9/32"	Socket 6 Pt. Std Inch	1/4"	9-42665	T-40	Torx® Bit Socket	3/8"
9-43495	5/16"	Socket 6 Pt. Std Inch	1/4"	9-42666	T-45	Torx® Bit Socket	3/8"
9-43496	11/32"	Socket 6 Pt. Std Inch	1/4"	9-44808	3/8"	Quick Release Teardrop Ratchet	3/8"
9-43497	3/8"	Socket 6 Pt. Std Inch	1/4"	9-43537	1-1/2"	Extension Bar	3/8"
9-43498	7/16"	Socket 6 Pt. Std Inch	1/4"	9-44264	3"	Extension Bar	3/8"
9-43499	1/2"	Socket 6 Pt. Std Inch	1/4"	9-44261	6"	Extension Bar	3/8"
9-43480	9/16"	Socket 6 Pt. Std Inch	1/4"	9-4435		Universal Joint	3/8"
9-43571	3/16"	Socket 6 Pt. Deep Inch	1/4"	9-44316	3/8" x 7/16"	Full Polish Offset Deep Box End Wrench Inch	
9-43572	7/32"	Socket 6 Pt. Deep Inch	1/4"	9-44317	1/2" x 9/16"	Full Polish Offset Deep Box End Wrench Inch	
9-43573	1/4"	Socket 6 Pt. Deep Inch	1/4"	9-44318	5/8" x 11/16"	Full Polish Offset Deep Box End Wrench Inch	
9-43574	9/32"	Socket 6 Pt. Deep Inch	1/4"	9-44360	10 x 11mm	Full Polish Offset Deep Box End Wrench Metric	
9-43575	5/16"	Socket 6 Pt. Deep Inch	1/4"	9-44361	12 x 14mm	Full Polish Offset Deep Box End Wrench Metric	
9-43576	11/32"	Socket 6 Pt. Deep Inch	1/4"	9-44362	13 x 15mm	Full Polish Offset Deep Box End Wrench Metric	
9-43577	3/8"	Socket 6 Pt. Deep Inch	1/4"	9-44571	1/4" x 5/16"	Open End Wrench Inch	
9-43578	7/16"	Socket 6 Pt. Deep Inch	1/4"	9-44572	3/8" x 7/16"	Open End Wrench Inch	
9-43589	1/2"	Socket 6 Pt. Deep Inch	1/4"	9-44579	1/2" x 9/16"	Open End Wrench Inch	
9-43505	4mm	Socket 6 Pt. Std Metric	1/4"	9-44582	5/8" x 3/4"	Open End Wrench Inch	
9-43511	5mm	Socket 6 Pt. Std Metric	1/4"	9-44591	11/16" x 13/16"	Open End Wrench Inch	
9-43502	6mm	Socket 6 Pt. Std Metric	1/4"	9-44503	7 x 9mm	Open End Wrench Metric	
9-43503	7mm	Socket 6 Pt. Std Metric	1/4"	9-44504	10 x 11mm	Open End Wrench Metric	
9-43504	8mm	Socket 6 Pt. Std Metric	1/4"	9-44506	12 x 14mm	Open End Wrench Metric	
9-43507	9mm	Socket 6 Pt. Std Metric	1/4"	9-44507	13 x 15mm	Open End Wrench Metric	
9-43508	10mm	Socket 6 Pt. Std Metric	1/4"	9-44508	17 x 19mm	Open End Wrench Metric	
9-43509	11mm	Socket 6 Pt. Std Metric	1/4"	9-42320	5/32"	Combination Ignition Wrench Inch	
9-43513	12mm	Socket 6 Pt. Std Metric	1/4"	9-42321	3/16"	Combination Ignition Wrench Inch	
9-43514	13mm	Socket 6 Pt. Std Metric	1/4"	9-42322	13/64"	Combination Ignition Wrench Inch	
9-43512	14mm	Socket 6 Pt. Std Metric	1/4"	9-42323	7/32"	Combination Ignition Wrench Inch	
9-44401	4mm	Socket 6 Pt. Deep Metric	1/4"	9-42324	15/64"	Combination Ignition Wrench Inch	
9-44402	5mm	Socket 6 Pt. Deep Metric	1/4"	9-42325	1/4"	Combination Ignition Wrench Inch	
9-44403	6mm	Socket 6 Pt. Deep Metric	1/4"	9-42326	9/32"	Combination Ignition Wrench Inch	
9-44404	7mm	Socket 6 Pt. Deep Metric	1/4"	9-42327	5/16"	Combination Ignition Wrench Inch	
9-44405	8mm	Socket 6 Pt. Deep Metric	1/4"	9-42328	3/8"	Combination Ignition Wrench Inch	
9-44406	9mm	Socket 6 Pt. Deep Metric	1/4"	9-42329	7/16"	Combination Ignition Wrench Inch	
9-44407	10mm	Socket 6 Pt. Deep Metric	1/4"	9-42340	4mm	Combination Ignition Wrench Metric	
9-44408	11mm	Socket 6 Pt. Deep Metric	1/4"	9-42341	4.5mm	Combination Ignition Wrench Metric	
9-44409	12mm	Socket 6 Pt. Deep Metric	1/4"	9-42342	5mm	Combination Ignition Wrench Metric	
9-42661	T-15	Torx® Bit Socket	1/4"	9-42343	5.5mm	Combination Ignition Wrench Metric	
9-42662	T-20	Torx® Bit Socket	1/4"	9-42344	6mm	Combination Ignition Wrench Metric	
9-42663	T-25	Torx® Bit Socket	1/4"	9-42345	7mm	Combination Ignition Wrench Metric	
9-44807	1/4"	Quick Release Teardrop Ratchet	1/4"	9-42346	8mm	Combination Ignition Wrench Metric	
9-43538	1-1/2"	Extension Bar	1/4"	9-42347	9mm	Combination Ignition Wrench Metric	
9-43539	3"	Extension Bar	1/4"	9-42348	10mm	Combination Ignition Wrench Metric	
9-43531	6"	Extension Bar	1/4"	9-42349	11mm	Combination Ignition Wrench Metric	
9-43372	6"	Spinner Handle	1/4"	9-46756	14 Pc.	Ball End Hex Key Set	
9-4280		Universal Joint	1/4"	9-41293	#0 x 2-1/2"	Phillips Screwdriver	
9-43001	3/8"	Socket 6 Pt. Std Inch	3/8"	9-41294	#1 x 3"	Phillips Screwdriver	
9-43002	7/16"	Socket 6 Pt. Std Inch	3/8"	9-41295	#2 x 4"	Phillips Screwdriver	
9-43003	1/2"	Socket 6 Pt. Std Inch	3/8"	9-4118	#2 x 1-1/2"	Phillips Screwdriver	
9-43004	9/16"	Socket 6 Pt. Std Inch	3/8"	9-41589	1/8" x 4"	Slotted Screwdriver	
9-43005	5/8"	Socket 6 Pt. Std Inch	3/8"	9-41577	3/16" x 6"	Slotted Screwdriver	
9-43006	11/16"	Socket 6 Pt. Std Inch	3/8"	9-41585	1/4" x 1-1/2"	Slotted Screwdriver	
9-43007	3/4"	Socket 6 Pt. Std Inch	3/8"	9-4151	1/4" x 12"	Slotted Screwdriver	
9-43008	13/16"	Socket 6 Pt. Std Inch	3/8"	9-45174	6"	Long Needle Nose Pliers	
9-43013	7/8"	Socket 6 Pt. Std Inch	3/8"	9-45102	4-1/2"	Bent Needle Nose Pliers	
9-43020	15/16"	Socket 6 Pt. Std Inch	3/8"	9-45077	5"	Diagonal Cutting Pliers	
9-43542	10mm	Socket 6 Pt. Std Metric	3/8"	9-45378	6-3/4"	Slip Joint Pliers	
9-43543	11mm	Socket 6 Pt. Std Metric	3/8"	9-4513	5"	Ignition Pliers	
9-43544	12mm	Socket 6 Pt. Std Metric	3/8"	9-38463	8 oz.	Ball Pein Hammer	
9-43545	13mm	Socket 6 Pt. Std Metric	3/8"	9-41322	23"	Flex Pick-Up Tool	
9-43546	14mm	Socket 6 Pt. Std Metric	3/8"	9-41028		Scratch Awl	
9-43547	15mm	Socket 6 Pt. Std Metric	3/8"	9-47696		Circuit Tester	
9-43570	16mm	Socket 6 Pt. Std Metric	3/8"	9-41603	2-1/4"	Inspection Mirror	

9-41206 96 Pc. Basic Field Technician Set

Part #	Size	Description	Drive	Part #	Size	Description	Drive
9-43481	5/32"	Socket 6 Pt. Std Inch	1/4"	9-43575	5/16"	Socket 6 Pt. Deep Inch	1/4"
9-43491	3/16"	Socket 6 Pt. Std Inch	1/4"	9-43576	11/32"	Socket 6 Pt. Deep Inch	1/4"
9-43492	7/32"	Socket 6 Pt. Std Inch	1/4"	9-43577	3/8"	Socket 6 Pt. Deep Inch	1/4"
9-43493	1/4"	Socket 6 Pt. Std Inch	1/4"	9-43578	7/16"	Socket 6 Pt. Deep Inch	1/4"
9-43494	9/32"	Socket 6 Pt. Std Inch	1/4"	9-43589	1/2"	Socket 6 Pt. Deep Inch	1/4"
9-43495	5/16"	Socket 6 Pt. Std Inch	1/4"	9-42661	T-15	Torx® Bit Sockets	1/4"
9-43496	11/32"	Socket 6 Pt. Std Inch	1/4"	9-42662	T-20	Torx® Bit Sockets	1/4"
9-43497	3/8"	Socket 6 Pt. Std Inch	1/4"	9-42663	T-25	Torx® Bit Sockets	1/4"
9-43498	7/16"	Socket 6 Pt. Std Inch	1/4"	9-44807	1/4"	Quick Release Teardrop Ratchet	1/4"
9-43499	1/2"	Socket 6 Pt. Std Inch	1/4"	9-43539	3"	3" Extension Bar	1/4"
9-43480	9/16"	Socket 6 Pt. Std Inch	1/4"	9-43531	6"	6" Extension Bar	1/4"
9-43571	3/16"	Socket 6 Pt. Deep Inch	1/4"	9-43372	6"	6" Spinner Handle	1/4"
9-43572	7/32"	Socket 6 Pt. Deep Inch	1/4"	9-4280		Universal Joint	1/4"
9-43573	1/4"	Socket 6 Pt. Deep Inch	1/4"	9-42999	1/4"	Socket 6 Pt. Std Inch	3/8"
9-43574	9/32"	Socket 6 Pt. Deep Inch	1/4"	9-43000	5/16"	Socket 6 Pt. Std Inch	3/8"

Set Contents

96 Pc. Basic Field Technician Set – continued

Part #	Size	Description	Drive	Part #	Size	Description	Drive
9-43001	3/8"	Socket 6 Pt. Std Inch	3/8"	9-42324	15/64"	Combination Ignition Wrench Inch	
9-43002	7/16"	Socket 6 Pt. Std Inch	3/8"	9-42325	1/4"	Combination Ignition Wrench Inch	
9-43003	1/2"	Socket 6 Pt. Std Inch	3/8"	9-42326	9/32"	Combination Ignition Wrench Inch	
9-43004	9/16"	Socket 6 Pt. Std Inch	3/8"	9-42327	5/16"	Combination Ignition Wrench Inch	
9-43005	5/8"	Socket 6 Pt. Std Inch	3/8"	9-42328	3/8"	Combination Ignition Wrench Inch	
9-43006	11/16"	Socket 6 Pt. Std Inch	3/8"	9-42329	7/16"	Combination Ignition Wrench Inch	
9-43007	3/4"	Socket 6 Pt. Std Inch	3/8"	9-46756	14 Pc.	Ball End Hex Key Set	
9-43008	13/16"	Socket 6 Pt. Std Inch	3/8"	9-41294	#1 x 3"	Phillips Screwdriver	
9-43013	7/8"	Socket 6 Pt. Std Inch	3/8"	9-41295	#2 x 4"	Phillips Screwdriver	
9-44808	3/8"	Quick Release Teardrop Ratchet	3/8"	9-4118	#2 x 1-1/2"	Phillips Screwdriver	
9-43537	1-1/2"	Extension Bar	3/8"	9-41589	1/8" x 4"	Slotted Screwdriver	
9-44264	3"	Extension Bar	3/8"	9-41577	3/16" x 6"	Slotted Screwdriver	
9-44261	6"	Extension Bar	3/8"	9-4151	1/4" x 1-1/2"	Slotted Screwdriver	
9-4435		Universal Joint	3/8"	9-41314	Offset	Slotted Screwdriver	
9-44316	3/8" x 7/16"	Full Polish Offset Deep Box End Wrench Inch		9-41316	Offset	Slotted Screwdriver	
9-44317	1/2" x 9/16"	Full Polish Offset Deep Box End Wrench Inch		9-41473	T-10	Torx® Screwdriver	
9-44318	5/8" x 11/16"	Full Polish Offset Deep Box End Wrench Inch		9-41474	T-15	Torx® Screwdriver	
9-44571	1/4" x 5/16"	Open End Wrench Inch		9-41475	T-20	Torx® Screwdriver	
9-44582	5/8" x 3/4"	Open End Wrench Inch		9-45102	6"	Long Needle Nose Pliers	
9-44572	3/8" x 7/16"	Open End Wrench Inch		9-45077	5"	Diagonal Cutting Pliers	
9-44579	1/2" x 9/16"	Open End Wrench Inch		9-45378	6-3/4"	Slip Joint Pliers	
9-44584	3/4" x 7/8"	Open End Wrench Inch		9-38463	8 oz.	Ball Pein Hammer	
9-44591	11/16" x 13/16"	Open End Wrench Inch		9-41322	23"	Flex Pick-Up Tool	
9-42320	5/32"	Combination Ignition Wrench Inch		9-41028		Scratch Awl	
9-42321	3/16"	Combination Ignition Wrench Inch		9-47696		Circuit Tester	
9-42322	13/64"	Combination Ignition Wrench Inch		9-41603	2-1/4"	Inspection Mirror	
9-42323	7/32"	Combination Ignition Wrench Inch					

9-46378 88 Pc. Standard Mechanic's Tool Set

Part #	Size	Description	Drive	Part #	Size	Description	Drive
9-43481	5/32"	Socket 6 Pt. Std Inch	1/4"	9-44811	3/8"	QR Ratchet	3/8"
9-43491	3/16"	Socket 6 Pt. Std Inch	1/4"	9-44264	3"	Extension Bar	3/8"
9-43492	7/32"	Socket 6 Pt. Std Inch	1/4"	9-44261	6"	Extension Bar	3/8"
9-43493	1/4"	Socket 6 Pt. Std Inch	1/4"	9-47501	7/16"	Socket 12pt Std	1/2"
9-43494	9/32"	Socket 6 Pt. Std Inch	1/4"	9-47502	1/2"	Socket 12pt Std	1/2"
9-43495	5/16"	Socket 6 Pt. Std Inch	1/4"	9-47503	9/16"	Socket 12pt Std	1/2"
9-43496	11/32"	Socket 6 Pt. Std Inch	1/4"	9-47505	5/8"	Socket 12pt Std	1/2"
9-43497	3/8"	Socket 6 Pt. Std Inch	1/4"	9-47507	11/16"	Socket 12pt Std	1/2"
9-43498	7/16"	Socket 6 Pt. Std Inch	1/4"	9-47508	3/4"	Socket 12pt Std	1/2"
9-43499	1/2"	Socket 6 Pt. Std Inch	1/4"	9-47511	13/16"	Socket 12pt Std	1/2"
9-44807	1/4"	QR Ratchet	1/4"	9-47512	7/8"	Socket 12pt Std	1/2"
9-43538	1-1/2"	Extension Bar	1/4"	9-47513	15/16"	Socket 12pt Std	1/2"
9-43539	3"	Extension Bar	1/4"	9-47514	1"	Socket 12pt Std	1/2"
9-44331	3/8"	Socket 12 Pt. Std Inch	3/8"	9-44809	1/2"	QR Ratchet	1/2"
9-44332	7/16"	Socket 12 Pt. Std Inch	3/8"	9-44133	3"	Extension Bar	1/2"
9-44333	1/2"	Socket 12 Pt. Std Inch	3/8"	9-44131	6"	Extension Bar	1/2"
9-44334	9/16"	Socket 12 Pt. Std Inch	3/8"	9-44694	7/16"	Combination Wrench Inch	
9-44335	5/8"	Socket 12 Pt. Std Inch	3/8"	9-44695	1/2"	Combination Wrench Inch	
9-44336	11/16"	Socket 12 Pt. Std Inch	3/8"	9-44696	9/16"	Combination Wrench Inch	
9-44337	3/4"	Socket 12 Pt. Std Inch	3/8"	9-44697	5/8"	Combination Wrench Inch	
9-44338	13/16"	Socket 12 Pt. Std Inch	3/8"	9-44698	11/16"	Combination Wrench Inch	
9-43333	3/8"	Socket 6 Pt. Deep Inch	3/8"	9-44701	3/4"	Combination Wrench Inch	
9-43331	7/16"	Socket 6 Pt. Deep Inch	3/8"	9-42319	10 Pc.	Combination Ignition Wrench Set Inch	
9-43332	1/2"	Socket 6 Pt. Deep Inch	3/8"	9-41294	#1 x 3"	Phillips Screwdriver	
9-43334	9/16"	Socket 6 Pt. Deep Inch	3/8"	9-41295	#2 x 4"	Phillips Screwdriver	
9-43335	5/8"	Socket 6 Pt. Deep Inch	3/8"	9-41581	3/16" x 4"	Slotted Screwdriver	
9-43336	11/16"	Socket 6 Pt. Deep Inch	3/8"	9-41584	1/4" x 6"	Slotted Screwdriver	
9-43337	3/4"	Socket 6 Pt. Deep Inch	3/8"	9-46696	20 Pc.	Hex Key Set Inch	
9-43338	13/16"	Socket 6 Pt. Deep Inch	3/8"	9-42861		Center Punch	
9-43324	5/8"	Socket 6 Pt. Deep Inch	3/8"	9-42884		Pin Punch	

9-46379 88 Pc. Metric Mechanic's Tool Set

Part #	Size	Description	Drive	Part #	Size	Description	Drive
9-43505	4mm	Socket 6 Pt. Std Metric	1/4"	9-44426	10mm	Socket 6 Pt. Deep Metric	3/8"
9-43501	5mm	Socket 6 Pt. Std Metric	1/4"	9-44428	12mm	Socket 6 Pt. Deep Metric	3/8"
9-43502	6mm	Socket 6 Pt. Std Metric	1/4"	9-44429	13mm	Socket 6 Pt. Deep Metric	3/8"
9-43503	7mm	Socket 6 Pt. Std Metric	1/4"	9-44431	14mm	Socket 6 Pt. Deep Metric	3/8"
9-43504	8mm	Socket 6 Pt. Std Metric	1/4"	9-44432	15mm	Socket 6 Pt. Deep Metric	3/8"
9-43507	9mm	Socket 6 Pt. Std Metric	1/4"	9-44434	17mm	Socket 6 Pt. Deep Metric	3/8"
9-43508	10mm	Socket 6 Pt. Std Metric	1/4"	9-44435	18mm	Socket 6 Pt. Deep Metric	3/8"
9-43509	11mm	Socket 6 Pt. Std Metric	1/4"	9-44436	19mm	Socket 6 Pt. Deep Metric	3/8"
9-43513	12mm	Socket 6 Pt. Std Metric	1/4"	9-43324	5/8"	Spark Plug Socket	3/8"
9-43514	13mm	Socket 6 Pt. Std Metric	1/4"	9-44811	3/8"	QR Ratchet	3/8"
9-44807	1/4"	QR Ratchet	1/4"	9-44264	3"	Extension Bar	3/8"
9-43538	1-1/2"	Extension Bar	1/4"	9-44261	6"	Extension Bar	3/8"
9-43539	3"	Extension Bar	1/4"	9-44232	10mm	Socket 12pt Std Metric	1/2"
9-44302	10mm	Socket 12 Pt. Std Metric	3/8"	9-44233	12mm	Socket 12pt Std Metric	1/2"
9-44303	12mm	Socket 12 Pt. Std Metric	3/8"	9-44234	13mm	Socket 12pt Std Metric	1/2"
9-44304	13mm	Socket 12 Pt. Std Metric	3/8"	9-44235	14mm	Socket 12pt Std Metric	1/2"
9-44305	14mm	Socket 12 Pt. Std Metric	3/8"	9-44236	15mm	Socket 12pt Std Metric	1/2"
9-44306	15mm	Socket 12 Pt. Std Metric	3/8"	9-44266	16mm	Socket 12pt Std Metric	1/2"
9-44307	17mm	Socket 12 Pt. Std Metric	3/8"	9-44237	17mm	Socket 12pt Std Metric	1/2"
9-44312	18mm	Socket 12 Pt. Std Metric	3/8"	9-44267	18mm	Socket 12pt Std Metric	1/2"
9-44308	19mm	Socket 12 Pt. Std Metric	3/8"	9-44238	19mm	Socket 12pt Std Metric	1/2"

88 Pc. Metric Mechanic's Tool Set – continued

Part #	Size	Description	Drive	Part #	Size	Description	Drive
9-44239	22mm	Socket 12pt Std Metric	1/2"	9-42925	18mm	Combination Wrench Metric	
9-44809	1/2"	QR Ratchet	1/2"	9-42339	10 Pc.	Combination Ignition Wrench Set Metric	
9-44133	3"	Extension Bar	1/2"	9-41294	#1 x 3"	Phillips Screwdriver	
9-44131	6"	Extension Bar	1/2"	9-41295	#2 x 4"	Phillips Screwdriver	
9-42914	10mm	Combination Wrench Metric		9-41581	3/16" x 4"	Slotted Screwdriver	
9-42916	12mm	Combination Wrench Metric		9-41584	1/4" x 6"	Slotted Screwdriver	
9-42917	13mm	Combination Wrench Metric		9-46677	20 Pc.	Hex Key Set Metric	
9-42919	15mm	Combination Wrench Metric		9-42861		Center Punch	
9-42929	17mm	Combination Wrench Metric		9-42884		Pin Punch	

9-46403 214 Pc. Mechanic's Tool Set

Part #	Size	Description	Drive	Part #	Size	Description	Drive
9-43481	5/32"	Socket 6 Pt. Std Inch	1/4"	9-46662	7/32"	Hex Bit Socket	3/8"
9-43491	3/16"	Socket 6 Pt. Std Inch	1/4"	9-46663	1/4"	Hex Bit Socket	3/8"
9-43492	7/32"	Socket 6 Pt. Std Inch	1/4"	9-46664	5/16"	Hex Bit Socket	3/8"
9-43493	1/4"	Socket 6 Pt. Std Inch	1/4"	9-46665	3/8"	Hex Bit Socket	3/8"
9-43494	9/32"	Socket 6 Pt. Std Inch	1/4"	9-44811	3/8"	QR Ratchet	3/8"
9-43495	5/16"	Socket 6 Pt. Std Inch	1/4"	9-44363	10"	Flex T-Handle	3/8"
9-43496	11/32"	Socket 6 Pt. Std Inch	1/4"	9-4435		Universal Joint	3/8"
9-43497	3/8"	Socket 6 Pt. Std Inch	1/4"	9-44271	16"	Speeder	3/8"
9-43498	7/16"	Socket 6 Pt. Std Inch	1/4"	9-4428	7"	Slide Bar	3/8"
9-43499	1/2"	Socket 6 Pt. Std Inch	1/4"	9-44264	3"	Extension Bar	3/8"
9-43571	3/16"	Socket 6 Pt. Deep Inch	1/4"	9-44261	6"	Extension Bar	3/8"
9-43572	7/32"	Socket 6 Pt. Deep Inch	1/4"	9-44262	10"	Extension Bar	3/8"
9-43573	1/4"	Socket 6 Pt. Deep Inch	1/4"	9-47501	7/16"	Socket 12 Pt. Std Inch	1/2"
9-43574	9/32"	Socket 6 Pt. Deep Inch	1/4"	9-47502	1/2"	Socket 12 Pt. Std Inch	1/2"
9-43575	5/16"	Socket 6 Pt. Deep Inch	1/4"	9-47503	9/16"	Socket 12 Pt. Std Inch	1/2"
9-43576	11/32"	Socket 6 Pt. Deep Inch	1/4"	9-47505	5/8"	Socket 12 Pt. Std Inch	1/2"
9-43577	3/8"	Socket 6 Pt. Deep Inch	1/4"	9-47507	11/16"	Socket 12 Pt. Std Inch	1/2"
9-43578	7/16"	Socket 6 Pt. Deep Inch	1/4"	9-47508	3/4"	Socket 12 Pt. Std Inch	1/2"
9-43589	1/2"	Socket 6 Pt. Deep Inch	1/4"	9-47511	13/16"	Socket 12 Pt. Std Inch	1/2"
9-42691	.030	Screwdriver Bit Socket	1/4"	9-47512	7/8"	Socket 12 Pt. Std Inch	1/2"
9-42692	.039	Screwdriver Bit Socket	1/4"	9-47513	15/16"	Socket 12 Pt. Std Inch	1/2"
9-42681	#1	Screwdriver Bit Socket	1/4"	9-47514	1"	Socket 12 Pt. Std Inch	1/2"
9-42682	#2	Screwdriver Bit Socket	1/4"	9-47515	1-1/16"	Socket 12 Pt. Std Inch	1/2"
9-42701	3/16"	Hex Bit Socket	1/4"	9-47516	1-1/8"	Socket 12 Pt. Std Inch	1/2"
9-42702	7/32"	Hex Bit Socket	1/4"	9-47521	1/2"	Socket 12 Pt. Deep Inch	1/2"
9-42703	1/4"	Hex Bit Socket	1/4"	9-47522	9/16"	Socket 12 Pt. Deep Inch	1/2"
9-42704	5/16"	Hex Bit Socket	1/4"	9-47523	5/8"	Socket 12 Pt. Deep Inch	1/2"
9-42705	3/8"	Hex Bit Socket	1/4"	9-47524	11/16"	Socket 12 Pt. Deep Inch	1/2"
9-44807	1/4"	QR Ratchet	1/4"	9-47525	3/4"	Socket 12 Pt. Deep Inch	1/2"
9-43372	6"	Spinner Handle	1/4"	9-47527	13/16"	Socket 12 Pt. Deep Inch	1/2"
9-43523	6"	Flex T-Handle	1/4"	9-47528	7/8"	Socket 12 Pt. Deep Inch	1/2"
9-4280		Universal Joint	1/4"	9-47529	15/16"	Socket 12 Pt. Deep Inch	1/2"
9-4354	4-1/2"	Slide Bar	1/4"	9-47531	1"	Socket 12 Pt. Deep Inch	1/2"
9-4336		Flex Extension	1/4"	9-47532	1-1/16"	Socket 12 Pt. Deep Inch	1/2"
9-43539	3"	Extension Bar	1/4"	9-47533	1-1/8"	Socket 12 Pt. Deep Inch	1/2"
9-43531	6"	Extension Bar	1/4"	9-44241	13/16"	Spark Plug Socket	1/2"
9-44341	1/4"	Socket 8 Pt. Std Inch	3/8"	9-44809	1/2"	QR Ratchet	1/2"
9-44342	5/16"	Socket 8 Pt. Std Inch	3/8"	9-44201	15"	Flex T-Handle	1/2"
9-44343	3/8"	Socket 8 Pt. Std Inch	3/8"	9-4425		Universal Joint	1/2"
9-44344	7/16"	Socket 8 Pt. Std Inch	3/8"	9-44151	15"	Slide Bar	1/2"
9-44345	1/2"	Socket 8 Pt. Std Inch	3/8"	9-44161	18"	Speeder	1/2"
9-44331	3/8"	Socket 12 Pt. Std Inch	3/8"	9-4458		Stud Extractor	1/2"
9-44332	7/16"	Socket 12 Pt. Std Inch	3/8"	9-44133	3"	Extension Bar	1/2"
9-44333	1/2"	Socket 12 Pt. Std Inch	3/8"	9-44131	6"	Extension Bar	1/2"
9-44334	9/16"	Socket 12 Pt. Std Inch	3/8"	9-44132	10"	Extension Bar	1/2"
9-44335	5/8"	Socket 12 Pt. Std Inch	3/8"	9-44699	1/4"	Combination Wrench Inch	
9-44336	11/16"	Socket 12 Pt. Std Inch	3/8"	9-44691	5/16"	Combination Wrench Inch	
9-44337	3/4"	Socket 12 Pt. Std Inch	3/8"	9-44692	11/32"	Combination Wrench Inch	
9-44338	13/16"	Socket 12 Pt. Std Inch	3/8"	9-44693	3/8"	Combination Wrench Inch	
9-43333	3/8"	Socket 6 Pt. Deep Inch	3/8"	9-44694	7/16"	Combination Wrench Inch	
9-43331	7/16"	Socket 6 Pt. Deep Inch	3/8"	9-44695	1/2"	Combination Wrench Inch	
9-43332	1/2"	Socket 6 Pt. Deep Inch	3/8"	9-44696	9/16"	Combination Wrench Inch	
9-43334	9/16"	Socket 6 Pt. Deep Inch	3/8"	9-44697	5/8"	Combination Wrench Inch	
9-43335	5/8"	Socket 6 Pt. Deep Inch	3/8"	9-44698	11/16"	Combination Wrench Inch	
9-43336	11/16"	Socket 6 Pt. Deep Inch	3/8"	9-44701	3/4"	Combination Wrench Inch	
9-43337	3/4"	Socket 6 Pt. Deep Inch	3/8"	9-44702	13/16"	Combination Wrench Inch	
9-43338	13/16"	Socket 6 Pt. Deep Inch	3/8"	9-44703	7/8"	Combination Wrench Inch	
9-43261	3/8"	Socket 6 Pt. Flex Inch	3/8"	9-44704	15/16"	Combination Wrench Inch	
9-43262	7/16"	Socket 6 Pt. Flex Inch	3/8"	9-44705	1"	Combination Wrench Inch	
9-43263	1/2"	Socket 6 Pt. Flex Inch	3/8"	9-44571	1/4" x 5/16"	Open End Wrench Inch	
9-43264	9/16"	Socket 6 Pt. Flex Inch	3/8"	9-44572	3/8" x 7/16"	Open End Wrench Inch	
9-43265	5/8"	Socket 6 Pt. Flex Inch	3/8"	9-44579	1/2" x 9/16"	Open End Wrench Inch	
9-43266	11/16"	Socket 6 Pt. Flex Inch	3/8"	9-44582	5/8" x 3/4"	Open End Wrench Inch	
9-43267	3/4"	Socket 6 Pt. Flex Inch	3/8"	9-44591	11/16" x 13/16"	Open End Wrench Inch	
9-43324	5/8"	Spark Plug Socket	3/8"	9-44584	3/4" x 7/8"	Open End Wrench Inch	
9-43325	13/16"	Spark Plug Socket	3/8"	9-44585	5/16" x 1"	Open End Wrench Inch	
9-42651	.030	Screwdriver Bit Socket	3/8"	9-44586	1-1/16" x 1-1/8"	Open End Wrench Inch	
9-42652	.039	Screwdriver Bit Socket	3/8"	9-43866	3/8" x 7/16"	Short Box Wrench Inch	
9-42653	.055	Screwdriver Bit Socket	3/8"	9-43864	1/2" x 9/16"	Short Box Wrench Inch	
9-44371	#2	Screwdriver Bit Socket	3/8"	9-43865	5/8" x 3/4"	Short Box Wrench Inch	
9-44372	#3	Screwdriver Bit Socket	3/8"	9-44174	3/8" x 7/16"	Flare Nut Wrench Inch	
9-47373	#4	Screwdriver Bit Socket	3/8"	9-44171	1/2" x 9/16"	Flare Nut Wrench Inch	
9-46669	5/32"	Hex Bit Socket	3/8"	9-44173	5/8" x 11/16"	Flare Nut Wrench Inch	
9-46661	3/16"	Hex Bit Socket	3/8"	9-44172	3/4" x 7/8"	Flare Nut Wrench Inch	

Set Contents

214 Pc. Mechanic's Tool Set – continued

Part #	Size	Description	Drive	Part #	Size	Description	Drive
9-44475	3/8" x 7/16"	Flare Nut Wrench Inch		9-41297	#3 x 6"	Phillips Screwdriver	
9-44471	7/16" x 17/32"	Flare Nut Wrench Inch		9-46696	20 Pc.	Hex Key Set Inch	
9-44472	1/2" x 9/16"	Flare Nut Wrench Inch		9-31205		Ignition File	
9-44473	5/8" x 11/16"	Flare Nut Wrench Inch		9-4112		Offset Screwdriver	
9-44474	3/4" x 7/8"	Flare Nut Wrench Inch		9-38464	12 oz.	Ball Pein Hammer	
9-42319	10 Pc.	Combination Ignition Wrench Set Inch		9-40811		Ignition Gauge	
9-44778	8 Pc.	Open End Ignition Wrench Set Inch		9-42892		Rolling Wedge Bar	
9-41581	3/16" x 4"	Slotted Screwdriver		9-4301	5 Pc.	Punch & Chisel Set	
9-41584	1/4" x 6"	Slotted Screwdriver		9-4319		Cotter Key Extractor	
9-41587	5/16" x 8"	Slotted Screwdriver		9-45378	6-3/4"	Slip Joint Pliers	
9-4151	1/4" x 1-1/2"	Stubby Slotted Screwdriver		9-45381	9-1/2"	Arc Joint Pliers	
9-41294	#1 x 3"	Phillips Screwdriver		9-4513	5"	Ignition Pliers	
9-41295	#2 x 4"	Phillips Screwdriver		9-45496		Brake Adjusting Tool	
9-4118	#2 x 1-1/2"	Stubby Phillips Screwdriver					

9-46572 213 Pc. Mechanic's Tool Set

Part #	Size	Description	Drive	Part #	Size	Description	Drive
9-43481	5/32"	Socket 6 Pt. Std Inch	1/4"	9-43548	17mm	Socket 6 Pt. Std Metric	3/8"
9-43491	3/16"	Socket 6 Pt. Std Inch	1/4"	9-43579	18mm	Socket 6 Pt. Std Metric	3/8"
9-43492	7/32"	Socket 6 Pt. Std Inch	1/4"	9-43549	19mm	Socket 6 Pt. Std Metric	3/8"
9-43493	1/4"	Socket 6 Pt. Std Inch	1/4"	9-43580	20mm	Socket 6 Pt. Std Metric	3/8"
9-43494	9/32"	Socket 6 Pt. Std Inch	1/4"	9-43584	21mm	Socket 6 Pt. Std Metric	3/8"
9-43495	5/16"	Socket 6 Pt. Std Inch	1/4"	9-43585	22mm	Socket 6 Pt. Std Metric	3/8"
9-43496	11/32"	Socket 6 Pt. Std Inch	1/4"	9-44304	13mm	Socket 12 Pt. Std Metric	3/8"
9-43497	3/8"	Socket 6 Pt. Std Inch	1/4"	9-44305	14mm	Socket 12 Pt. Std Metric	3/8"
9-43498	7/16"	Socket 6 Pt. Std Inch	1/4"	9-44306	15mm	Socket 12 Pt. Std Metric	3/8"
9-43499	1/2"	Socket 6 Pt. Std Inch	1/4"	9-44311	16mm	Socket 12 Pt. Std Metric	3/8"
9-43480	9/16"	Socket 6 Pt. Std Inch	1/4"	9-44307	17mm	Socket 12 Pt. Std Metric	3/8"
9-43505	4mm	Socket 6 Pt. Std Metric	1/4"	9-44312	18mm	Socket 12 Pt. Std Metric	3/8"
9-43501	5mm	Socket 6 Pt. Std Metric	1/4"	9-44308	19mm	Socket 12 Pt. Std Metric	3/8"
9-43511	5.5mm	Socket 6 Pt. Std Metric	1/4"	9-44314	21mm	Socket 12 Pt. Std Metric	3/8"
9-43502	6mm	Socket 6 Pt. Std Metric	1/4"	9-43333	3/8"	Socket 6 Pt. Deep Inch	3/8"
9-43503	7mm	Socket 6 Pt. Std Metric	1/4"	9-43331	7/16"	Socket 6 Pt. Deep Inch	3/8"
9-43504	8mm	Socket 6 Pt. Std Metric	1/4"	9-43332	1/2"	Socket 6 Pt. Deep Inch	3/8"
9-43507	9mm	Socket 6 Pt. Std Metric	1/4"	9-43334	9/16"	Socket 6 Pt. Deep Inch	3/8"
9-43508	10mm	Socket 6 Pt. Std Metric	1/4"	9-43335	5/8"	Socket 6 Pt. Deep Inch	3/8"
9-43509	11mm	Socket 6 Pt. Std Metric	1/4"	9-43336	11/16"	Socket 6 Pt. Deep Inch	3/8"
9-43513	12mm	Socket 6 Pt. Std Metric	1/4"	9-43337	3/4"	Socket 6 Pt. Deep Inch	3/8"
9-43514	13mm	Socket 6 Pt. Std Metric	1/4"	9-44425	9mm	Socket 6 Pt. Deep Metric	3/8"
9-43512	14mm	Socket 6 Pt. Std Metric	1/4"	9-44426	10mm	Socket 6 Pt. Deep Metric	3/8"
9-43571	3/16"	Socket 6 Pt. Deep Inch	1/4"	9-44427	11mm	Socket 6 Pt. Deep Metric	3/8"
9-43572	7/32"	Socket 6 Pt. Deep Inch	1/4"	9-44428	12mm	Socket 6 Pt. Deep Metric	3/8"
9-43573	1/4"	Socket 6 Pt. Deep Inch	1/4"	9-44429	13mm	Socket 6 Pt. Deep Metric	3/8"
9-43574	9/32"	Socket 6 Pt. Deep Inch	1/4"	9-44431	14mm	Socket 6 Pt. Deep Metric	3/8"
9-43575	5/16"	Socket 6 Pt. Deep Inch	1/4"	9-44432	15mm	Socket 6 Pt. Deep Metric	3/8"
9-43576	11/32"	Socket 6 Pt. Deep Inch	1/4"	9-44433	16mm	Socket 6 Pt. Deep Metric	3/8"
9-43577	3/8"	Socket 6 Pt. Deep Inch	1/4"	9-44811	3/8"	QR Ratchet	3/8"
9-43578	7/16"	Socket 6 Pt. Deep Inch	1/4"	9-44264	3"	Extension Bar	3/8"
9-43589	1/2"	Socket 6 Pt. Deep Inch	1/4"	9-44261	6"	Extension Bar	3/8"
9-43587	9/16"	Socket 6 Pt. Deep Inch	1/4"	9-43324	5/8"	Spark Plug Socket	3/8"
9-44401	4mm	Socket 6 Pt. Deep Metric	1/4"	9-47501	7/16"	Socket 12 Pt. Std Inch	1/2"
9-44402	5mm	Socket 6 Pt. Deep Metric	1/4"	9-47502	1/2"	Socket 12 Pt. Std Inch	1/2"
9-44403	6mm	Socket 6 Pt. Deep Metric	1/4"	9-47503	9/16"	Socket 12 Pt. Std Inch	1/2"
9-44404	7mm	Socket 6 Pt. Deep Metric	1/4"	9-47505	5/8"	Socket 12 Pt. Std Inch	1/2"
9-44405	8mm	Socket 6 Pt. Deep Metric	1/4"	9-47507	11/16"	Socket 12 Pt. Std Inch	1/2"
9-44406	9mm	Socket 6 Pt. Deep Metric	1/4"	9-47508	3/4"	Socket 12 Pt. Std Inch	1/2"
9-44407	10mm	Socket 6 Pt. Deep Metric	1/4"	9-47511	13/16"	Socket 12 Pt. Std Inch	1/2"
9-44408	11mm	Socket 6 Pt. Deep Metric	1/4"	9-47512	7/8"	Socket 12 Pt. Std Inch	1/2"
9-44409	12mm	Socket 6 Pt. Deep Metric	1/4"	9-47513	15/16"	Socket 12 Pt. Std Inch	1/2"
9-44411	13mm	Socket 6 Pt. Deep Metric	1/4"	9-47514	1"	Socket 12 Pt. Std Inch	1/2"
9-44412	14mm	Socket 6 Pt. Deep Metric	1/4"	9-47515	1-1/16"	Socket 12 Pt. Std Inch	1/2"
9-44807	1/4"	QR Ratchet	1/4"	9-47516	1-1/8"	Socket 12 Pt. Std Inch	1/2"
9-42999	1/4"	Socket 6 Pt. Std Inch	3/8"	9-47517	1-1/4"	Socket 12 Pt. Std Inch	1/2"
9-43000	5/16"	Socket 6 Pt. Std Inch	3/8"	9-44236	15mm	Socket 12 Pt. Std Metric	1/2"
9-43001	3/8"	Socket 6 Pt. Std Inch	3/8"	9-44266	16mm	Socket 12 Pt. Std Metric	1/2"
9-43002	7/16"	Socket 6 Pt. Std Inch	3/8"	9-44237	17mm	Socket 12 Pt. Std Metric	1/2"
9-43003	1/2"	Socket 6 Pt. Std Inch	3/8"	9-44267	18mm	Socket 12 Pt. Std Metric	1/2"
9-43004	9/16"	Socket 6 Pt. Std Inch	3/8"	9-44238	19mm	Socket 12 Pt. Std Metric	1/2"
9-43005	5/8"	Socket 6 Pt. Std Inch	3/8"	9-44249	21mm	Socket 12 Pt. Std Metric	1/2"
9-43006	11/16"	Socket 6 Pt. Std Inch	3/8"	9-44239	22mm	Socket 12 Pt. Std Metric	1/2"
9-43007	3/4"	Socket 6 Pt. Std Inch	3/8"	9-44242	24mm	Socket 12 Pt. Std Metric	1/2"
9-43008	13/16"	Socket 6 Pt. Std Inch	3/8"	9-44269	25mm	Socket 12 Pt. Std Metric	1/2"
9-43013	7/8"	Socket 6 Pt. Std Inch	3/8"	9-44243	27mm	Socket 12 Pt. Std Metric	1/2"
9-44329	5/16"	Socket 12 Pt. Std Inch	3/8"	9-44276	28mm	Socket 12 Pt. Std Metric	1/2"
9-44331	3/8"	Socket 12 Pt. Std Inch	3/8"	9-44244	30mm	Socket 12 Pt. Std Metric	1/2"
9-44332	7/16"	Socket 12 Pt. Std Inch	3/8"	9-44245	32mm	Socket 12 Pt. Std Metric	1/2"
9-44333	1/2"	Socket 12 Pt. Std Inch	3/8"	9-44809	1/2"	QR Ratchet	1/2"
9-44334	9/16"	Socket 12 Pt. Std Inch	3/8"	9-44699	1/4"	Combination Wrench Inch	
9-44335	5/8"	Socket 12 Pt. Std Inch	3/8"	9-44691	5/16"	Combination Wrench Inch	
9-44336	11/16"	Socket 12 Pt. Std Inch	3/8"	9-44692	11/32"	Combination Wrench Inch	
9-44337	3/4"	Socket 12 Pt. Std Inch	3/8"	9-44693	3/8"	Combination Wrench Inch	
9-44338	13/16"	Socket 12 Pt. Std Inch	3/8"	9-44694	11/32"	Combination Wrench Inch	
9-44339	7/8"	Socket 12 Pt. Std Inch	3/8"	9-44695	1/2"	Combination Wrench Inch	
9-43545	13mm	Socket 6 Pt. Std Metric	3/8"	9-44696	9/16"	Combination Wrench Inch	
9-43546	14mm	Socket 6 Pt. Std Metric	3/8"	9-44697	5/8"	Combination Wrench Inch	
9-43547	15mm	Socket 6 Pt. Std Metric	3/8"	9-44698	11/16"	Combination Wrench Inch	
9-43570	16mm	Socket 6 Pt. Std Metric	3/8"	9-44701	3/4"	Combination Wrench Inch	

213 Pc. Mechanic's Tool Set – continued

Part #	Size	Description	Drive	Part #	Size	Description	Drive
9-42911	7mm	Combination Wrench Metric		9-42918	14mm	Combination Wrench Metric	
9-42912	8mm	Combination Wrench Metric		9-42919	15mm	Combination Wrench Metric	
9-42913	9mm	Combination Wrench Metric		9-43373		Magnetic Handle	
9-42914	10mm	Combination Wrench Metric			10 Pc.	Screwdriver Bit Set	
9-42915	11mm	Combination Wrench Metric			12 Pc.	Nut Driver Bit Set Inch/Metric	
9-42916	12mm	Combination Wrench Metric		9-46696	20 Pc.	Hex Key Set Inch	
9-42917	13mm	Combination Wrench Metric		9-46677	20 Pc.	Hex Key Set Metric	

9-46573 154 Pc. Mechanic's Tool Set

Part #	Size	Description	Drive	Part #	Size	Description	Drive
9-43481	5/32"	Socket 6 Pt. Std Inch	1/4"	9-43332	1/2"	Socket 6 Pt. Deep Inch	3/8"
9-43491	3/16"	Socket 6 Pt. Std Inch	1/4"	9-43334	9/16"	Socket 6 Pt. Deep Inch	3/8"
9-43492	7/32"	Socket 6 Pt. Std Inch	1/4"	9-43335	5/8"	Socket 6 Pt. Deep Inch	3/8"
9-43493	1/4"	Socket 6 Pt. Std Inch	1/4"	9-43336	11/16"	Socket 6 Pt. Deep Inch	3/8"
9-43494	9/32"	Socket 6 Pt. Std Inch	1/4"	9-43337	3/4"	Socket 6 Pt. Deep Inch	3/8"
9-43495	5/16"	Socket 6 Pt. Std Inch	1/4"	9-43338	13/16"	Socket 6 Pt. Deep Inch	3/8"
9-43496	11/32"	Socket 6 Pt. Std Inch	1/4"	9-43339	7/8"	Socket 6 Pt. Deep Inch	3/8"
9-43497	3/8"	Socket 6 Pt. Std Inch	1/4"	9-44425	9mm	Socket 6 Pt. Deep Metric	3/8"
9-43498	7/16"	Socket 6 Pt. Std Inch	1/4"	9-44426	10mm	Socket 6 Pt. Deep Metric	3/8"
9-43499	1/2"	Socket 6 Pt. Std Inch	1/4"	9-44427	11mm	Socket 6 Pt. Deep Metric	3/8"
9-43480	9/16"	Socket 6 Pt. Std Inch	1/4"	9-44428	12mm	Socket 6 Pt. Deep Metric	3/8"
9-43505	4mm	Socket 6 Pt. Std Metric	1/4"	9-44429	13mm	Socket 6 Pt. Deep Metric	3/8"
9-43501	5mm	Socket 6 Pt. Std Metric	1/4"	9-44431	14mm	Socket 6 Pt. Deep Metric	3/8"
9-43502	6mm	Socket 6 Pt. Std Metric	1/4"	9-44432	15mm	Socket 6 Pt. Deep Metric	3/8"
9-43503	7mm	Socket 6 Pt. Std Metric	1/4"	9-44433	16mm	Socket 6 Pt. Deep Metric	3/8"
9-43504	8mm	Socket 6 Pt. Std Metric	1/4"	9-44434	17mm	Socket 6 Pt. Deep Metric	3/8"
9-43507	9mm	Socket 6 Pt. Std Metric	1/4"	9-44435	18mm	Socket 6 Pt. Deep Metric	3/8"
9-43508	10mm	Socket 6 Pt. Std Metric	1/4"	9-44436	19mm	Socket 6 Pt. Deep Metric	3/8"
9-43509	11mm	Socket 6 Pt. Std Metric	1/4"	9-44811	3/8"	QR Ratchet	3/8"
9-43513	12mm	Socket 6 Pt. Std Metric	1/4"	9-44264	3"	Extension Bar	3/8"
9-43514	13mm	Socket 6 Pt. Std Metric	1/4"	9-43324	5/8"	Spark Plug Socket	3/8"
9-43512	14mm	Socket 6 Pt. Std MET	1/4"	9-44054	7/16"	Socket 6 Pt. Std Inch	1/2"
9-43571	3/16"	Socket 6 Pt. Deep Inch	1/4"	9-44055	1/2"	Socket 6 Pt. Std Inch	1/2"
9-43572	7/32"	Socket 6 Pt. Deep Inch	1/4"	9-44056	9/16"	Socket 6 Pt. Std Inch	1/2"
9-43573	1/4"	Socket 6 Pt. Deep Inch	1/4"	9-44057	5/8"	Socket 6 Pt. Std Inch	1/2"
9-43574	9/32"	Socket 6 Pt. Deep Inch	1/4"	9-44058	11/16"	Socket 6 Pt. Std Inch	1/2"
9-43575	5/16"	Socket 6 Pt. Deep Inch	1/4"	9-44059	3/4"	Socket 6 Pt. Std Inch	1/2"
9-43576	11/32"	Socket 6 Pt. Deep Inch	1/4"	9-44063	13/16"	Socket 6 Pt. Std Inch	1/2"
9-43577	3/8"	Socket 6 Pt. Deep Inch	1/4"	9-44064	7/8"	Socket 6 Pt. Std Inch	1/2"
9-43578	7/16"	Socket 6 Pt. Deep Inch	1/4"	9-44065	15/16"	Socket 6 Pt. Std Inch	1/2"
9-43589	1/2"	Socket 6 Pt. Deep Inch	1/4"	9-44066	1"	Socket 6 Pt. Std Inch	1/2"
9-43587	9/16"	Socket 6 Pt. Deep Inch	1/4"	9-44251	9mm	Socket 6 Pt. Std Metric	1/2"
9-44401	4mm	Socket 6 Pt. Deep Metric	1/4"	9-44252	10mm	Socket 6 Pt. Std Metric	1/2"
9-44402	5mm	Socket 6 Pt. Deep Metric	1/4"	9-44253	11mm	Socket 6 Pt. Std Metric	1/2"
9-44403	6mm	Socket 6 Pt. Deep Metric	1/4"	9-44254	12mm	Socket 6 Pt. Std Metric	1/2"
9-44404	7mm	Socket 6 Pt. Deep Metric	1/4"	9-44255	13mm	Socket 6 Pt. Std Metric	1/2"
9-44405	8mm	Socket 6 Pt. Deep Metric	1/4"	9-44256	14mm	Socket 6 Pt. Std Metric	1/2"
9-44406	9mm	Socket 6 Pt. Deep Metric	1/4"	9-44257	15mm	Socket 6 Pt. Std Metric	1/2"
9-44407	10mm	Socket 6 Pt. Deep Metric	1/4"	9-44258	17mm	Socket 6 Pt. Std Metric	1/2"
9-44408	11mm	Socket 6 Pt. Deep Metric	1/4"	9-44228	18mm	Socket 6 Pt. Std Metric	1/2"
9-44409	12mm	Socket 6 Pt. Deep Metric	1/4"	9-44259	19mm	Socket 6 Pt. Std Metric	1/2"
9-44411	13mm	Socket 6 Pt. Deep Metric	1/4"	9-44809	1/2"	QR Ratchet	1/2"
9-44412	14mm	Socket 6 Pt. Deep Metric	1/4"	9-44382	5/16"	Combination Wrench Inch	
9-44807	1/4"	QR Ratchet	1/4"	9-44383	3/8"	Combination Wrench Inch	
9-43539	3"	Extension Bar	1/4"	9-44384	7/16"	Combination Wrench Inch	
9-43001	3/8"	Socket 6 Pt. Std Inch	3/8"	9-44385	1/2"	Combination Wrench Inch	
9-43002	7/16"	Socket 6 Pt. Std Inch	3/8"	9-44386	9/16"	Combination Wrench Inch	
9-43003	1/2"	Socket 6 Pt. Std Inch	3/8"	9-44389	3/4"	Combination Wrench Inch	
9-43004	9/16"	Socket 6 Pt. Std Inch	3/8"	9-42866	9mm	Combination Wrench Metric	
9-43005	5/8"	Socket 6 Pt. Std Inch	3/8"	9-42867	10mm	Combination Wrench Metric	
9-43006	11/16"	Socket 6 Pt. Std Inch	3/8"	9-42869	12mm	Combination Wrench Metric	
9-43007	3/4"	Socket 6 Pt. Std Inch	3/8"	9-42870	13mm	Combination Wrench Metric	
9-43008	13/16"	Socket 6 Pt. Std Inch	3/8"	9-42871	14mm	Combination Wrench Metric	
9-43013	7/8"	Socket 6 Pt. Std Inch	3/8"	9-42872	15mm	Combination Wrench Metric	
9-43541	9mm	Socket 6 Pt. Std Metric	3/8"	9-41971	1/4"	Nut Driver Inch	
9-43542	10mm	Socket 6 Pt. Std Metric	3/8"	9-41972	5/16"	Nut Driver Inch	
9-43543	11mm	Socket 6 Pt. Std Metric	3/8"	9-41974	3/8"	Nut Driver Inch	
9-43544	12mm	Socket 6 Pt. Std Metric	3/8"	9-41975	7/16"	Nut Driver Inch	
9-43545	13mm	Socket 6 Pt. Std Metric	3/8"	9-41976	1/2"	Nut Driver Inch	
9-43546	14mm	Socket 6 Pt. Std Metric	3.8"	9-41982	6mm	Nut Driver Metric	
9-43547	15mm	Socket 6 Pt. Std Metric	3/8"	9-41983	7mm	Nut Driver Metric	
9-43570	16mm	Socket 6 Pt. Std Metric	3/8"	9-41984	8mm	Nut Driver Metric	
9-43548	17mm	Socket 6 Pt. Std Metric	3/8"	9-41986	10mm	Nut Driver Metric	
9-43579	18mm	Socket 6 Pt. Std Metric	3/8"	9-41987	11mm	Nut Driver Metric	
9-43549	19mm	Socket 6 Pt. Std Metric	3/8"	9-46693	11 Pc.	Hex Key Set Inch	
9-43580	20mm	Socket 6 Pt. Std Metric	3/8"	9-43373		Magnetic Spinner	
9-43333	3/8"	Socket 6 Pt. Deep Inch	3/8"	—	10 Pc.	Screwdriver Bit Set	
9-43331	7/16"	Socket 6 Pt. Deep Inch	3/8"				

Set Contents

9-200356 73 Pc. Basic Aviation Tool Set

Part #	Size	Description	Drive	Part #	Size	Description	Drive
9-45803	3/16"	Laser Socket 12 Pt. Std Inch	1/4"	9-45977	1/2"	Full Polish Combination Wrench Inch	
9-45804	7/32"	Laser Socket 12 Pt. Std Inch	1/4"	9-45978	9/16"	Full Polish Combination Wrench Inch	
9-45806	1/4"	Laser Socket 12 Pt. Std Inch	1/4"	9-45979	5/8"	Full Polish Combination Wrench Inch	
9-45807	9/32"	Laser Socket 12 Pt. Std Inch	1/4"	9-45980	11/16"	Full Polish Combination Wrench Inch	
9-45808	5/16"	Laser Socket 12 Pt. Std Inch	1/4"	9-45981	3/4"	Full Polish Combination Wrench Inch	
9-45809	11/32"	Laser Socket 12 Pt. Std Inch	1/4"	9-45982	13/16"	Full Polish Combination Wrench Inch	
9-45811	3/8"	Laser Socket 12 Pt. Std Inch	1/4"	9-45983	7/8"	Full Polish Combination Wrench Inch	
9-45812	7/16"	Laser Socket 12 Pt. Std Inch	1/4"	9-45984	15/16"	Full Polish Combination Wrench Inch	
9-45813	1/2"	Laser Socket 12 Pt. Std Inch	1/4"	9-45985	1"	Full Polish Combination Wrench Inch	
9-45810	9/16"	Laser Socket 12 Pt. Std Inch	1/4"	9-44603	8"	Adjustable Wrench	
9-50610	3/16"	Laser Socket 12 Pt. Deep Inch	1/4"	9-44605	12"	Adjustable Wrench	
9-50611	7/32"	Laser Socket 12 Pt. Deep Inch	1/4"	9-41293	#0 x 2-1/2"	Phillips Screwdriver	
9-50612	1/4"	Laser Socket 12 Pt. Deep Inch	1/4"	9-41294	#1 x 3"	Phillips Screwdriver	
9-50613	9/32"	Laser Socket 12 Pt. Deep Inch	1/4"	9-41295	#2 x 4"	Phillips Screwdriver	
9-50614	5/16"	Laser Socket 12 Pt. Deep Inch	1/4"	9-41853	#2 x 6"	Phillips Screwdriver	
9-50615	11/32"	Laser Socket 12 Pt. Deep Inch	1/4"	9-41421	1/8" x 2"	Slotted Screwdriver	
9-50616	3/8"	Laser Socket 12 Pt. Deep Inch	1/4"	9-41589	1/8" x 4"	Slotted Screwdriver	
9-50617	7/16"	Laser Socket 12 Pt. Deep Inch	1/4"	9-41583	1/4" x 4"	Slotted Screwdriver	
9-50618	1/2"	Laser Socket 12 Pt. Deep Inch	1/4"	9-41588	3/16" x 6"	Slotted Screwdriver	
9-50619	9/16"	Laser Socket 12 Pt. Deep Inch	1/4"	9-47473		Grip Driver Ratcheting Magnetic Screwdriver with 6 Pc. Bit Set	
9-44807	1/4"	Quick Release Teardrop Ratchet	1/4"			Duckbill Pliers	
9-43538	1-1/2"	1-1/2" Extension Bar	1/4"	9-45087	8"	Diagonal Pliers	
9-43539	3"	Extension Bar	1/4"	9-45076	7"	Long Nose Pliers	
9-43531	6"	Extension Bar	1/4"	9-45103	8"	Slip Joint Pliers	
9-4336		Flex Extension	1/4"	9-45378	6-3/4"	Tongue and Groove Pliers	
9-43393	6"	Spinner Handle	1/4"	9-45381	9-1/2"	Electrical Repair Tool	
9-43523	6"	Flex T-Handle	1/4"	34-82563		Specialty Tool Kiet	
9-4281		Speeder Wrench	1/4"	9-4717	5 Pc.	Wide Extra Stiff Putty Knife	
9-45973	1/4"	Full Polish Combination Wrench Inch		9-94815	1-1/4"	Safety Glasses	
9-45974	5/16"	Full Polish Combination Wrench Inch		9-A015902		Hearing Protection	
9-45975	3/8"	Full Polish Combination Wrench Inch		9-HLQM24		Stainless Steel Rule	
9-45976	7/16"	Full Polish Combination Wrench Inch		KDS2522	6"		

9-200385 35 Pc. Basic Machine Trade Tool Set

Part #	Size	Description	Drive	Part #	Size	Description	Drive
9-44604	10"	Adjustable Wrench		9-GH17		Protractor	
9-46683	14 Pc.	Short and Long Arm Hex Ket Set Inch		9-GH262	1/2"	Edge Finders	
9-41581	3/16" x 4"	Slotted Screwdriver		9-GH4504		4 Dividers	
9-45379	8"	Slip Joint Pliers with Wire-Cutting Slot		9-GH4566		Hermaphrodite Caliper	
9-38464	12 oz.	Hickory Handle Ball Pein		9-GH83	1/4"	Pocket Scriber	
9-42861	3/8" x 4-1/2"	Center Punch		9-GHCF778		Center Gauge	
9-GH79		Steel Automatic Center Punch		9-39567	12"	Combination Square	
9-DMWFM	4"	Machinist's Pocket		9-37395	3/4" x 20'	Locking Tape Measure	
9-38738		Dial Indicator		9-40408		Machinists Steel Square	
9-38776	3 Pc.	Machinist's Tool Kit		9-52317		Standard Pitch Gauge	

9-200445 61 Pc. Basic HVAC Tool Set

Part #	Size	Description	Drive	Part #	Size	Description	Drive
9-44699	1/4"	Combination Wrench Inch		9-41973	11/32"	Nutdriver Inch	
9-44691	5/16"	Combination Wrench Inch		9-41974	3/8"	Nutdriver Inch	
9-44692	11/32"	Combination Wrench Inch		9-41975	7/16"	Nutdriver Inch	
9-44693	3/8"	Combination Wrench Inch		9-41976	1/2"	Nutdriver Inch	
9-44694	7/16"	Combination Wrench Inch		9-45093	7"	Linesman Pliers	
9-44695	1/2"	Combination Wrench Inch		9-45102	6-1/2"	Long Nose Pliers	
9-44696	9/16"	Combination Wrench Inch		9-45711	7"	Professional Straight Jaw Locking Pliers	
9-44697	5/8"	Combination Wrench Inch		9-45381	7"	Tongue and Groove Pliers	
9-44701	3/4"	Combination Wrench Inch		9-45378	8"	Slip Joint Pliers	
9-44602	1-5/16" x 6"	Adjustable Wrench		9-82563		Electrical Repair Tool	
9-44603	1-1/8" x 8"	Adjustable Wrench		9-41028		Scratch Awl	
9-44604	1-1/4" x 10"	Adjustable Wrench		9-94853		Retractable Aluminum Utility Knife	
9-46683	14 Pc.	Short and Long Arm Hex Key Set Inch		9-RG31622		Enclosed Feed Cutter	
9-41293	#0 x 2-1/2"	Phillips Screwdriver		9-37391	1" x 25'	Locking Tape Measure	
9-41294	#1 x 3"	Phillips Screwdriver		9-39829	9"	Magnetic Torpedo Level	
9-41295	#2 x 4"	Phillips Screwdriver		9-GT321		HVAC Thermometer	
9-41853	#2 x 6"	Phillips Screwdriver		9-41315		Offset Screwdriver	
9-41421	1/8" x 2"	Slotted Screwdriver		9-45749		Professional Crimper Stripper Cutter	
9-41589	1/8" x 4"	Slotted Screwdriver		9-39567	12"	Combination Square	
9-41583	1/4" x 4"	Slotted Screwdriver		9-38092	16 oz.	Claw Hammer	
9-41588	3/16" x 6"	Slotted Screwdriver		KDS3457	1/8" to 1-1/8"	Tubing Cutter	
9-41977	3/16"	Nutdriver Inch		KDS2107		Mini Tubing Cutter	
9-41971	1/4"	Nutdriver Inch		KDS2198		Flaring Tool	
9-41972	5/16"	Nutdriver Inch		9-3971	5"	Pocket Level	

9-200452 18 Pc. Basic Auto Body Tool Set

Part #	Size	Description	Drive	Part #	Size	Description	Drive
9-47288		Cross Chisel Hammer		EHT21360		Hacksaw (Challenger)	
9-47290		Shrinking Hammer		9-SG89800		Sanding Block	
9-47298		Utility Pick Hammer		9-SG89920		Sanding Board	
9-47293		Toe Dolly		9-16387		Heavy Duty Blow Gun	
9-47294		Heel Dolly		9-3669		Shoehandle Wire Brush	
9-47295		General Purpose Dolly		9-41028		Scratch Awl	
9-47292		Light Dinging Dolly		9-42713	10"	Compound Leverage Snips - Straight Cut	
KDS2822		Trim Pad Removing Tool		9-SL6211		Spark Lighter	
KDS431		Door Handle & Window Lift Remover		9-45711	7"	Straight Jaw Locking Pliers	

9-200461 125 Pc. Advanced HVAC Tool Set

Part #	Size	Description	Drive	Part #	Size	Description	Drive
9-43608	3/16"	Socket 12 Pt. Std Inch	1/4"	9-44698	11/16"	Combination Wrench Inch	
9-43609	7/32"	Socket 12 Pt. Std Inch	1/4"	9-44701	3/4"	Combination Wrench Inch	
9-43601	1/4"	Socket 12 Pt. Std Inch	1/4"	9-44702	13/16"	Combination Wrench Inch	
9-43602	9/32"	Socket 12 Pt. Std Inch	1/4"	9-44703	7/8"	Combination Wrench Inch	
9-43603	5/16"	Socket 12 Pt. Std Inch	1/4"	9-44166	15/16"-6"	Professional Adjustable Wrench	
9-43604	11/32"	Socket 12 Pt. Std Inch	1/4"	9-44167	1-1/8"-8"	Professional Adjustable Wrench	
9-43605	3/8"	Socket 12 Pt. Std Inch	1/4"	9-44168	1-1/4"-10"	Professional Adjustable Wrench	
9-43606	7/16"	Socket 12 Pt. Std Inch	1/4"	9-44174	3/8" x 7/16"	Flare Nut Wrench Inch	
9-43607	1/2"	Socket 12 Pt. Std Inch	1/4"	9-44173	5/8" x 11/16"	Flare Nut Wrench Inch	
9-43610	9/16"	Socket 12 Pt. Std Inch	1/4"	9-44171	1/2" x 9/16"	Flare Nut Wrench Inch	
9-43590	3/16"	Socket 12 Pt. Deep Inch	1/4"	9-44172	3/4" x 7/8"	Flare Nut Wrench Inch	
9-43591	7/32"	Socket 12 Pt. Deep Inch	1/4"	9-51653	18"	Pipe Wrench	
9-43592	1/4"	Socket 12 Pt. Deep Inch	1/4"	27-664	3/8"-5/16" sq x 1/4"-3/16" sq	Refrigeration Wrench	
9-43593	9/32"	Socket 12 Pt. Deep Inch	1/4"	9-46001	9 Pc.	Dual Material Fold Up Inch	
9-43594	5/16"	Socket 12 Pt. Deep Inch	1/4"	9-46754	13 Pc.	Ball End Hex Keys Inch	
9-43595	11/32"	Socket 12 Pt. Deep Inch	1/4"	9-47184	#1 x 4"	Professional Phillips Screwdriver	
9-43596	3/8"	Socket 12 Pt. Deep Inch	1/4"	9-47185	#2 x 2-1/4"	Professional Phillips Screwdriver	
9-43597	7/16"	Socket 12 Pt. Deep Inch	1/4"	9-47186	#2 x 4"	Professional Phillips Screwdriver	
9-43598	1/2"	Socket 12 Pt. Deep Inch	1/4"	9-47193	1/4" x 2-1/4"	Professional Slotted Screwdriver	
9-43599	9/16"	Socket 12 Pt. Deep Inch	1/4"	9-47194	1/4" x 4"	Professional Slotted Screwdriver	
9-43539	3"	Extension Bar	1/4"	9-47195	1/4" x 6"	Professional Slotted Screwdriver	
9-43531	6"	Extension Bar	1/4"	9-47197	5/16" x 6"	Professional Slotted Screwdriver	
9-44807	1/4"	Quick Release Teardrop Ratchet	1/4"	9-47199	3/8" x 8"	Professional Slotted Screwdriver	
9-43393		Plastic Handle Driver	1/4"	9-45085	8"	Long Reach Long Nose Pliers	
9-4280		Universal Joint	1/4"	9-45760	6-3/4"	Professional Slip Joint Pliers	
9-44331	3/8"	Socket 12 Pt. Std Inch	3/8"	9-45766	10-1/2"	Professional Tongue & Groove Pliers	
9-44332	7/16"	Socket 12 Pt. Std Inch	3/8"	9-45763	8"	Professional Long Nose Pliers	
9-44333	1/2"	Socket 12 Pt. Std Inch	3/8"	9-45767	8"	Professional Wide Jaw Diagonal Pliers	
9-44334	9/16"	Socket 12 Pt. Std Inch	3/8"	9-38304	24 oz.	Rubber Tip Mallet	
9-44335	5/8"	Socket 12 Pt. Std Inch	3/8"	9-38092	16 oz.	Claw Hammer	
9-44336	11/16"	Socket 12 Pt. Std Inch	3/8"	9-4099	1-1/4"	Diameter Round Inspection Mirror	
9-44337	3/4"	Socket 12 Pt. Std Inch	3/8"	9-A015902		Safety Goggles	
9-43325	13/16"	Socket 12 Pt. Std Inch	3/8"	9-RB14313		Swaging Tool	
9-43333	3/8"	Socket 6 Pt. Deep Inch	3/8"	9-MC90925		Fin Straightener	
9-43331	7/16"	Socket 6 Pt. Deep Inch	3/8"	9-RB14650	1/4"	Valve Core Remover	
9-43332	1/2"	Socket 6 Pt. Deep Inch	3/8"	9-37394	25"	Tape Measure	
9-43334	9/16"	Socket 6 Pt. Deep Inch	3/8"	9-39829	9"	Torpedo Level	
9-43335	5/8"	Socket 6 Pt. Deep Inch	3/8"	KDS2107		Mini Tubing Cutter	
9-43336	11/16"	Socket 6 Pt. Deep Inch	3/8"	MC33661		Brass 2-Way Manifold Gauge	
9-43337	3/4"	Socket 6 Pt. Deep Inch	3/8"	9-41315		Offset Screwdriver Set	
9-44811	3/8"	Quick Release Teardrop Ratchet	3/8"	9-45749		Professional Crimper Stripper Cutter	
9-43537	1-1/2"	Extension Bar	3/8"	KDS3457	1/8" to 1-1/8"	Tubing Cutter	
9-44264	3"	Extension Bar	3/8"	KDS2517		Tubing Bender	
9-44261	6"	Extension Bar	3/8"	9-39567	12"	Combination Square	
9-4435		Universal Joint	3/8"	9-41028		Scratch Awl	
9-44699	1/4"	Combination Wrench Inch		9-94853		Retractable Utility Knife	
9-44691	5/16"	Combination Wrench Inch		9-94813		Wide Putty Knife	
9-44692	11/32"	Combination Wrench Inch		KDS485		Gasket Scraper	
9-44693	3/8"	Combination Wrench Inch		74-553		Knife	
9-44694	7/16"	Combination Wrench Inch		9-31310	10"	Flat File	
9-44695	1/2"	Combination Wrench Inch		9-31303		Rattail File	
9-44696	9/16"	Combination Wrench Inch		34-93660		2AA LED Flashlight	
9-44697	5/8"	Combination Wrench Inch					

9-200497 205 Pc. Basic Auto/Diesel Tool Set

Part #	Size	Description	Drive	Part #	Size	Description	Drive
9-43481	5/32"	Socket 6 Pt. Std Inch	1/4"	9-43573	1/4"	Socket 6 Pt. Deep Inch	1/4"
9-43491	3/16"	Socket 6 Pt. Std Inch	1/4"	9-43574	9/32"	Socket 6 Pt. Deep Inch	1/4"
9-43492	7/32"	Socket 6 Pt. Std Inch	1/4"	9-43575	5/16"	Socket 6 Pt. Deep Inch	1/4"
9-43493	1/4"	Socket 6 Pt. Std Inch	1/4"	9-43576	11/32"	Socket 6 Pt. Deep Inch	1/4"
9-43494	9/32"	Socket 6 Pt. Std Inch	1/4"	9-43577	3/8"	Socket 6 Pt. Deep Inch	1/4"
9-43495	5/16"	Socket 6 Pt. Std Inch	1/4"	9-43578	7/16"	Socket 6 Pt. Deep Inch	1/4"
9-43496	11/32"	Socket 6 Pt. Std Inch	1/4"	9-43589	1/2"	Socket 6 Pt. Deep Inch	1/4"
9-43497	3/8"	Socket 6 Pt. Std Inch	1/4"	9-43587	9/16"	Socket 6 Pt. Deep Inch	1/4"
9-43498	7/16"	Socket 6 Pt. Std Inch	1/4"	9-43505	4mm	Socket 6 Pt. Std Metric	1/4"
9-43499	1/2"	Socket 6 Pt. Std Inch	1/4"	9-43501	5mm	Socket 6 Pt. Std Metric	1/4"
9-43480	9/16"	Socket 6 Pt. Std Inch	1/4"	9-43511	5.5mm	Socket 6 Pt. Std Metric	1/4"
9-43571	3/16"	Socket 6 Pt. Deep Inch	1/4"	9-43502	6mm	Socket 6 Pt. Std Metric	1/4"
9-43572	7/32"	Socket 6 Pt. Deep Inch	1/4"	9-43503	7mm	Socket 6 Pt. Std Metric	1/4"

Set Contents

205 Pc. Basic Auto/Diesel Tool Set – continued

Part #	Size	Description	Drive	Part #	Size	Description	Drive
9-43504	8mm	Socket 6 Pt. Std Metric	1/4"	9-47582	1/2"	Socket 6 Pt. Deep Inch	1/2"
9-43507	9mm	Socket 6 Pt. Std Metric	1/4"	9-47583	9/16"	Socket 6 Pt. Deep Inch	1/2"
9-43508	10mm	Socket 6 Pt. Std Metric	1/4"	9-47584	5/8"	Socket 6 Pt. Deep Inch	1/2"
9-43509	11mm	Socket 6 Pt. Std Metric	1/4"	9-47585	11/16"	Socket 6 Pt. Deep Inch	1/2"
9-43513	12mm	Socket 6 Pt. Std Metric	1/4"	9-47586	3/4"	Socket 6 Pt. Deep Inch	1/2"
9-43514	13mm	Socket 6 Pt. Std Metric	1/4"	9-47587	13/16"	Socket 6 Pt. Deep Inch	1/2"
9-43512	14mm	Socket 6 Pt. Std Metric	1/4"	9-47588	7/8"	Socket 6 Pt. Deep Inch	1/2"
9-44401	4mm	Socket 6 Pt. Deep Metric	1/4"	9-47589	15/16"	Socket 6 Pt. Deep Inch	1/2"
9-44402	5mm	Socket 6 Pt. Deep Metric	1/4"	9-47591	1"	Socket 6 Pt. Deep Inch	1/2"
9-44403	6mm	Socket 6 Pt. Deep Metric	1/4"	9-47592	1-1/16"	Socket 6 Pt. Deep Inch	1/2"
9-44404	7mm	Socket 6 Pt. Deep Metric	1/4"	9-47593	1-1/8"	Socket 6 Pt. Deep Inch	1/2"
9-44405	8mm	Socket 6 Pt. Deep Metric	1/4"	9-44251	9mm	Socket 6 Pt. Std Metric	1/2"
9-44406	9mm	Socket 6 Pt. Deep Metric	1/4"	9-44252	10mm	Socket 6 Pt. Std Metric	1/2"
9-44407	10mm	Socket 6 Pt. Deep Metric	1/4"	9-44253	11mm	Socket 6 Pt. Std Metric	1/2"
9-44408	11mm	Socket 6 Pt. Deep Metric	1/4"	9-44254	12mm	Socket 6 Pt. Std Metric	1/2"
9-44409	12mm	Socket 6 Pt. Deep Metric	1/4"	9-44255	13mm	Socket 6 Pt. Std Metric	1/2"
9-44411	13mm	Socket 6 Pt. Deep Metric	1/4"	9-44256	14mm	Socket 6 Pt. Std Metric	1/2"
9-44412	14mm	Socket 6 Pt. Deep Metric	1/4"	9-44257	15mm	Socket 6 Pt. Std Metric	1/2"
9-44807	1/4"	Quick Release Ratchet	1/4"	9-44273	16mm	Socket 6 Pt. Std Metric	1/2"
9-44346	3"	Locking Extension Bar	1/4"	9-44258	17mm	Socket 6 Pt. Std Metric	1/2"
9-43539	3"	Extension Bar	1/4"	9-44228	18mm	Socket 6 Pt. Std Metric	1/2"
9-4280		Universal Joint	1/4"	9-44259	19mm	Socket 6 Pt. Std Metric	1/2"
9-43001	3/8"	Socket 6 Pt. Std Inch	3/8"	9-44278	21mm	Socket 6 Pt. Std Metric	1/2"
9-43002	7/16"	Socket 6 Pt. Std Inch	3/8"	9-44265	22mm	Socket 6 Pt. Std Metric	1/2"
9-43003	1/2"	Socket 6 Pt. Std Inch	3/8"	9-44809	1/2"	Quick Release Ratchet	1/2"
9-43004	9/16"	Socket 6 Pt. Std Inch	3/8"	9-44382	5/16"	Combination Wrench Inch	
9-43005	5/8"	Socket 6 Pt. Std Inch	3/8"	9-44383	3/8"	Combination Wrench Inch	
9-43006	11/16"	Socket 6 Pt. Std Inch	3/8"	9-44384	7/16"	Combination Wrench Inch	
9-43007	3/4"	Socket 6 Pt. Std Inch	3/8"	9-44385	1/2"	Combination Wrench Inch	
9-43008	13/16"	Socket 6 Pt. Std Inch	3/8"	9-44386	9/16"	Combination Wrench Inch	
9-43013	7/8"	Socket 6 Pt. Std Inch	3/8"	9-44389	3/4"	Combination Wrench Inch	
9-43333	3/8"	Socket 6 Pt. Deep Inch	3/8"	9-44702	13/16"	Combination Wrench Inch	
9-43331	7/16"	Socket 6 Pt. Deep Inch	3/8"	9-44703	7/8"	Combination Wrench Inch	
9-43332	1/2"	Socket 6 Pt. Deep Inch	3/8"	9-42909	6mm	Combination Wrench Metric	
9-43334	9/16"	Socket 6 Pt. Deep Inch	3/8"	9-42866	9mm	Combination Wrench Metric	
9-43335	5/8"	Socket 6 Pt. Deep Inch	3/8"	9-42867	10mm	Combination Wrench Metric	
9-43336	11/16"	Socket 6 Pt. Deep Inch	3/8"	9-42869	12mm	Combination Wrench Metric	
9-43337	3/4"	Socket 6 Pt. Deep Inch	3/8"	9-42870	13mm	Combination Wrench Metric	
9-43338	13/16"	Socket 6 Pt. Deep Inch	3/8"	9-42871	14mm	Combination Wrench Metric	
9-43339	7/8"	Socket 6 Pt. Deep Inch	3/8"	9-42872	15mm	Combination Wrench Metric	
9-43541	9mm	Socket 6 Pt. Std. Metric	3/8"	9-42924	16mm	Combination Wrench Metric	
9-43542	10mm	Socket 6 Pt. Std. Metric	3/8"	9-42929	17mm	Combination Wrench Metric	
9-43543	11mm	Socket 6 Pt. Std. Metric	3/8"	9-44604	1 - 1/4" - 10"	Adjustable Wrench	
9-43544	12mm	Socket 6 Pt. Std. Metric	3/8"	9-41971	1/4"	Std Nutdriver Inch	
9-43545	13mm	Socket 6 Pt. Std. Metric	3/8"	9-41972	5/16"	Std Nutdriver Inch	
9-43546	14mm	Socket 6 Pt. Std. Metric	3/8"	9-41974	3/8"	Std Nutdriver Inch	
9-43547	15mm	Socket 6 Pt. Std. Metric	3/8"	9-41975	7/16"	Std Nutdriver Inch	
9-43570	16mm	Socket 6 Pt. Std. Metric	3/8"	9-41976	1/2"	Std Nutdriver Inch	
9-43548	17mm	Socket 6 Pt. Std. Metric	3/8"	9-41982	6mm	Std Nutdriver Metric	
9-43579	18mm	Socket 6 Pt. Std. Metric	3/8"	9-41983	7mm	Std Nutdriver Metric	
9-43549	19mm	Socket 6 Pt. Std. Metric	3/8"	9-41984	8mm	Std Nutdriver Metric	
9-43580	20mm	Socket 6 Pt. Std. Metric	3/8"	9-41986	10mm	Std Nutdriver Metric	
9-44425	9mm	Socket 6 Pt. Deep Metric	3/8"	9-41987	11mm	Std Nutdriver Metric	
9-44426	10mm	Socket 6 Pt. Deep Metric	3/8"	9-41293	#0 x 2-1/2"	Phillips Screwdriver	
9-44427	11mm	Socket 6 Pt. Deep Metric	3/8"	9-41294	#1 x 3"	Phillips Screwdriver	
9-44428	12mm	Socket 6 Pt. Deep Metric	3/8"	9-41295	#2 x 4"	Phillips Screwdriver	
9-44429	13mm	Socket 6 Pt. Deep Metric	3/8"	9-41853	#2 x 6"	Phillips Screwdriver	
9-44431	14mm	Socket 6 Pt. Deep Metric	3/8"	9-41421	1/8" x 2"	Slotted Screwdriver	
9-44432	15mm	Socket 6 Pt. Deep Metric	3/8"	9-41589	1/8" x 4"	Slotted Screwdriver	
9-44433	16mm	Socket 6 Pt. Deep Metric	3/8"	9-41583	1/4" x 4"	Slotted Screwdriver	
9-44434	17mm	Socket 6 Pt. Deep Metric	3/8"	9-41577	3/16" x 6"	Slotted Screwdriver	
9-44435	18mm	Socket 6 Pt. Deep Metric	3/8"	9-45076	7"	Diagonal Pliers	
9-44436	19mm	Socket 6 Pt. Deep Metric	3/8"	9-45378	6-3/4"	Slip Joint Pliers	
9-43325	13/16"	Socket Spark Plug	3/8"	9-45103	8"	Long Nose Pliers	
9-44811	3/8"	Quick Release Ratchet	3/8"	9-45381	9-1/2"	Tongue & Groove Pliers	
9-44264	3"	3" Extension Bar	3/8"	9-38292	12 oz.	Plastic Tip Hammer	
9-4435		Universal Joint	3/8"	9-38465	16 oz.	Ball Pein Hammer	
9-44054	7/16"	Socket 6 Pt. Std Inch	1/2"	9-38466	24 oz.	Ball Pein Hammer	
9-44055	1/2"	Socket 6 Pt. Std Inch	1/2"	9-42973	1/2"	Cold Chisel	
9-44056	9/16"	Socket 6 Pt. Std Inch	1/2"	9-42974	5/8"	Cold Chisel	
9-44057	5/8"	Socket 6 Pt. Std Inch	1/2"	9-42883	1/8"	Pin Punch	
9-44058	11/16"	Socket 6 Pt. Std Inch	1/2"	9-42885	3/16"	Pin Punch	
9-44059	3/4"	Socket 6 Pt. Std Inch	1/2"	9-42861	3/8"	Center Punch	
9-44063	13/16"	Socket 6 Pt. Std Inch	1/2"	KDS126		High-Low Voltage Tester	
9-44064	7/8"	Socket 6 Pt. Std Inch	1/2"	9-40811	36 Blade	Std/MetricMaster Thickness Gauge	
9-44065	15/16"	Socket 6 Pt. Std Inch	1/2"	9-A015902		Safety Glasses	
9-44066	1"	Socket 6 Pt. Std Inch	1/2"	9-4283	1/2" x 16"	Pry Bar,	
9-44067	1-1/16"	Socket 6 Pt. Std Inch	1/2"	—	11 Pc.	Standard Hex Keys	
9-44068	1-1/8"	Socket 6 Pt. Std Inch	1/2"	—	10 Pc.	Screwdriver Bit Set	
9-44069	1-1/4"	Socket 6 Pt. Std Inch	1/2"				

9-200499 347 Pc. Advanced Auto / Diesel Tool Set

Part #	Size	Description	Drive	Part #	Size	Description	Drive
9-43481	5/32"	Socket 6 Pt. Std Inch	1/4"	9-44429	13mm	Socket 6 Pt. Deep Metric	3/8"
9-43491	3/16"	Socket 6 Pt. Std Inch	1/4"	9-44431	14mm	Socket 6 Pt. Deep Metric	3/8"
9-43492	7/32"	Socket 6 Pt. Std Inch	1/4"	9-44432	15mm	Socket 6 Pt. Deep Metric	3/8"
9-43493	1/4"	Socket 6 Pt. Std Inch	1/4"	9-44433	16mm	Socket 6 Pt. Deep Metric	3/8"
9-43494	9/32"	Socket 6 Pt. Std Inch	1/4"	9-44434	17mm	Socket 6 Pt. Deep Metric	3/8"
9-43495	5/16"	Socket 6 Pt. Std Inch	1/4"	9-44435	18mm	Socket 6 Pt. Deep Metric	3/8"
9-43496	11/32"	Socket 6 Pt. Std Inch	1/4"	9-44436	19mm	Socket 6 Pt. Deep Metric	3/8"
9-43497	3/8"	Socket 6 Pt. Std Inch	1/4"	9-43324	5/8"	Socket 6 Pt. Spark Plug	3/8"
9-43498	7/16"	Socket 6 Pt. Std Inch	1/4"	9-43325	13/16"	Socket 6 Pt. Spark Plug	3/8"
9-43499	1/2"	Socket 6 Pt. Std Inch	1/4"	9-46669	5/32"	Hex Bit Sockets Inch	3/8"
9-43480	9/16"	Socket 6 Pt. Std Inch	1/4"	9-46661	3/16"	Hex Bit Sockets Inch	3/8"
9-43505	4mm	Socket 6 Point Std Metric	1/4"	9-46662	7/32"	Hex Bit Sockets Inch	3/8"
9-43501	5mm	Socket 6 Point Std Metric	1/4"	9-46663	1/4"	Hex Bit Sockets Inch	3/8"
9-43511	5.5mm	Socket 6 Point Std Metric	1/4"	9-46664	5/16"	Hex Bit Sockets Inch	3/8"
9-43502	6mm	Socket 6 Point Std Metric	1/4"	9-46665	3/8"	Hex Bit Sockets Inch	3/8"
9-43503	7mm	Socket 6 Point Std Metric	1/4"	9-42674	4mm	Hex Bit Sockets Metric	3/8"
9-43504	8mm	Socket 6 Point Std Metric	1/4"	9-42675	5mm	Hex Bit Sockets Metric	3/8"
9-43507	9mm	Socket 6 Point Std Metric	1/4"	9-42676	6mm	Hex Bit Sockets Metric	3/8"
9-43508	10mm	Socket 6 Point Std Metric	1/4"	9-42677	7mm	Hex Bit Sockets Metric	3/8"
9-43509	11mm	Socket 6 Point Std Metric	1/4"	9-42678	8mm	Hex Bit Sockets Metric	3/8"
9-43513	12mm	Socket 6 Point Std Metric	1/4"	9-42679	10mm	Hex Bit Sockets Metric	3/8"
9-43514	13mm	Socket 6 Point Std Metric	1/4"	9-42661	T-15	Torx® Bit Socket	3/8"
9-43512	14mm	Socket 6 Point Std Metric	1/4"	9-42662	T-20	Torx® Bit Socket	3/8"
9-43571	3/16"	Socket 6 Pt. Deep Inch	1/4"	9-42663	T-25	Torx® Bit Socket	3/8"
9-43572	7/32"	Socket 6 Pt. Deep Inch	1/4"	9-42664	T-30	Torx® Bit Socket	3/8"
9-43573	1/4"	Socket 6 Pt. Deep Inch	1/4"	9-42665	T-40	Torx® Bit Socket	3/8"
9-43574	9/32"	Socket 6 Pt. Deep Inch	1/4"	9-42666	T-45	Torx® Bit Socket	3/8"
9-43575	5/16"	Socket 6 Pt. Deep Inch	1/4"	9-42667	T-50	Torx® Bit Socket	3/8"
9-43576	11/32"	Socket 6 Pt. Deep Inch	1/4"	9-42651	.030 x 7/32"	Slotted Screwdriver Bit Socket	3/8"
9-43577	3/8"	Socket 6 Pt. Deep Inch	1/4"	9-42653	.055 x 3/8"	Slotted Screwdriver Bit Socket	3/8"
9-43578	7/16"	Socket 6 Pt. Deep Inch	1/4"	9-42652	.039 x 9/32"	Slotted Screwdriver Bit Socket	3/8"
9-43589	1/2"	Socket 6 Pt. Deep Inch	1/4"	9-44369	#1	Phillips Bit Socket	3/8"
9-43587	9/16"	Socket 6 Pt. Deep Inch	1/4"	9-44371	#2	Phillips Bit Socket	3/8"
9-44401	4mm	Socket 6 Pt. Deep Metric	1/4"	9-44372	#3	Phillips Bit Socket	3/8"
9-44402	5mm	Socket 6 Pt. Deep Metric	1/4"	9-44373	#4	Phillips Bit Socket	3/8"
9-44403	6mm	Socket 6 Pt. Deep Metric	1/4"	9-44834		Professional Stubby Flex Teardrop Ratchet	3/8"
9-44404	7mm	Socket 6 Pt. Deep Metric	1/4"	9-44833	11"	Professional Full Polish Quick Release	
9-44405	8mm	Socket 6 Pt. Deep Metric	1/4"			Teardrop Ratchet	3/8"
9-44406	9mm	Socket 6 Pt. Deep Metric	1/4"	9-44813	7-5/8"	Professional Full Polish Quick Release	
9-44407	10mm	Socket 6 Pt. Deep Metric	1/4"			Teardrop Ratchet	3/8"
9-44408	11mm	Socket 6 Pt. Deep Metric	1/4"	9-44264	3"	Extension Bar	3/8"
9-44409	12mm	Socket 6 Pt. Deep Metric	1/4"	9-44261	6"	Extension Bar	3/8"
9-44411	13mm	Socket 6 Pt. Deep Metric	1/4"	9-44262	10"	Extension Bar	3/8"
9-44412	14mm	Socket 6 Pt. Deep Metric	1/4"	9-4256	3/8"F x 1/4"M	Socket Adapter	3/8"
9-44812	1/4"	Professional Full Polish Quick Release		9-4258	3/8"F x 1/2"M	Socket Adapter	3/8"
		Teardrop Ratchet	1/4"	9-4435		Universal Joint	3/8"
9-43538	1-1/2"	Extension Bar	1/4"	9-44053	3/8"	Socket 6 Pt. Std Inch	1/2"
9-43539	3"	Extension Bar	1/4"	9-44054	7/16"	Socket 6 Pt. Std Inch	1/2"
9-43531	6"	Extension Bar	1/4"	9-44055	1/2"	Socket 6 Pt. Std Inch	1/2"
9-4257	1/4"F x 3/8"M	Socket Adapter	1/4"	9-44056	9/16"	Socket 6 Pt. Std Inch	1/2"
9-4280		Universal Joint	1/4"	9-44057	5/8"	Socket 6 Pt. Std Inch	1/2"
9-43393	1/4"	Plastic Handle Driver	1/4"	9-44058	11/16"	Socket 6 Pt. Std Inch	1/2"
9-43001	3/8"	Socket 6 Pt. Std Inch	3/8"	9-44059	3/4"	Socket 6 Pt. Std Inch	1/2"
9-43002	7/16"	Socket 6 Pt. Std Inch	3/8"	9-44063	13/16"	Socket 6 Pt. Std Inch	1/2"
9-43003	1/2"	Socket 6 Pt. Std Inch	3/8"	9-44064	7/8"	Socket 6 Pt. Std Inch	1/2"
9-43004	9/16"	Socket 6 Pt. Std Inch	3/8"	9-44065	15/16"	Socket 6 Pt. Std Inch	1/2"
9-43005	5/8"	Socket 6 Pt. Std Inch	3/8"	9-44066	1"	Socket 6 Pt. Std Inch	1/2"
9-43006	11/16"	Socket 6 Pt. Std Inch	3/8"	9-44067	1-1/16"	Socket 6 Pt. Std Inch	1/2"
9-43007	3/4"	Socket 6 Pt. Std Inch	3/8"	9-44068	1-1/8"	Socket 6 Pt. Std Inch	1/2"
9-43008	13/16"	Socket 6 Pt. Std Inch	3/8"	9-44069	1-1/4"	Socket 6 Pt. Std Inch	1/2"
9-43013	7/8"	Socket 6 Pt. Std Inch	3/8"	9-44251	9mm	Socket 6 Pt. Std Metric	1/2"
9-43541	9mm	Socket 6 Pt. Std Metric	3/8"	9-44252	10mm	Socket 6 Pt. Std Metric	1/2"
9-43542	10mm	Socket 6 Pt. Std Metric	3/8"	9-44253	11mm	Socket 6 Pt. Std Metric	1/2"
9-43543	11mm	Socket 6 Pt. Std Metric	3/8"	9-44254	12mm	Socket 6 Pt. Std Metric	1/2"
9-43544	12mm	Socket 6 Pt. Std Metric	3/8"	9-44255	13mm	Socket 6 Pt. Std Metric	1/2"
9-43545	13mm	Socket 6 Pt. Std Metric	3/8"	9-44256	14mm	Socket 6 Pt. Std Metric	1/2"
9-43546	14mm	Socket 6 Pt. Std Metric	3/8"	9-44257	15mm	Socket 6 Pt. Std Metric	1/2"
9-43547	15mm	Socket 6 Pt. Std Metric	3/8"	9-44273	16mm	Socket 6 Pt. Std Metric	1/2"
9-43570	16mm	Socket 6 Pt. Std Metric	3/8"	9-44258	17mm	Socket 6 Pt. Std Metric	1/2"
9-43548	17mm	Socket 6 Pt. Std Metric	3/8"	9-44228	18mm	Socket 6 Pt. Std Metric	1/2"
9-43579	18mm	Socket 6 Pt. Std Metric	3/8"	9-44259	19mm	Socket 6 Pt. Std Metric	1/2"
9-43549	19mm	Socket 6 Pt. Std Metric	3/8"	9-44274	20mm	Socket 6 Pt. Std Metric	1/2"
9-43580	20mm	Socket 6 Pt. Std Metric	3/8"	9-44278	21mm	Socket 6 Pt. Std Metric	1/2"
9-43584	21mm	Socket 6 Pt. Std Metric	3/8"	9-44265	22mm	Socket 6 Pt. Std Metric	1/2"
9-43333	3/8"	Socket 6 Pt. Deep Inch	3/8"	9-44441	13 mm	Socket 12 Pt. Deep Metric	1/2"
9-43331	7/16"	Socket 6 Pt. Deep Inch	3/8"	9-44444	14 mm	Socket 12 Pt. Deep Metric	1/2"
9-43332	1/2"	Socket 6 Pt. Deep Inch	3/8"	9-44442	15 mm	Socket 12 Pt. Deep Metric	1/2"
9-43334	9/16"	Socket 6 Pt. Deep Inch	3/8"	9-44443	16 mm	Socket 12 Pt. Deep Metric	1/2"
9-43335	5/8"	Socket 6 Pt. Deep Inch	3/8"	9-44445	17 mm	Socket 12 Pt. Deep Metric	1/2"
9-43336	11/16"	Socket 6 Pt. Deep Inch	3/8"	9-44459	18 mm	Socket 12 Pt. Deep Metric	1/2"
9-43337	3/4"	Socket 6 Pt. Deep Inch	3/8"	9-44446	19 mm	Socket 12 Pt. Deep Metric	1/2"
9-43338	13/16"	Socket 6 Pt. Deep Inch	3/8"	9-44462	20 mm	Socket 12 Pt. Deep Metric	1/2"
9-43339	7/8"	Socket 6 Pt. Deep Inch	3/8"	9-44447	21 mm	Socket 12 Pt. Deep Metric	1/2"
9-44425	9mm	Socket 6 Pt. Deep Metric	3/8"	9-44448	22 mm	Socket 12 Pt. Deep Metric	1/2"
9-44426	10mm	Socket 6 Pt. Deep Metric	3/8"	9-44463	24 mm	Socket 12 Pt. Deep Metric	1/2"
9-44427	11mm	Socket 6 Pt. Deep Metric	3/8"	9-47582	1/2"	Socket 6 Pt. Deep Inch	1/2"
9-44428	12mm	Socket 6 Pt. Deep Metric	3/8"	9-47583	9/16"	Socket 6 Pt. Deep Inch	1/2"

Set Contents

347 Pc. Advanced Auto / Diesel Tool Set – continued

Part #	Size	Description	Drive	Part #	Size	Description	Drive
9-47584	5/8"	Socket 6 Pt. Deep Inch	1/2"	9-44119	18mm	Full Polish Stubby Combination Wrench Metric	
9-47585	11/16"	Socket 6 Pt. Deep Inch	1/2"	9-44120	19mm	Full Polish Stubby Combination Wrench Metric	
9-47586	3/4"	Socket 6 Pt. Deep Inch	1/2"	9-44122	20mm	Full Polish Stubby Combination Wrench Metric	
9-47587	13/16"	Socket 6 Pt. Deep Inch	1/2"	9-44124	21mm	Full Polish Stubby Combination Wrench Metric	
9-47588	7/8"	Socket 6 Pt. Deep Inch	1/2"	9-44130	22mm	Full Polish Stubby Combination Wrench Metric	
9-47589	15/16"	Socket 6 Pt. Deep Inch	1/2"	9-45716	6"	Professional Long Nose Pliers	
9-47591	1"	Socket 6 Pt. Deep Inch	1/2"	9-45760	6-3/4"	Professional Slip Joint Pliers	
9-47592	1-1/16"	Socket 6 Pt. Deep Inch	1/2"	9-45761	9-1/2"	Professional Tongue & Groove Pliers	
9-47593	1-1/8"	Socket 6 Pt. Deep Inch	1/2"	9-45762	6"	Professional Diagonal Pliers	
9-44814		Professional Full Polish Quick Release Teardrop Ratchet	1/2"	9-45763	8"	Professional Long Nose Locking Pliers	
				9-45715	10"	Professional Straight Jaw Locking Pliers	
9-44133	3"	Extension Bar	1/2"	9-45710	7"	Professional Curved Jaw Locking Pliers	
9-44131	6"	Extension Bar	1/2"	9-47383	0.070"	Qtr-Turn® Retaining Ring Pliers	
9-44132	10"	Extension Bar	1/2"	9-47384	0.038"	Qtr-Turn® Retaining Ring Pliers	
9-44202	18"	Flex T-Handle	1/2"	9-47189	1/8" x 3"	Professional Slotted Screwdriver	
9-4259	1/2" F x 3/8" M	Socket Adapter	1/2"	9-47191	3/16" x 6"	Professional Slotted Screwdriver	
9-4425		Universal Joint	1/2"	9-47195	1/4" x 6"	Professional Slotted Screwdriver	
9-44166	15/16" - 6"	Professional Adjustable Wrench		9-47197	5/16" x 6"	Professional Slotted Screwdriver	
9-44167	1-1/8" - 8"	Professional Adjustable Wrench		9-47184	#1 x 4"	ProfessionalPhillips Screwdriver	
9-44168	1-1/4" - 10"	Professional Adjustable Wrench		9-47186	#2 x 4"	ProfessionalPhillips Screwdriver	
9-44175	9 x 11mm	Flare Nut Wrench Metric		9-47187	#3 x 6"	ProfessionalPhillips Screwdriver	
9-44176	10 x 12mm	Flare Nut Wrench Metric		9-4118	#2 x 1-1/2"	Phillips Screwdriver	
9-44177	13 x 14mm	Flare Nut Wrench Metric		9-4151	1/4" x 1-1/2"	Slotted Screwdriver	
9-44178	15 x 17mm	Flare Nut Wrench Metric		9-31211	8"	Shoe Rasp File	
9-44179	19 x 21mm	Flare Nut Wrench Metric		9-31303	7"	Slim Taper File	
9-44174	3/8" x 7/16"	Flare Nut Wrench Inch		9-31310	8"	Mill File	
9-44171	1/2" x 9/16"	Flare Nut Wrench Inch		9-31311	8"	Half Round File	
9-44173	5/8" x 11/16"	Flare Nut Wrench Inch		9-31312	8"	Round File	
9-44172	3/4" x 7/8"	Flare Nut Wrench Inch		9-38262	40 oz.	Blacksmith Hammer	
9-45973	1/4"	Full Polish Combination Wrench Inch		9-38292	12 oz. 12-1/2"	Plastic Tip Hammer	
9-45974	5/16"	Full Polish Combination Wrench Inch		9-38464	12 oz.	Hickory Handle Ball Pein Hammer	
9-45975	3/8"	Full Polish Combination Wrench Inch		9-38466	24 oz.	Hickory Handle Ball Pein Hammer	
9-45976	7/16"	Full Polish Combination Wrench Inch		EHT81112	32 oz.	Brass Hammer	
9-45977	1/2"	Full Polish Combination Wrench Inch		9-42861	3/8"	Center Punch	
9-45978	9/16"	Full Polish Combination Wrench Inch		9-42841	3/8"	Prick Punch	
9-45979	5/8"	Full Polish Combination Wrench Inch		9-42881	1/16"	Pin Punch	
9-45980	11/16"	Full Polish Combination Wrench Inch		9-42882	3/32"	Pin Punch	
9-45981	3/4"	Full Polish Combination Wrench Inch		9-42883	1/8"	Pin Punch	
9-45982	13/16"	Full Polish Combination Wrench Inch		9-42885	3/16"	Pin Punch	
9-45983	7/8"	Full Polish Combination Wrench Inch		9-42901	5/32"	Line-Up Tool	
9-45984	15/16"	Full Polish Combination Wrench Inch		9-42902	3/16"	Line-Up Tool	
9-45985	1"	Full Polish Combination Wrench Inch		9-42971	1/4" x 4"	Cold Chisel	
9-45986	7mm	Full Polish Combination Wrench Metric		9-42974	5/8" x 6"	Cold Chisel	
9-45987	8mm	Full Polish Combination Wrench Metric		9-42973	1/2"	Cold Chisel	
9-45988	9mm	Full Polish Combination Wrench Metric		9-42975	3/4"	Cold Chisel	
9-45989	10mm	Full Polish Combination Wrench Metric		EHT33204	1/2"	Brass Drift Punch	
9-45990	11mm	Full Polish Combination Wrench Metric		9-42892	16"	Rolling Wedge Bar	
9-45991	12mm	Full Polish Combination Wrench Metric		9-4283	1/2" x 16"	Pry Bar	
9-45992	13mm	Full Polish Combination Wrench Metric		70-537	11/16" x 24"	Pry Bar	
9-45993	14mm	Full Polish Combination Wrench Metric		9-46754	13 Pc.	Ball End Hex Key Set Inch	
9-45994	15mm	Full Polish Combination Wrench Metric		9-46755	13 Pc.	Ball End Hex Key Set Metric	
9-45995	16mm	Full Polish Combination Wrench Metric		9-4070	2-1/4"	Round Inspection Mirror	
9-45996	17mm	Full Polish Combination Wrench Metric		9-47672		Battery Terminal Puller	
9-45997	18mm	Full Polish Combination Wrench Metric		9-36143	12"	Convertible Heavy-Duty Hacksaw	
9-45998	19mm	Full Polish Combination Wrench Metric		9-37392	1" x 8M/26'	Locking Tape Measure	
9-44089	5/16"	Full Polish Stubby Combination Wrench Inch		9-3669		Shoehandle Wire Brush	
9-44103	3/8"	Full Polish Stubby Combination Wrench Inch		9-41322	23-1/2"	Flexible Pick-Up Tool with Spring Jaws	
9-44104	7/16"	Full Polish Stubby Combination Wrench Inch		9-82563		Electrical Repair Tool	
9-44105	1/2"	Full Polish Stubby Combination Wrench Inch		9-40811	36 Blade	Standard/Metric Master Thickness Gauge	
9-44106	9/16"	Full Polish Stubby Combination Wrench Inch		9-90344		Tire ValveRepair Tool	
9-44107	5/8"	Full Polish Stubby Combination Wrench Inch		9-94815	1-1/4"	Chisel Stainless Putty Knife	
9-44108	11/16"	Full Polish Stubby Combination Wrench Inch		9-94853		Retractable Aluminum Utility Knife	
9-44109	3/4"	Full Polish Stubby Combination Wrench Inch		9-A015902		Safety Glasses	
9-44099	13/16"	Full Polish Stubby Combination Wrench Inch		9-HLQM24		Hearing Protection	
9-44100	7/8"	Full Polish Stubby Combination Wrench Inch		9-45494		Brake Spring Pliers	
9-44102	15/16"	Full Polish Stubby Combination Wrench Inch		9-45496		Brake Adjusting Tool	
9-44110	1"	Full Polish Stubby Combination Wrench Inch		9-47767		Brake Retaining Spring Tool	
9-44112	9mm	Full Polish Stubby Combination Wrench Metric		34-93660		LED Flashlight	
9-44113	10mm	Full Polish Stubby Combination Wrench Metric		KDS126		High-Low Voltage Tester	
9-44114	12mm	Full Polish Stubby Combination Wrench Metric		KDS203		Battery Nut Pliers	
9-44115	13mm	Full Polish Stubby Combination Wrench Metric		KDS2173		3-Way Battery Tool	
9-44116	14mm	Full Polish Stubby Combination Wrench Metric		KDS2522	6"	Stainless Rule	
9-44117	15mm	Full Polish Stubby Combination Wrench Metric		KDS3121	5 Pc.	Hook and Pick	
9-44140	16mm	Full Polish Stubby Combination Wrench Metric		KDS485		Gasket Scraper	
9-44118	17mm	Full Polish Stubby Combination Wrench Metric					

9-200500 100 Pc. 1/4" and 3/8" Drive Mechanic's Tool Set

Part #	Size	Description	Drive	Part #	Size	Description	Drive
9-43481	5/32"	Socket 6 Pt. Std Inch	1/4"	9-43499	1/2"	Socket 6 Pt. Std Inch	1/4"
9-43491	3/16"	Socket 6 Pt. Std Inch	1/4"	9-43480	9/16"	Socket 6 Pt. Std Inch	1/4"
9-43492	7/32"	Socket 6 Pt. Std Inch	1/4"	9-43571	3/16"	Socket 6 Pt. Deep Inch	1/4"
9-43493	1/4"	Socket 6 Pt. Std Inch	1/4"	9-43572	7/32"	Socket 6 Pt. Deep Inch	1/4"
9-43494	9/32"	Socket 6 Pt. Std Inch	1/4"	9-43573	1/4"	Socket 6 Pt. Deep Inch	1/4"
9-43495	5/16"	Socket 6 Pt. Std Inch	1/4"	9-43574	9/32"	Socket 6 Pt. Deep Inch	1/4"
9-43496	11/32"	Socket 6 Pt. Std Inch	1/4"	9-43575	5/16"	Socket 6 Pt. Deep Inch	1/4"
9-43497	3/8"	Socket 6 Pt. Std Inch	1/4"	9-43576	11/32"	Socket 6 Pt. Deep Inch	1/4"
9-43498	7/16"	Socket 6 Pt. Std Inch	1/4"	9-43577	3/8"	Socket 6 Pt. Deep Inch	1/4"

100 Pc. 1/4" and 3/8" Drive Mechanic's Tool Set – continued

Part #	Size	Description	Drive	Part #	Size	Description	Drive
9-43578	7/16"	Socket 6 Pt. Deep Inch	1/4"	9-44339	7/8"	Socket 12 Pt. Std Inch	3/8"
9-43589	1/2"	Socket 6 Pt. Deep Inch	1/4"	9-43333	3/8"	Socket 6 Pt. Deep Inch	3/8"
9-43587	9/16"	Socket 6 Pt. Deep Inch	1/4"	9-43331	7/16"	Socket 6 Pt. Deep Inch	3/8"
9-43505	4mm	Socket 6 Pt. Std Metric	1/4"	9-43332	1/2"	Socket 6 Pt. Deep Inch	3/8"
9-43501	5mm	Socket 6 Pt. Std Metric	1/4"	9-43334	9/16"	Socket 6 Pt. Deep Inch	3/8"
9-43511	5.5mm	Socket 6 Pt. Std Metric	1/4"	9-43335	5/8"	Socket 6 Pt. Deep Inch	3/8"
9-43502	6mm	Socket 6 Pt. Std Metric	1/4"	9-43336	11/16"	Socket 6 Pt. Deep Inch	3/8"
9-43503	7mm	Socket 6 Pt. Std Metric	1/4"	9-43337	3/4"	Socket 6 Pt. Deep Inch	3/8"
9-43504	8mm	Socket 6 Pt. Std Metric	1/4"	9-43338	13/16"	Socket 6 Pt. Deep Inch	3/8"
9-43507	9mm	Socket 6 Pt. Std Metric	1/4"	9-43339	7/8"	Socket 6 Pt. Deep Inch	3/8"
9-43508	10mm	Socket 6 Pt. Std Metric	1/4"	9-43328	15/16"	Socket 6 Pt. Deep Inch	3/8"
9-43509	11mm	Socket 6 Pt. Std Metric	1/4"	9-43329	1"	Socket 6 Pt. Deep Inch	3/8"
9-43513	12mm	Socket 6 Pt. Std Metric	1/4"	9-44301	9mm	Socket 12 Pt. Std Metric	3/8"
9-43514	13mm	Socket 6 Pt. Std Metric	1/4"	9-44302	10mm	Socket 12 Pt. Std Metric	3/8"
9-43512	14mm	Socket 6 Pt. Std Metric	1/4"	9-44309	11mm	Socket 12 Pt. Std Metric	3/8"
9-44401	4mm	Socket 6 Pt. Deep Metric	1/4"	9-44303	12mm	Socket 12 Pt. Std Metric	3/8"
9-44402	5mm	Socket 6 Pt. Deep Metric	1/4"	9-44304	13mm	Socket 12 Pt. Std Metric	3/8"
9-44403	6mm	Socket 6 Pt. Deep Metric	1/4"	9-44305	14mm	Socket 12 Pt. Std Metric	3/8"
9-44404	7mm	Socket 6 Pt. Deep Metric	1/4"	9-44306	15mm	Socket 12 Pt. Std Metric	3/8"
9-44405	8mm	Socket 6 Pt. Deep Metric	1/4"	9-44311	16mm	Socket 12 Pt. Std Metric	3/8"
9-44406	9mm	Socket 6 Pt. Deep Metric	1/4"	9-44307	17mm	Socket 12 Pt. Std Metric	3/8"
9-44407	10mm	Socket 6 Pt. Deep Metric	1/4"	9-44312	18mm	Socket 12 Pt. Std Metric	3/8"
9-44408	11mm	Socket 6 Pt. Deep Metric	1/4"	9-44308	19mm	Socket 12 Pt. Std Metric	3/8"
9-44409	12mm	Socket 6 Pt. Deep Metric	1/4"	9-44314	21mm	Socket 12 Pt. Std Metric	3/8"
9-44411	13mm	Socket 6 Pt. Deep Metric	1/4"	9-44425	9mm	Socket 6 Pt. Deep Metric	3/8"
9-44412	14mm	Socket 6 Pt. Deep Metric	1/4"	9-44426	10mm	Socket 6 Pt. Deep Metric	3/8"
9-44812	1/4"	Full Polish Quick Release Teardrop Ratchet	1/4"	9-44427	11mm	Socket 6 Pt. Deep Metric	3/8"
9-43539	3"	Extension Bar	1/4"	9-44428	12mm	Socket 6 Pt. Deep Metric	3/8"
9-43531	6"	Extension Bar	1/4"	9-44429	13mm	Socket 6 Pt. Deep Metric	3/8"
9-4257	1/4"F x 3/8"M	Socket Adapter	1/4"	9-44431	14mm	Socket 6 Pt. Deep Metric	3/8"
9-4280		Universal Joint	1/4"	9-44432	15mm	Socket 6 Pt. Deep Metric	3/8"
9-43393	6"	Plastic Handle Driver	1/4"	9-44433	16mm	Socket 6 Pt. Deep Metric	3/8"
9-44329	5/16"	Socket 12 Pt. Std Inch	3/8"	9-44434	17mm	Socket 6 Pt. Deep Metric	3/8"
9-44331	3/8"	Socket 12 Pt. Std Inch	3/8"	9-44435	18mm	Socket 6 Pt. Deep Metric	3/8"
9-44332	7/16"	Socket 12 Pt. Std Inch	3/8"	9-44436	19mm	Socket 6 Pt. Deep Metric	3/8"
9-44333	1/2"	Socket 12 Pt. Std Inch	3/8"	9-44813	3/8"	Full Polish Quick Release Teardrop Ratchet	3/8"
9-44334	9/16"	Socket 12 Pt. Std Inch	3/8"	9-44264	3"	Extension Bar	3/8"
9-44335	5/8"	Socket 12 Pt. Std Inch	3/8"	9-44261	6"	Extension Bar	3/8"
9-44336	11/16"	Socket 12 Pt. Std Inch	3/8"	9-44262	10"	Extension Bar	3/8"
9-44337	3/4"	Socket 12 Pt. Std Inch	3/8"	9-4256	3/8"F x 1/4"M	Socket Adapter	3/8"
9-44338	13/16"	Socket 12 Pt. Std Inch	3/8"	9-4435		Universal Joint	3/8"

9-200550 248 Pc. Advanced Auto Body Tool Set

Part #	Size	Description	Drive	Part #	Size	Description	Drive
9-43481	5/32"	Socket 6 Pt. Std Inch	1/4"	9-44411	13mm	Socket 6 Pt. Deep Metric	1/4"
9-43491	3/16"	Socket 6 Pt. Std Inch	1/4"	9-44412	14mm	Socket 6 Pt. Deep Metric	1/4"
9-43492	7/32"	Socket 6 Pt. Std Inch	1/4"	10-868	T-8	Torx® Socket	1/4"
9-43493	1/4"	Socket 6 Pt. Std Inch	1/4"	10-870	T-10	Torx® Socket	1/4"
9-43494	9/32"	Socket 6 Pt. Std Inch	1/4"	9-42661	T-15	Torx® Socket	1/4"
9-43495	5/16"	Socket 6 Pt. Std Inch	1/4"	9-42262	T-20	Torx® Socket	1/4"
9-43496	11/32"	Socket 6 Pt. Std Inch	1/4"	9-42263	T-25	Torx® Socket	1/4"
9-43497	3/8"	Socket 6 Pt. Std Inch	1/4"	9-44812	1/4"	Full Polish Quick Release Teardrop Ratchet	1/4"
9-43498	7/16"	Socket 6 Pt. Std Inch	1/4"	9-43539	3"	Extension Bar	1/4"
9-43499	1/2"	Socket 6 Pt. Std Inch	1/4"	9-43531	6"	Extension Bar	1/4"
9-43480	9/16"	Socket 6 Pt. Std Inch	1/4"	9-4257	1/4"F x 3/8"M	Socket Adapter	1/4"
9-43571	3/16"	Socket 6 Pt. Deep Inch	1/4"	9-4280		Universal Joint	1/4"
9-43572	7/32"	Socket 6 Pt. Deep Inch	1/4"	9-43393	6"	Plastic Handle Driver	1/4"
9-43573	1/4"	Socket 6 Pt. Deep Inch	1/4"	9-44329	5/16"	Socket 12 Pt. Std Inch	3/8"
9-43574	9/32"	Socket 6 Pt. Deep Inch	1/4"	9-50655	3/8"	Socket 12 Pt. Std Inch	3/8"
9-43575	5/16"	Socket 6 Pt. Deep Inch	1/4"	9-50656	7/16"	Socket 12 Pt. Std Inch	3/8"
9-43576	11/32"	Socket 6 Pt. Deep Inch	1/4"	9-50657	1/2"	Socket 12 Pt. Std Inch	3/8"
9-43577	3/8"	Socket 6 Pt. Deep Inch	1/4"	9-50658	9/16"	Socket 12 Pt. Std Inch	3/8"
9-43578	7/16"	Socket 6 Pt. Deep Inch	1/4"	9-50659	5/8"	Socket 12 Pt. Std Inch	3/8"
9-43589	1/2"	Socket 6 Pt. Deep Inch	1/4"	9-50660	11/16"	Socket 12 Pt. Std Inch	3/8"
9-43587	9/16"	Socket 6 Pt. Deep Inch	1/4"	9-50661	3/4"	Socket 12 Pt. Std Inch	3/8"
9-43505	4mm	Socket 6 Pt. Std Metric	1/4"	9-50662	13/16"	Socket 12 Pt. Std Inch	3/8"
9-43501	5mm	Socket 6 Pt. Std Metric	1/4"	9-50663	7/8"	Socket 12 Pt. Std Inch	3/8"
9-43511	5.5mm	Socket 6 Pt. Std Metric	1/4"	9-43333	3/8"	Socket 6 Pt. Deep Inch	3/8"
9-43502	6mm	Socket 6 Pt. Std Metric	1/4"	9-43331	7/16"	Socket 6 Pt. Deep Inch	3/8"
9-43503	7mm	Socket 6 Pt. Std Metric	1/4"	9-43332	1/2"	Socket 6 Pt. Deep Inch	3/8"
9-43504	8mm	Socket 6 Pt. Std Metric	1/4"	9-43334	9/16"	Socket 6 Pt. Deep Inch	3/8"
9-43507	9mm	Socket 6 Pt. Std Metric	1/4"	9-43335	5/8"	Socket 6 Pt. Deep Inch	3/8"
9-43508	10mm	Socket 6 Pt. Std Metric	1/4"	9-43336	11/16"	Socket 6 Pt. Deep Inch	3/8"
9-43509	11mm	Socket 6 Pt. Std Metric	1/4"	9-43337	3/4"	Socket 6 Pt. Deep Inch	3/8"
9-43513	12mm	Socket 6 Pt. Std Metric	1/4"	9-43338	13/16"	Socket 6 Pt. Deep Inch	3/8"
9-43514	13mm	Socket 6 Pt. Std Metric	1/4"	9-43339	7/8"	Socket 6 Pt. Deep Inch	3/8"
9-43512	14mm	Socket 6 Pt. Std Metric	1/4"	9-43328	15/16"	Socket 6 Pt. Deep Inch	3/8"
9-44401	4mm	Socket 6 Pt. Deep Metric	1/4"	9-43329	1"	Socket 6 Pt. Deep Inch	3/8"
9-44402	5mm	Socket 6 Pt. Deep Metric	1/4"	9-44301	9mm	Socket 12 Pt. Std Metric	3/8"
9-44403	6mm	Socket 6 Pt. Deep Metric	1/4"	9-44308	19mm	Socket 12 Pt. Std Metric	3/8"
9-44404	7mm	Socket 6 Pt. Deep Metric	1/4"	9-44314	21mm	Socket 12 Pt. Std Metric	3/8"
9-44405	8mm	Socket 6 Pt. Deep Metric	1/4"	9-34641	10mm	Socket 12 Pt. Std Metric	3/8"
9-44406	9mm	Socket 6 Pt. Deep Metric	1/4"	9-34643	12mm	Socket 12 Pt. Std Metric	3/8"
9-44407	10mm	Socket 6 Pt. Deep Metric	1/4"	9-34644	13mm	Socket 12 Pt. Std Metric	3/8"
9-44408	11mm	Socket 6 Pt. Deep Metric	1/4"	9-34645	14mm	Socket 12 Pt. Std Metric	3/8"
9-44409	12mm	Socket 6 Pt. Deep Metric	1/4"	9-34646	15mm	Socket 12 Pt. Std Metric	3/8"

Set Contents

248 Pc. Advanced Auto Body Tool Set – continued

Part #	Size	Description	Drive	Part #	Size	Description	Drive
9-34648	17mm	Socket 12 Pt. Std Metric	3/8"	9-45989	10mm	Full Polish Combination Wrench Metric	
9-34649	18mm	Socket 12 Pt. Std Metric	3/8"	9-45990	11mm	Full Polish Combination Wrench Metric	
9-34651	19mm	Socket 12 Pt. Std Metric	3/8"	9-45991	12mm	Full Polish Combination Wrench Metric	
9-45921	21mm	Socket 12 Pt. Std Metric	3/8"	9-45992	13mm	Full Polish Combination Wrench Metric	
9-44425	9mm	Socket 6 Pt. Deep Metric	3/8"	9-45993	14mm	Full Polish Combination Wrench Metric	
9-44426	10mm	Socket 6 Pt. Deep Metric	3/8"	9-45994	15mm	Full Polish Combination Wrench Metric	
9-44427	11mm	Socket 6 Pt. Deep Metric	3/8"	9-45995	16mm	Full Polish Combination Wrench Metric	
9-44428	12mm	Socket 6 Pt. Deep Metric	3/8"	9-45996	17mm	Full Polish Combination Wrench Metric	
9-44429	13mm	Socket 6 Pt. Deep Metric	3/8"	9-45997	18mm	Full Polish Combination Wrench Metric	
9-44431	14mm	Socket 6 Pt. Deep Metric	3/8"	9-45998	19mm	Full Polish Combination Wrench Metric	
9-44432	15mm	Socket 6 Pt. Deep Metric	3/8"	9-46677	20 Pc.	Short and Long Arm Hex Keys Metric	
9-44433	16mm	Socket 6 Pt. Deep Metric	3/8"	9-46696	20 Pc.	Short and Long Arm Hex Keys Inch	
9-44434	17mm	Socket 6 Pt. Deep Metric	3/8"	9-42713	10"	Compound Leverage Aviation Snips, Regular Straight Cut	
9-44435	18mm	Socket 6 Pt. Deep Metric	3/8"	9-47184	#1 x 4"	Professional Phillips Screwdriver	
9-44436	19mm	Socket 6 Pt. Deep Metric	3/8"	9-47185	#2 x 2 1/4"	Professional Phillips Screwdriver	
11-878	T-27	Torx® Socket	3/8"	9-47186	#2 x 4	Professional Phillips Screwdriver	
9-42664	T-30	Torx® Socket	3/8"	9-47193	1/4" x 2 1/4"	Professional Slotted Screwdriver	
9-42665	T-40	Torx® Socket	3/8"	9-47194	1/4" x 4"	Professional Slotted Screwdriver	
9-42666	T-45	Torx® Socket	3/8"	9-47195	1/4" x 6"	Professional Slotted Screwdriver	
9-42667	T-50	Torx® Socket	3/8"	9-47197	5/16" x 6"	Professional Slotted Screwdriver	
11-888	T-55	Torx® Socket	3/8"	9-47199	3/8" x 8"	Professional Slotted Screwdriver	
9-46669	5/32"	Hex Bit Sockets Inch	3/8"	9-45711	7"	Professional Straight Jaw Locking Pliers	
9-46661	3/16"	Hex Bit Sockets Inch	3/8"	9-45760	6-3/4"	Professional Slip Joint Pliers	
9-46662	7/32"	Hex Bit Sockets Inch	3/8"	9-45766	10-1/2"	Professional Tongue & Groove Pliers	
9-46663	1/4"	Hex Bit Sockets Inch	3/8"	9-45763	8"	Professional Long Nose Pliers	
9-46664	5/16"	Hex Bit Sockets Inch	3/8"	9-45767	8"	Professional Wide Jaw Pliers	
9-46665	3/8"	Hex Bit Sockets Inch	3/8"	9-47288		Cross Chisel Hammer	
9-42674	4 mm	Hex Bit Sockets Metric	3/8"	9-47290		Shrinking Hammer	
9-42675	5 mm	Hex Bit Sockets Metric	3/8"	9-47298		Utility Pick Hammer	
9-42676	6 mm	Hex Bit Sockets Metric	3/8"	9-47293		Toe Dolly	
9-42677	7 mm	Hex Bit Sockets Metric	3/8"	9-47294		Heel Dolly	
9-42678	8 mm	Hex Bit Sockets Metric	3/8"	9-47295		General Purpose Dolly	
9-42679	10 mm	Hex Bit Sockets Metric	3/8"	9-47292		Light Dinging Spoon	
9-42651	.030 x 7/32"	Slotted Bit Sockets	3/8"	9-42281	1/16"	Pin Punch	
9-42653	.055 x 3/8"	Slotted Bit Sockets	3/8"	9-42282	3/32"	Pin Punch	
9-42652	.039 x 9/32"	Slotted Bit Sockets	3/8"	9-42283	1/8"	Pin Punch	
9-44371	#2	Phillips Bit Sockets	3/8"	9-42284	5/32"	Pin Punch	
9-44372	#3	Phillips Bit Sockets	3/8"	9-42901	5/32"	Line Up Punch	
9-44373	#4	Phillips Bit Sockets	3/8"	9-42971	1/4" x 4"	Cold Chisel	
9-44813	3/8"	Full Polish Quick Release Teardrop Ratchet	3/8"	9-42972	3/8" x 5"	Cold Chisel	
9-44264	3"	Extension Bar	3/8"	9-42973	1/2" x 6"	Cold Chisel	
9-44261	6"	Extension Bar	3/8"	9-94816	3"	3" Stiff Scraper	
9-44262	10"	Extension Bar	3/8"	9-A013640		Safety Glasses	
9-4256	3/8"F x 1/4"M	Socket Adapter	3/8"	9-A040650		Safety Goggles	
9-4435		Universal Joint	3/8"	9AT11SP	11"	Locking C-Clamp	
9-44363	10"	Flex-Handle	3/8"	9-HLQM24		Hearing Protector	
9-45973	1/4"	Full Polish Combination Wrench Inch		9-SG89800		Sanding Block	
9-45974	5/16"	Full Polish Combination Wrench Inch		EHT21360		Hacksaw (Challenger)	
9-45975	3/8"	Full Polish Combination Wrench Inch		KDS126		High-Low Voltage Tester	
9-45976	7/16"	Full Polish Combination Wrench Inch		KDS2038		Window Moulding Remover Tool	
9-45977	1/2"	Full Polish Combination Wrench Inch		KDS2822		Trim Pad Removing Tool	
9-45978	9/16"	Full Polish Combination Wrench Inch		KDS431		Door Handle & Window Lift Remover	
9-45979	5/8"	Full Polish Combination Wrench Inch		KDS485		Gasket Scraper	
9-45980	11/16"	Full Polish Combination Wrench Inch		KDS3786-73		Door Panel Remover GM/VW	
9-45981	3/4"	Full Polish Combination Wrench Inch		KDS3786-72		Door Panel Remover Foreign/Domestic	
9-45982	13/16"	Full Polish Combination Wrench Inch		KDS378-71		Door Trim Pad Tool	
9-45983	7/8"	Full Polish Combination Wrench Inch		9-37392	1" x 8M	Locking Tape Measure	
9-45984	15/16"	Full Polish Combination Wrench Inch		9-41028		Scratch Awl	
9-45985	1"	Full Polish Combination Wrench Inch		9-3669		Shoehandle Wire Brush	
9-45986	7mm	Full Polish Combination Wrench Metric		9-16387		Heavy Duty Blow Gun	
9-45987	8mm	Full Polish Combination Wrench Metric		9-4717	5 Pc.	Specialty Tool Kit	
9-45988	9mm	Full Polish Combination Wrench Metric					

9-200560 428 Pc. Professional Auto Tool Set

Part #	Size	Description	Drive	Part #	Size	Description	Drive
9-43608	3/16"	Socket 12 Pt. Std Inch	1/4"	9-43572	7/32"	Socket 6 Pt. Deep Inch	1/4"
9-43609	7/32"	Socket 12 Pt. Std Inch	1/4"	9-43573	1/4"	Socket 6 Pt. Deep Inch	1/4"
9-43601	1/4"	Socket 12 Pt. Std Inch	1/4"	9-43574	9/32"	Socket 6 Pt. Deep Inch	1/4"
9-43602	9/32"	Socket 12 Pt. Std Inch	1/4"	9-43575	5/16"	Socket 6 Pt. Deep Inch	1/4"
9-43603	5/16"	Socket 12 Pt. Std Inch	1/4"	9-43576	11/32"	Socket 6 Pt. Deep Inch	1/4"
9-43604	11/32"	Socket 12 Pt. Std Inch	1/4"	9-43577	3/8"	Socket 6 Pt. Deep Inch	1/4"
9-43605	3/8"	Socket 12 Pt. Std Inch	1/4"	9-43578	7/16"	Socket 6 Pt. Deep Inch	1/4"
9-43606	7/16"	Socket 12 Pt. Std Inch	1/4"	9-43589	1/2"	Socket 6 Pt. Deep Inch	1/4"
9-43607	1/2"	Socket 12 Pt. Std Inch	1/4"	9-43587	9/16"	Socket 6 Pt. Deep Inch	1/4"
9-43610	9/16"	Socket 12 Pt. Std Inch	1/4"	9-43505	4mm	Socket 6 Pt. Std Metric	1/4"
9-43481	5/32"	Socket 6 Pt. Std Inch	1/4"	9-43501	5mm	Socket 6 Pt. Std Metric	1/4"
9-43491	3/16"	Socket 6 Pt. Std Inch	1/4"	9-43511	5.5mm	Socket 6 Pt. Std Metric	1/4"
9-43492	7/32"	Socket 6 Pt. Std Inch	1/4"	9-43502	6mm	Socket 6 Pt. Std Metric	1/4"
9-43493	1/4"	Socket 6 Pt. Std Inch	1/4"	9-43503	7mm	Socket 6 Pt. Std Metric	1/4"
9-43494	9/32"	Socket 6 Pt. Std Inch	1/4"	9-43504	8mm	Socket 6 Pt. Std Metric	1/4"
9-43495	5/16"	Socket 6 Pt. Std Inch	1/4"	9-43507	9mm	Socket 6 Pt. Std Metric	1/4"
9-43496	11/32"	Socket 6 Pt. Std Inch	1/4"	9-43508	10mm	Socket 6 Pt. Std Metric	1/4"
9-43497	3/8"	Socket 6 Pt. Std Inch	1/4"	9-43509	11mm	Socket 6 Pt. Std Metric	1/4"
9-43498	7/16"	Socket 6 Pt. Std Inch	1/4"	9-43513	12mm	Socket 6 Pt. Std Metric	1/4"
9-43499	1/2"	Socket 6 Pt. Std Inch	1/4"	9-43514	13mm	Socket 6 Pt. Std Metric	1/4"
9-43480	9/16"	Socket 6 Pt. Std Inch	1/4"	9-43512	14mm	Socket 6 Pt. Std Metric	1/4"
9-43571	3/16"	Socket 6 Pt. Deep Inch	1/4"	9-44401	4mm	Socket 6 Pt. Deep Metric	1/4"

428 Pc. Professional Auto Tool Set – continued

Part #	Size	Description	Drive	Part #	Size	Description	Drive
9-44402	5mm	Socket 6 Pt. Deep Metric	1/4"	9-42664	T-30	Torx® Bit Sockets	3/8"
9-44403	6mm	Socket 6 Pt. Deep Metric	1/4"	9-42665	T-40	Torx® Bit Sockets	3/8"
9-44404	7mm	Socket 6 Pt. Deep Metric	1/4"	9-42666	T-45	Torx® Bit Sockets	3/8"
9-44405	8mm	Socket 6 Pt. Deep Metric	1/4"	9-42667	T-50	Torx® Bit Sockets	3/8"
9-44406	9mm	Socket 6 Pt. Deep Metric	1/4"	9-43324	5/8"	Socket 6 Pt. Spark Plug	3/8"
9-44407	10mm	Socket 6 Pt. Deep Metric	1/4"	9-43325	13/16"	Socket 6 Pt. Spark Plug	3/8"
9-44408	11mm	Socket 6 Pt. Deep Metric	1/4"	9-43322	5/8"	Socket 6 Pt. Flex Spark Plug	3/8"
9-44409	12mm	Socket 6 Pt. Deep Metric	1/4"	9-43323	13/16"	Socket 6 Pt. Flex Spark Plug	3/8"
9-44411	13mm	Socket 6 Pt. Deep Metric	1/4"	9-44808	3/8"	Quick Release Teardrop Ratchet Long	3/8"
9-44412	14mm	Socket 6 Pt. Deep Metric	1/4"	9-44815	3/8"	Quick Release Teardrop Flex Ratchet	3/8"
9-42701	3/16"	Hex Bit Socket Inch	1/4"	9-44363	10"	Flex T-Handle	3/8"
9-42702	7/32"	Hex Bit Socket Inch	1/4"	9-4428	7"	Slide Bar	3/8"
9-42703	1/4"	Hex Bit Socket Inch	1/4"	9-44271	16"	Speeder	3/8"
9-42704	5/16"	Hex Bit Socket Inch	1/4"	9-4435		Universal Joint	3/8"
9-42705	3/8"	Hex Bit Socket Inch	1/4"	9-44264	3"	Extension Bar	3/8"
9-42681	#1	Phillips Bit Socket	1/4"	9-44261	6"	Extension Bar	3/8"
9-42682	#2	Phillips Bit Socket	1/4"	9-44262	10"	Extension Bar	3/8"
9-42691	7/32"	Slotted Bit Socket	1/4"	9-4256	3/8" F x 1/4" M	Socket Adapter	3/8"
9-42692	1/4"	Slotted Bit Socket	1/4"	9-44053	3/8"	Socket 6 Pt. Std Inch	1/2"
9-42661	T-15	Torx® Bit Sockets	1/4"	9-44054	7/16"	Socket 6 Pt. Std Inch	1/2"
9-42662	T-20	Torx® Bit Sockets	1/4"	9-44055	1/2"	Socket 6 Pt. Std Inch	1/2"
9-42663	T-25	Torx® Bit Sockets	1/4"	9-44056	9/16"	Socket 6 Pt. Std Inch	1/2"
9-44807	1/4"	Quick Release Teardrop Ratchet	1/4"	9-44057	5/8"	Socket 6 Pt. Std Inch	1/2"
9-43539	3"	Extension Bar	1/4"	9-44058	11/16"	Socket 6 Pt. Std Inch	1/2"
9-43531	6"	Extension Bar	1/4"	9-44059	3/4"	Socket 6 Pt. Std Inch	1/2"
9-4336		Flex Extension	1/4"	9-44063	13/16"	Socket 6 Pt. Std Inch	1/2"
9-4354	4-1/2"	Slide Bar Handle	1/4"	9-44064	7/8"	Socket 6 Pt. Std Inch	1/2"
9-4280		Universal Joint	1/4"	9-44065	15/16"	Socket 6 Pt. Std Inch	1/2"
9-43523	5-1/2"	Flex T-Handle	1/4"	9-44066	1"	Socket 6 Pt. Std Inch	1/2"
9-4257	1/4" F x 3/8" M	Socket Adapter	1/4"	9-44067	1-1/16"	Socket 6 Pt. Std Inch	1/2"
9-43333	3/8"	Socket 6 Pt. Deep Inch	3/8"	9-44068	1-1/8"	Socket 6 Pt. Std Inch	1/2"
9-43331	7/16"	Socket 6 Pt. Deep Inch	3/8"	9-44069	1-1/4"	Socket 6 Pt. Std Inch	1/2"
9-43332	1/2"	Socket 6 Pt. Deep Inch	3/8"	9-44251	9mm	Socket 6 Pt. Std Metric	1/2"
9-43334	9/16"	Socket 6 Pt. Deep Inch	3/8"	9-44252	10mm	Socket 6 Pt. Std Metric	1/2"
9-43335	5/8"	Socket 6 Pt. Deep Inch	3/8"	9-44253	11mm	Socket 6 Pt. Std Metric	1/2"
9-43336	11/16"	Socket 6 Pt. Deep Inch	3/8"	9-44254	12mm	Socket 6 Pt. Std Metric	1/2"
9-43337	3/4"	Socket 6 Pt. Deep Inch	3/8"	9-44255	13mm	Socket 6 Pt. Std Metric	1/2"
9-43338	13/16"	Socket 6 Pt. Deep Inch	3/8"	9-44256	14mm	Socket 6 Pt. Std Metric	1/2"
9-43339	7/8"	Socket 6 Pt. Deep Inch	3/8"	9-44257	15mm	Socket 6 Pt. Std Metric	1/2"
9-44341	1/4"	Socket 8 Pt. Std Inch	3/8"	9-44273	16mm	Socket 6 Pt. Std Metric	1/2"
9-44342	5/16"	Socket 8 Pt. Std Inch	3/8"	9-44258	17mm	Socket 6 Pt. Std Metric	1/2"
9-44343	3/8"	Socket 8 Pt. Std Inch	3/8"	9-44228	18mm	Socket 6 Pt. Std Metric	1/2"
9-44344	7/16"	Socket 8 Pt. Std Inch	3/8"	9-44259	19mm	Socket 6 Pt. Std Metric	1/2"
9-44345	1/2"	Socket 8 Pt. Std Inch	3/8"	9-44274	20mm	Socket 6 Pt. Std Metric	1/2"
9-44331	3/8"	Socket 12 Pt. Std Inch	3/8"	9-44278	21mm	Socket 6 Pt. Std Metric	1/2"
9-44332	7/16"	Socket 12 Pt. Std Inch	3/8"	9-44265	22mm	Socket 6 Pt. Std Metric	1/2"
9-44333	1/2"	Socket 12 Pt. Std Inch	3/8"	9-47582	1/2"	Socket 6 Pt. Deep Inch	1/2"
9-44334	9/16"	Socket 12 Pt. Std Inch	3/8"	9-47583	9/16"	Socket 6 Pt. Deep Inch	1/2"
9-44335	5/8"	Socket 12 Pt. Std Inch	3/8"	9-47584	5/8"	Socket 6 Pt. Deep Inch	1/2"
9-44336	11/16"	Socket 12 Pt. Std Inch	3/8"	9-47585	11/16"	Socket 6 Pt. Deep Inch	1/2"
9-44337	3/4"	Socket 12 Pt. Std Inch	3/8"	9-47586	3/4"	Socket 6 Pt. Deep Inch	1/2"
9-44338	13/16"	Socket 12 Pt. Std Inch	3/8"	9-47587	13/16"	Socket 6 Pt. Deep Inch	1/2"
9-43542	10mm	Socket 6 Pt. Std Metric	3/8"	9-47588	7/8"	Socket 6 Pt. Deep Inch	1/2"
9-43543	11mm	Socket 6 Pt. Std Metric	3/8"	9-47589	15/16"	Socket 6 Pt. Deep Inch	1/2"
9-43544	12mm	Socket 6 Pt. Std Metric	3/8"	9-47591	1"	Socket 6 Pt. Deep Inch	1/2"
9-43545	13mm	Socket 6 Pt. Std Metric	3/8"	9-47592	1-1/16"	Socket 6 Pt. Deep Inch	1/2"
9-43546	14mm	Socket 6 Pt. Std Metric	3/8"	9-47593	1-1/8"	Socket 6 Pt. Deep Inch	1/2"
9-43547	15mm	Socket 6 Pt. Std Metric	3/8"	9-44231	9mm	Socket 12 Pt. Std Metric	1/2"
9-43570	16mm	Socket 6 Pt. Std Metric	3/8"	9-44232	10mm	Socket 12 Pt. Std Metric	1/2"
9-43548	17mm	Socket 6 Pt. Std Metric	3/8"	9-44229	11mm	Socket 12 Pt. Std Metric	1/2"
9-43579	18mm	Socket 6 Pt. Std Metric	3/8"	9-44233	12mm	Socket 12 Pt. Std Metric	1/2"
9-43549	19mm	Socket 6 Pt. Std Metric	3/8"	9-44234	13mm	Socket 12 Pt. Std Metric	1/2"
9-44426	10mm	Socket 6 Pt. Deep Metric	3/8"	9-44235	14mm	Socket 12 Pt. Std Metric	1/2"
9-44428	12mm	Socket 6 Pt. Deep Metric	3/8"	9-44236	15mm	Socket 12 Pt. Std Metric	1/2"
9-44429	13mm	Socket 6 Pt. Deep Metric	3/8"	9-44266	16mm	Socket 12 Pt. Std Metric	1/2"
9-44431	14mm	Socket 6 Pt. Deep Metric	3/8"	9-44237	17mm	Socket 12 Pt. Std Metric	1/2"
9-44432	15mm	Socket 6 Pt. Deep Metric	3/8"	9-44267	18mm	Socket 12 Pt. Std Metric	1/2"
9-44433	16mm	Socket 6 Pt. Deep Metric	3/8"	9-44238	19mm	Socket 12 Pt. Std Metric	1/2"
9-44434	17mm	Socket 6 Pt. Deep Metric	3/8"	9-44268	20mm	Socket 12 Pt. Std Metric	1/2"
9-44435	18mm	Socket 6 Pt. Deep Metric	3/8"	9-44249	21mm	Socket 12 Pt. Std Metric	1/2"
9-44436	19mm	Socket 6 Pt. Deep Metric	3/8"	9-44239	22mm	Socket 12 Pt. Std Metric	1/2"
9-43201	10mm	Socket 6 Pt. Flex Metric	3/8"	9-44240	23mm	Socket 12 Pt. Std Metric	1/2"
9-43202	11mm	Socket 6 Pt. Flex Metric	3/8"	9-44242	24mm	Socket 12 Pt. Std Metric	1/2"
9-43203	12mm	Socket 6 Pt. Flex Metric	3/8"	9-44269	25mm	Socket 12 Pt. Std Metric	1/2"
9-43204	13mm	Socket 6 Pt. Flex Metric	3/8"	9-44272	26mm	Socket 12 Pt. Std Metric	1/2"
9-43206	15mm	Socket 6 Pt. Flex Metric	3/8"	9-44243	27mm	Socket 12 Pt. Std Metric	1/2"
9-43208	17mm	Socket 6 Pt. Flex Metric	3/8"	9-44276	28mm	Socket 12 Pt. Std Metric	1/2"
9-43211	19mm	Socket 6 Pt. Flex Metric	3/8"	9-44244	30mm	Socket 12 Pt. Std Metric	1/2"
9-46669	5/32"	Hex Bit Socket Inch	3/8"	9-44441	13mm	Socket 12 Pt. Deep Metric	1/2"
9-46661	3/16"	Hex Bit Socket Inch	3/8"	9-44444	14mm	Socket 12 Pt. Deep Metric	1/2"
9-46662	7/32"	Hex Bit Socket Inch	3/8"	9-44442	15mm	Socket 12 Pt. Deep Metric	1/2"
9-46663	1/4"	Hex Bit Socket Inch	3/8"	9-44445	17mm	Socket 12 Pt. Deep Metric	1/2"
9-46664	5/16"	Hex Bit Socket Inch	3/8"	9-44446	19mm	Socket 12 Pt. Deep Metric	1/2"
9-46665	3/8"	Hex Bit Socket Inch	3/8"	9-44447	21mm	Socket 12 Pt. Deep Metric	1/2"
9-44371	#2	Phillips Bit Socket	3/8"	9-44448	22mm	Socket 12 Pt. Deep Metric	1/2"
9-44372	#3	Phillips Bit Socket	3/8"	9-44449	27mm	Socket 12 Pt. Deep Metric	1/2"
9-44373	#4	Phillips Bit Socket	3/8"	9-43327	5/8"	Socket Spark Plug Inch	1/2"
9-42651	0.030	Slotted Bit Socket	3/8"	9-44241	13/16"	Socket Spark Plug Inch	1/2"
9-42652	0.039	Slotted Bit Socket	3/8"	9-44809	1/2"	Quick Release Teardrop Ratchet	1/2"
9-42653	0.055	Slotted Bit Socket	3/8"	9-44202		Flex T-Handle	1/2"

Set Contents

428 Pc. Professional Auto Tool Set – continued

Part #	Size	Description	Drive	Part #	Size	Description	Drive
9-44133	3"	Extension Bar	1/2"	9-42348	10mm	Combination Ignition Wrench Metric	
9-44131	6"	Extension Bar	1/2"	9-42349	11mm	Combination Ignition Wrench Metric	
9-44132	10"	Extension Bar	1/2"	9-43611	3/8"	Crowfoot Wrench Inch	
9-4425		Universal Joint	1/2"	9-43621	7/16"	Crowfoot Wrench Inch	
9-4259	1/2" F x 3/8" M	Socket Adapter	1/2"	9-43622	1/2"	Crowfoot Wrench Inch	
9-42412	5/16"	Reversible Ratcheting Wrench Inch		9-43623	9/16"	Crowfoot Wrench Inch	
9-42413	3/8"	Reversible Ratcheting Wrench Inch		9-43624	5/8"	Crowfoot Wrench Inch	
9-42416	9/16"	Reversible Ratcheting Wrench Inch		9-43625	11/16"	Crowfoot Wrench Inch	
9-42417	5/8"	Reversible Ratcheting Wrench Inch		9-43626	3/4"	Crowfoot Wrench Inch	
9-42414	7/16"	Reversible Ratcheting Wrench Inch		9-43627	13/16"	Crowfoot Wrench Inch	
9-42415	1/2"	Reversible Ratcheting Wrench Inch		9-43628	7/8"	Crowfoot Wrench Inch	
9-42418	11/16"	Reversible Ratcheting Wrench Inch		9-43629	1"	Crowfoot Wrench Inch	
9-42419	3/4"	Reversible Ratcheting Wrench Inch		9-43631	10mm	Crowfoot Wrench Metric	
9-42420	8mm	Reversible Ratcheting Wrench Metric		9-43632	11mm	Crowfoot Wrench Metric	
9-42421	10mm	Reversible Ratcheting Wrench Metric		9-43633	12mm	Crowfoot Wrench Metric	
9-42425	12mm	Reversible Ratcheting Wrench Metric		9-43634	13mm	Crowfoot Wrench Metric	
9-42426	13mm	Reversible Ratcheting Wrench Metric		9-43635	14mm	Crowfoot Wrench Metric	
9-42423	14mm	Reversible Ratcheting Wrench Metric		9-43636	15mm	Crowfoot Wrench Metric	
9-42424	15mm	Reversible Ratcheting Wrench Metric		9-43637	16mm	Crowfoot Wrench Metric	
9-42428	17mm	Reversible Ratcheting Wrench Metric		9-43638	17mm	Crowfoot Wrench Metric	
9-42429	18mm	Reversible Ratcheting Wrench Metric		9-43639	18mm	Crowfoot Wrench Metric	
9-45973	1/4"	Full Polish Combination Wrench Inch		9-43641	19mm	Crowfoot Wrench Metric	
9-45974	5/16"	Full Polish Combination Wrench Inch		9-4118	#2 x 1-1/2"	Phillips Screwdriver	
9-45975	3/8"	Full Polish Combination Wrench Inch		9-47184	#1 x 4"	Professional Phillips Screwdriver	
9-45976	7/16"	Full Polish Combination Wrench Inch		9-47185	#2 x 2-1/4"	Professional Phillips Screwdriver	
9-45977	1/2"	Full Polish Combination Wrench Inch		9-47186	#2 x 4"	Professional Phillips Screwdriver	
9-45978	9/16"	Full Polish Combination Wrench Inch		9-4151	1/4" x 1-1/2"	Slotted Screwdriver	
9-45979	5/8"	Full Polish Combination Wrench Inch		9-47193	1/4" x 2-1/4"	Professional Slotted Screwdriver	
9-45980	11/16"	Full Polish Combination Wrench Inch		9-47194	1/4" x 4"	Professional Slotted Screwdriver	
9-45981	3/4"	Full Polish Combination Wrench Inch		9-47195	1/4" x 6"	Professional Slotted Screwdriver	
9-45982	13/16"	Full Polish Combination Wrench Inch		9-47197	5/16" x 6"	Professional Slotted Screwdriver	
9-45983	7/8"	Full Polish Combination Wrench Inch		9-47199	3/8" x 8"	Professional Slotted Screwdriver	
9-45984	15/16"	Full Polish Combination Wrench Inch		9-41315	Slotted 1/4" and Phillips #2	Offset Screwdriver	
9-45985	1"	Full Polish Combination Wrench Inch		9-45174	4-1/2"	Bent Nose Pliers	
9-45950	1-1/16"	Full Polish Combination Wrench Inch		9-45760	6-3/4"	Professional Slip Joint Pliers	
9-45951	1-1/8"	Full Polish Combination Wrench Inch		9-45766	10-1/2"	Professional Tongue & Groove Pliers	
9-45952	1-1/4"	Full Polish Combination Wrench Inch		9-45763	8"	Professional Long Nose Pliers	
9-45953	1-5/16"	Full Polish Combination Wrench Inch		9-45767	8"	Professional Wide Jaw Diagonal Pliers	
9-45954	1-1/2"	Full Polish Combination Wrench Inch		9-45715	10"	Professional Straight Jaw Locking Pliers	
9-45986	7mm	Full Polish Combination Wrench Metric		9-45710	7"	Professional Curved Jaw Locking Pliers	
9-45987	8mm	Full Polish Combination Wrench Metric		9-45716	6"	Professional Long Nose Locking Pliers	
9-45988	9mm	Full Polish Combination Wrench Metric		9-50465		Professional Retaining Ring Pliers Kit	
9-45989	10mm	Full Polish Combination Wrench Metric		EHT81111	16 oz.	Brass Hammer	
9-45990	11mm	Full Polish Combination Wrench Metric		69-532	21 oz.	Dead Blow Hammer	
9-45991	12mm	Full Polish Combination Wrench Metric		9-42861	3/8"	Center Punch	
9-45992	13mm	Full Polish Combination Wrench Metric		9-42841	3/8"	Prick Punch	
9-45993	14mm	Full Polish Combination Wrench Metric		9-42881	1/16"	Pin Punch	
9-45994	15mm	Full Polish Combination Wrench Metric		9-42882	3/16"	Pin Punch	
9-45995	16mm	Full Polish Combination Wrench Metric		9-42883	1/8"	Pin Punch	
9-45996	17mm	Full Polish Combination Wrench Metric		9-42885	3/32"	Pin Punch	
9-45997	18mm	Full Polish Combination Wrench Metric		9-42901	5/32"	Line Up Tool	
9-45998	19mm	Full Polish Combination Wrench Metric		9-42902	3/16"	Line Up Tool	
9-45956	22mm	Full Polish Combination Wrench Metric		9-42971	1/4"	Cold Chisel	
9-45957	23mm	Full Polish Combination Wrench Metric		9-42973	5/8"	Cold Chisel	
9-45958	24mm	Full Polish Combination Wrench Metric		9-42974	1/2"	Cold Chisel	
9-45959	25mm	Full Polish Combination Wrench Metric		9-42975	3/4"	Cold Chisel	
9-45960	30mm	Full Polish Combination Wrench Metric		EHT33151	3/8" Cut x 1/2"	Cape Chisel	
9-44166	15/16" - 6"	Professional Adjustable Wrench			Hex x 6" Long	Rolling Wedge Bar	
9-44167	1-1/8" - 8"	Professional Adjustable Wrench		9-42892	16"	Pry Bar	
9-44168	1-1/4" - 10"	Professional Adjustable Wrench		70-535	11/16" x 18"	Pry Bar	
9-44174	3/8" x 7/16"	Flare Nut Wrench Inch		70-537	11/16" x 24"	Pry Bar	
9-44173	1/2" x 9/16"	Flare Nut Wrench Inch		9-4283	1/2" x 16"	Pry Bar	
9-44171	5/8" x 11/16"	Flare Nut Wrench Inch		9-31211	8" Shoe	Shoe File	
9-44172	3/4" x 7/8"	Flare Nut Wrench Inch		9-31303	7" Slim Taper	Slim Taper File	
9-44175	9 x 11mm	Flare Nut Wrench Metric		9-31310	8" Mill	Mill File	
9-44176	10 x 12mm	Flare Nut Wrench Metric		9-31312	8" Round	Round File	
9-44177	13 x 14mm	Flare Nut Wrench Metric		9-31311	8" Half Round	Half Round File	
9-44178	15 x 17mm	Flare Nut Wrench Metric		KDS2522	6"	Stainless Steel Rule	
9-44179	19 x 21mm	Flare Nut Wrench Metric		9-12612		Fender Cover	
9-44593	3/8"	Microtorq 25-250 in/lb	3/8"	9-3669		Shoehandle Wire Brush	
KDS2952	1/2"	Micrometer 30-250 ft/lb	1/2"	9-4717	5 Pc.	Specialty Tool Kit	
KDS2954	3/8" Flex Head	Micrometer 5-75 ft/lb	3/8"	9-45494		Brake Spring Pliers	
9-42320	5/32"	Combination Ignition Wrench Inch		9-45496		Brake Adjusting Tool	
9-42321	3/16"	Combination Ignition Wrench Inch		9-47767		Brake Spring Tool	
9-42322	13/64"	Combination Ignition Wrench Inch		28-20522		Standard Swivel Grip Filter Wrench	
9-42326	9/32"	Combination Ignition Wrench Inch		9-47641	6 Pc.	Hand Impact Driver Set	
9-42327	5/16"	Combination Ignition Wrench Inch		9-47645		Seal Puller	
9-42323	7/32"	Combination Ignition Wrench Inch		9-65216		Pre-Cut Roll-Away Drawer Liner Set	
9-42324	15/64"	Combination Ignition Wrench Inch		9-65660		Extra-Thick Roll-Away Top Mat	
9-42325	1/4"	Combination Ignition Wrench Inch		9-94815	1-1/4"	Wide Extra Stiff Putty Knife	
9-42328	3/8"	Combination Ignition Wrench Inch		9-A015902		Safety Glasses	
9-42329	7/16"	Combination Ignition Wrench Inch		9-HLQM24		Hearing Protection	
9-42340	4mm	Combination Ignition Wrench Metric		KDS126		High-Low Voltage Tester	
9-42341	4.5mm	Combination Ignition Wrench Metric		KDS161		Deluxe Feeler Gauge	
9-42342	5mm	Combination Ignition Wrench Metric		KDS164		Spark Plug Gap and Feeler Gauge Set	
9-42343	5.5mm	Combination Ignition Wrench Metric		KDS485		Gasket Scraper	
9-42344	6mm	Combination Ignition Wrench Metric		KDS203		Battery Nut Pliers	
9-42345	7mm	Combination Ignition Wrench Metric		KDS2173		3-Way Battery Tool	
9-42346	8mm	Combination Ignition Wrench Metric		9-47672		Battery Terminal Puller	
9-42347	9mm	Combination Ignition Wrench Metric					

428 Pc. Professional Auto Tool Set – continued

Part #	Size	Description	Drive	Part #	Size	Description	Drive
9-41333	5 Pc.	Steel Socket Carry Rack	1/4"	9-41335	6 Pc.	Steel Socket Carry Rack	1/2"
9-41334	6 Pc.	Steel Socket Carry Rack	3/8"				

9-200562 406 Pc. Professional Diesel Tool Set

Part #	Size	Description	Drive	Part #	Size	Description	Drive
9-43608	3/16"	Socket 12 Pt. Std. Inch	1/4"	9-43338	13/16"	Socket 6 Pt. Deep Inch	3/8"
9-43609	7/32"	Socket 12 Pt. Std. Inch	1/4"	9-43339	7/8"	Socket 6 Pt. Deep Inch	3/8"
9-43601	1/4"	Socket 12 Pt. Std. Inch	1/4"	9-44341	1/4"	Socket 8 Pt. Std. Inch	3/8"
9-43602	9/32"	Socket 12 Pt. Std. Inch	1/4"	9-44342	5/16"	Socket 8 Pt. Std. Inch	3/8"
9-43603	5/16"	Socket 12 Pt. Std. Inch	1/4"	9-44343	3/8"	Socket 8 Pt. Std. Inch	3/8"
9-43604	11/32"	Socket 12 Pt. Std. Inch	1/4"	9-44344	7/16"	Socket 8 Pt. Std. Inch	3/8"
9-43605	3/8"	Socket 12 Pt. Std. Inch	1/4"	9-44345	1/2"	Socket 8 Pt. Std. Inch	3/8"
9-43606	7/16"	Socket 12 Pt. Std. Inch	1/4"	9-44331	3/8"	Socket 12 Pt. Std. Inch	3/8"
9-43607	1/2"	Socket 12 Pt. Std. Inch	1/4"	9-44332	7/16"	Socket 12 Pt. Std. Inch	3/8"
9-43610	9/16"	Socket 12 Pt. Std. Inch	1/4"	9-44333	1/2"	Socket 12 Pt. Std. Inch	3/8"
9-43481	5/32"	Socket 6 Pt. Std. Inch	1/4"	9-44334	9/16"	Socket 12 Pt. Std. Inch	3/8"
9-43491	3/16"	Socket 6 Pt. Std. Inch	1/4"	9-44335	5/8"	Socket 12 Pt. Std. Inch	3/8"
9-43492	7/32"	Socket 6 Pt. Std. Inch	1/4"	9-44336	11/16"	Socket 12 Pt. Std. Inch	3/8"
9-43493	1/4"	Socket 6 Pt. Std. Inch	1/4"	9-44337	3/4"	Socket 12 Pt. Std. Inch	3/8"
9-43494	9/32"	Socket 6 Pt. Std. Inch	1/4"	9-44338	13/16"	Socket 12 Pt. Std. Inch	3/8"
9-43495	5/16"	Socket 6 Pt. Std. Inch	1/4"	9-43542	10mm	Socket 6 Pt. Std. Metric	3/8"
9-43496	11/32"	Socket 6 Pt. Std. Inch	1/4"	9-43543	11mm	Socket 6 Pt. Std. Metric	3/8"
9-43497	3/8"	Socket 6 Pt. Std. Inch	1/4"	9-43544	12mm	Socket 6 Pt. Std. Metric	3/8"
9-43498	7/16"	Socket 6 Pt. Std. Inch	1/4"	9-43545	13mm	Socket 6 Pt. Std. Metric	3/8"
9-43499	1/2"	Socket 6 Pt. Std. Inch	1/4"	9-43546	14mm	Socket 6 Pt. Std. Metric	3/8"
9-43480	9/16"	Socket 6 Pt. Std. Inch	1/4"	9-43547	15mm	Socket 6 Pt. Std. Metric	3/8"
9-43571	3/16"	Socket 6 Pt. Deep Inch	1/4"	9-43570	16mm	Socket 6 Pt. Std. Metric	3/8"
9-43572	7/32"	Socket 6 Pt. Deep Inch	1/4"	9-43548	17mm	Socket 6 Pt. Std. Metric	3/8"
9-43573	1/4"	Socket 6 Pt. Deep Inch	1/4"	9-43579	18mm	Socket 6 Pt. Std. Metric	3/8"
9-43574	9/32"	Socket 6 Pt. Deep Inch	1/4"	9-43549	19mm	Socket 6 Pt. Std. Metric	3/8"
9-43575	5/16"	Socket 6 Pt. Deep Inch	1/4"	9-44426	10mm	Socket 6 Pt. Deep Metric	3/8"
9-43576	11/32"	Socket 6 Pt. Deep Inch	1/4"	9-44428	12mm	Socket 6 Pt. Deep Metric	3/8"
9-43577	3/8"	Socket 6 Pt. Deep Inch	1/4"	9-44429	13mm	Socket 6 Pt. Deep Metric	3/8"
9-43578	7/16"	Socket 6 Pt. Deep Inch	1/4"	9-44431	14mm	Socket 6 Pt. Deep Metric	3/8"
9-43589	1/2"	Socket 6 Pt. Deep Inch	1/4"	9-44432	15mm	Socket 6 Pt. Deep Metric	3/8"
9-43587	9/16"	Socket 6 Pt. Deep Inch	1/4"	9-44433	16mm	Socket 6 Pt. Deep Metric	3/8"
9-43505	4mm	Socket 6 Pt. Std. Metric	1/4"	9-44434	17mm	Socket 6 Pt. Deep Metric	3/8"
9-43501	5mm	Socket 6 Pt. Std. Metric	1/4"	9-44435	18mm	Socket 6 Pt. Deep Metric	3/8"
9-43511	5.5mm	Socket 6 Pt. Std. Metric	1/4"	9-44436	19mm	Socket 6 Pt. Deep Metric	3/8"
9-43502	6mm	Socket 6 Pt. Std. Metric	1/4"	9-46669	5/32"	Hex Bit Socket Inch	3/8"
9-43503	7mm	Socket 6 Pt. Std. Metric	1/4"	9-46661	3/16"	Hex Bit Socket Inch	3/8"
9-43504	8mm	Socket 6 Pt. Std. Metric	1/4"	9-46662	7/32"	Hex Bit Socket Inch	3/8"
9-43507	9mm	Socket 6 Pt. Std. Metric	1/4"	9-46663	1/4"	Hex Bit Socket Inch	3/8"
9-43508	10mm	Socket 6 Pt. Std. Metric	1/4"	9-46664	5/16"	Hex Bit Socket Inch	3/8"
9-43509	11mm	Socket 6 Pt. Std. Metric	1/4"	9-46665	3/8"	Hex Bit Socket Inch	3/8"
9-43513	12mm	Socket 6 Pt. Std. Metric	1/4"	9-42674	4mm	Hex Bit Socket Metric	3/8"
9-43514	13mm	Socket 6 Pt. Std. Metric	1/4"	9-42675	5mm	Hex Bit Socket Metric	3/8"
9-43512	14mm	Socket 6 Pt. Std. Metric	1/4"	9-42676	6mm	Hex Bit Socket Metric	3/8"
9-44401	4mm	Socket 6 Pt. Deep Metric	1/4"	9-42677	7mm	Hex Bit Socket Metric	3/8"
9-44402	5mm	Socket 6 Pt. Deep Metric	1/4"	9-42678	8mm	Hex Bit Socket Metric	3/8"
9-44403	6mm	Socket 6 Pt. Deep Metric	1/4"	9-42679	10mm	Hex Bit Socket Metric	3/8"
9-44404	7mm	Socket 6 Pt. Deep Metric	1/4"	9-44371	#2	Phillips Bit Socket	3/8"
9-44405	8mm	Socket 6 Pt. Deep Metric	1/4"	9-44372	#3	Phillips Bit Socket	3/8"
9-44406	9mm	Socket 6 Pt. Deep Metric	1/4"	9-44373	#4	Phillips Bit Socket	3/8"
9-44407	10mm	Socket 6 Pt. Deep Metric	1/4"	9-42651	0.030	Slotted Bit Socket	3/8"
9-44408	11mm	Socket 6 Pt. Deep Metric	1/4"	9-42652	0.039	Slotted Bit Socket	3/8"
9-44409	12mm	Socket 6 Pt. Deep Metric	1/4"	9-42653	0.055	Slotted Bit Socket	3/8"
9-44411	13mm	Socket 6 Pt. Deep Metric	1/4"	9-42664	T-30	Torx® Socket	3/8"
9-44412	14mm	Socket 6 Pt. Deep Metric	1/4"	9-42665	T-40	Torx® Socket	3/8"
9-42701	3/16"	Hex Bit Socket Inch	1/4"	9-42666	T-45	Torx® Socket	3/8"
9-42702	7/32"	Hex Bit Socket Inch	1/4"	9-42667	T-50	Torx® Socket	3/8"
9-42703	1/4"	Hex Bit Socket Inch	1/4"	9-43324	5/8"	Socket 6 Pt. Spark Plug Inch	3/8"
9-42704	5/16"	Hex Bit Socket Inch	1/4"	9-43325	13/16"	Socket 6 Pt. Spark Plug Inch	3/8"
9-42705	3/8"	Hex Bit Socket Inch	1/4"	9-43322	5/8"	Socket 6 Pt. Flex Spark Plug Inch	3/8"
9-42681	#1	Phillips Bit Socket	1/4"	9-43323	13/16"	Socket 6 Pt. Flex Spark Plug Inch	3/8"
9-42682	#2	Phillips Bit Socket	1/4"	9-44808	3/8"	Quick Release Teardrop Ratchet Long	3/8"
9-42691	7/32"	Slotted Bit Socket	1/4"	9-44815	3/8"	Quick Release Teardrop Flex Ratchet	3/8"
9-42692	1/4"	Slotted Bit Socket	1/4"	9-44363	10"	Flex T-Handle	3/8"
9-42661	T-15	Torx® Bit Socket	1/4"	9-4428	7"	Slide Bar	3/8"
9-42662	T-20	Torx® Bit Socket	1/4"	9-44271	16"	Speeder	3/8"
9-42663	T-25	Torx® Bit Socket	1/4"	9-4435		Universal Joint	3/8"
9-44807	1/4"	Quick Release Teardrop Ratchet	1/4"	9-44264	3"	Extension Bar	3/8"
9-43539	3"	Extension Bar	1/4"	9-44261	6"	Extension Bar	3/8"
9-43531	6"	Extension Bar	1/4"	9-44262	10"	Extension Bar	3/8"
9-4336		Flex Extension	1/4"	9-44053	3/8"	Socket 6 Pt. Std. Inch	1/2"
9-4354	4-1/2"	Slide Bar Handle	1/4"	9-44054	7/16"	Socket 6 Pt. Std. Inch	1/2"
9-4280		Universal Joint	1/4"	9-44055	1/2"	Socket 6 Pt. Std. Inch	1/2"
9-43523		Flex T-Handle	1/4"	9-44056	9/16"	Socket 6 Pt. Std. Inch	1/2"
9-43333	3/8"	Socket 6 Pt. Deep Inch	3/8"	9-44057	5/8"	Socket 6 Pt. Std. Inch	1/2"
9-43331	7/16"	Socket 6 Pt. Deep Inch	3/8"	9-44058	11/16"	Socket 6 Pt. Std. Inch	1/2"
9-43332	1/2"	Socket 6 Pt. Deep Inch	3/8"	9-44059	3/4"	Socket 6 Pt. Std. Inch	1/2"
9-43334	9/16"	Socket 6 Pt. Deep Inch	3/8"	9-44063	13/16"	Socket 6 Pt. Std. Inch	1/2"
9-43335	5/8"	Socket 6 Pt. Deep Inch	3/8"	9-44064	7/8"	Socket 6 Pt. Std. Inch	1/2"
9-43336	11/16"	Socket 6 Pt. Deep Inch	3/8"	9-44065	15/16"	Socket 6 Pt. Std. Inch	1/2"
9-43337	3/4"	Socket 6 Pt. Deep Inch	3/8"	9-44066	1"	Socket 6 Pt. Std. Inch	1/2"

Set Contents

406 Pc. Professional Diesel Tool Set – continued

Part #	Size	Description	Drive	Part #	Size	Description	Drive
9-44067	1-1/16"	Socket 6 Pt. Std Inch	1/2"	9-45989	10mm	Full Polish Combination Wrench Metric	
9-44068	1-1/8"	Socket 6 Pt. Std Inch	1/2"	9-45990	11mm	Full Polish Combination Wrench Metric	
9-44069	1-1/4"	Socket 6 Pt. Std Inch	1/2"	9-45991	12mm	Full Polish Combination Wrench Metric	
9-47582	1/2"	Socket 6 Pt. Deep Inch	1/2"	9-45992	13mm	Full Polish Combination Wrench Metric	
9-47583	9/16"	Socket 6 Pt. Deep Inch	1/2"	9-45993	14mm	Full Polish Combination Wrench Metric	
9-47584	5/8"	Socket 6 Pt. Deep Inch	1/2"	9-45994	15mm	Full Polish Combination Wrench Metric	
9-47585	11/16"	Socket 6 Pt. Deep Inch	1/2"	9-45995	16mm	Full Polish Combination Wrench Metric	
9-47586	3/4"	Socket 6 Pt. Deep Inch	1/2"	9-45996	17mm	Full Polish Combination Wrench Metric	
9-47587	13/16"	Socket 6 Pt. Deep Inch	1/2"	9-45997	18mm	Full Polish Combination Wrench Metric	
9-47588	7/8"	Socket 6 Pt. Deep Inch	1/2"	9-45998	19mm	Full Polish Combination Wrench Metric	
9-47589	15/16"	Socket 6 Pt. Deep Inch	1/2"	9-45956	22mm	Full Polish Combination Wrench Metric	
9-47591	1"	Socket 6 Pt. Deep Inch	1/2"	9-45957	23mm	Full Polish Combination Wrench Metric	
9-47592	1-1/16"	Socket 6 Pt. Deep Inch	1/2"	9-45958	24mm	Full Polish Combination Wrench Metric	
9-47593	1-1/8"	Socket 6 Pt. Deep Inch	1/2"	9-45959	25mm	Full Polish Combination Wrench Metric	
9-44231	9mm	Socket 12 Pt. Std Metric	1/2"	9-45960	30mm	Full Polish Combination Wrench Metric	
9-44232	10mm	Socket 12 Pt. Std Metric	1/2"	9-44316	3/8" x 7/16"	Full Polish Offset Wrench	
9-44229	11mm	Socket 12 Pt. Std Metric	1/2"	9-44317	1/2" x 9/16"	Full Polish Offset Wrench	
9-44233	12mm	Socket 12 Pt. Std Metric	1/2"	9-44318	5/8" x 11/16"	Full Polish Offset Wrench	
9-44234	13mm	Socket 12 Pt. Std Metric	1/2"	9-44319	3/4" x 7/8"	Full Polish Offset Wrench	
9-44235	14mm	Socket 12 Pt. Std Metric	1/2"	9-44320	13/16" x 15/16"	Full Polish Offset Wrench	
9-44236	15mm	Socket 12 Pt. Std Metric	1/2"	9-44166	15/16" - 6"	Professional Adjustable Wrench	
9-44266	16mm	Socket 12 Pt. Std Metric	1/2"	9-44167	1-1/8" - 8"	Professional Adjustable Wrench	
9-44237	17mm	Socket 12 Pt. Std Metric	1/2"	9-44168	1-1/4" - 10"	Professional Adjustable Wrench	
9-44267	18mm	Socket 12 Pt. Std Metric	1/2"	9-44174	3/8" x 7/16"	Flare Nut Wrench Inch	
9-44238	19mm	Socket 12 Pt. Std Metric	1/2"	9-44171	1/2" x 9/16"	Flare Nut Wrench Inch	
9-44268	20mm	Socket 12 Pt. Std Metric	1/2"	9-44173	5/8" x 11/16"	Flare Nut Wrench Inch	
9-44249	21mm	Socket 12 Pt. Std Metric	1/2"	9-44172	3/4" x 7/8"	Flare Nut Wrench Inch	
9-44239	22mm	Socket 12 Pt. Std Metric	1/2"	9-44175	9 x 11mm	Flare Nut Wrench Metric	
9-44240	23mm	Socket 12 Pt. Std Metric	1/2"	9-44176	10 x 12mm	Flare Nut Wrench Metric	
9-44242	24mm	Socket 12 Pt. Std Metric	1/2"	9-44177	13 x 14mm	Flare Nut Wrench Metric	
9-44269	25mm	Socket 12 Pt. Std Metric	1/2"	9-44178	15 x 17mm	Flare Nut Wrench Metric	
9-44272	26mm	Socket 12 Pt. Std Metric	1/2"	9-44179	19 x 21mm	Flare Nut Wrench Metric	
9-44243	27mm	Socket 12 Pt. Std Metric	1/2"	9-51651	10", 1-1/2" Cap.	Pipe Wrench	
9-44276	28mm	Socket 12 Pt. Std Metric	1/2"	KDS3263	50-250 in/lb.	Micrometer Torque Wrench	3/8"
9-44244	30mm	Socket 12 Pt. Std Metric	1/2"	KDS2952	30-250 ft/lb.	Micrometer Torque Wrench	1/2"
9-44245	32mm	Socket 12 Pt. Std Metric	1/2"	9-46754	13 Pc.	Ball End Hex Key Set Inch	
9-44444	14mm	Socket 12 Pt. Deep Metric	1/2"	9-46755	13 Pc.	Ball End Hex Key Set Metric	
9-44442	15mm	Socket 12 Pt. Deep Metric	1/2"	9-4118	#2 x 1-1/2"	Phillips Screwdriver	
9-44445	17mm	Socket 12 Pt. Deep Metric	1/2"	9-47184	#1 x 4"	Professional Phillips Screwdriver	
9-44446	19mm	Socket 12 Pt. Deep Metric	1/2"	9-47185	#2 x 2-1/4"	Professional Phillips Screwdriver	
9-44447	21mm	Socket 12 Pt. Deep Metric	1/2"	9-47186	#2 x 4"	Professional Phillips Screwdriver	
9-44448	22mm	Socket 12 Pt. Deep Metric	1/2"	9-4151	1/4" x 1-1/2"	Slotted Screwdriver	
9-44449	27mm	Socket 12 Pt. Deep Metric	1/2"	9-47193	1/4" x 2-1/4"	Professional Slotted Screwdriver	
9-43327	5/8"	Socket 6 Pt. Spark Plug Inch	1/2"	9-47194	1/4" x 4"	Professional Slotted Screwdriver	
9-44241	13/16"	Socket 6 Pt. Spark Plug Inch	1/2"	9-47195	1/4" x 6"	Professional Slotted Screwdriver	
9-15983	15/16"	Socket 6 Pt. Deep Impact Socket Inch	1/2"	9-47197	5/16" x 6"	Professional Slotted Screwdriver	
9-15984	1"	Socket 6 Pt. Deep Impact Socket Inch	1/2"	9-47199	3/8" x 8"	Professional Slotted Screwdriver	
9-44809	1/2"	Quick Release Teardrop Ratchet	1/2"	9-45384	16-1/2"	Tongue & Groove Pliers	
9-44202		Flex T-Handle	1/2"	9-45760	6-3/4"	Professional Slip Joint Pliers	
9-44133	3"	Extension Bar	1/2"	9-45766	10-1/2"	Professional Tongue & Groove Pliers	
9-44131	6"	Extension Bar	1/2"	9-45763	8"	Professional Long Nose Pliers	
9-44132	10"	Extension Bar	1/2"	9-45767	8"	Professional Wide Jaw Diagonal Pliers	
9-4425		Universal Joint	1/2"	9-45715	10"	Professional Straight Jaw Locking Pliers	
9-42412	5/16"	Reversible Ratcheting Wrench Inch		9-45717	5"	Professional Curved Jaw Locking Pliers	
9-42413	3/8"	Reversible Ratcheting Wrench Inch		9-45710	7"	Professional Curved Jaw Locking Pliers	
9-42414	7/16"	Reversible Ratcheting Wrench Inch		9-45716	6"	Professional Long Nose Locking Pliers	
9-42415	1/2"	Reversible Ratcheting Wrench Inch		9-50465		Professional Retaining Ring Pliers Kit	
9-42416	9/16"	Reversible Ratcheting Wrench Inch		9-38394	2 lb.	Dead Blow Hammer	
9-42417	5/8"	Reversible Ratcheting Wrench Inch		9-38464	12 oz.	Hickory Handle Ball Pein	
9-42418	11/16"	Reversible Ratcheting Wrench Inch		9-38466	24 oz.	Hickory Handle Ball Pein	
9-42419	3/4"	Reversible Ratcheting Wrench Inch		ETH81112	32 oz.	Brass Hammer	
9-42420	8mm	Reversible Ratcheting Wrench Metric		9-42861	3/8"	Center Punch	
9-42421	10mm	Reversible Ratcheting Wrench Metric		9-42841	3/8"	Prick Punch	
9-42423	12mm	Reversible Ratcheting Wrench Metric		9-42881	1/16"	Pin Punch	
9-42424	13mm	Reversible Ratcheting Wrench Metric		9-42885	3/16"	Pin Punch	
9-42425	14mm	Reversible Ratcheting Wrench Metric		9-42883	1/8"	Pin Punch	
9-42426	15mm	Reversible Ratcheting Wrench Metric		9-42882	3/32"	Pin Punch	
9-42428	17mm	Reversible Ratcheting Wrench Metric		9-42901	5/32"	Line Up Tool	
9-42429	18mm	Reversible Ratcheting Wrench Metric		9-42902	3/16"	Line Up Tool	
9-45973	1/4"	Full Polish Combination Wrench Inch		9-42971	1/4"	Cold Chisel	
9-45974	5/16"	Full Polish Combination Wrench Inch		9-42974	5/8"	Cold Chisel	
9-45975	3/8"	Full Polish Combination Wrench Inch		9-42973	1/2"	Cold Chisel	
9-45976	7/16"	Full Polish Combination Wrench Inch		9-42975	3/4"	Cold Chisel	
9-45977	1/2"	Full Polish Combination Wrench Inch		ETH33204	1/2"	Brass Drift Punch	
9-45978	9/16"	Full Polish Combination Wrench Inch		9-42892	16"	Rolling Wedge Bar	
9-45979	5/8"	Full Polish Combination Wrench Inch		70-535	11/16" x 18"	Pry Bar	
9-45980	11/16"	Full Polish Combination Wrench Inch		70-537	11/16" x 24"	Pry Bar	
9-45981	3/4"	Full Polish Combination Wrench Inch		9-4283	1/2" x 16"	Pry Bar	
9-45982	13/16"	Full Polish Combination Wrench Inch		9-31211	8"	Shoe File	
9-45983	7/8"	Full Polish Combination Wrench Inch		9-31303	7"	Taper File	
9-45984	15/16"	Full Polish Combination Wrench Inch		9-31310	8"	Mill File	
9-45985	1"	Full Polish Combination Wrench Inch		9-31312	8"	Round File	
9-45950	1-1/16"	Full Polish Combination Wrench Inch		9-31311	8"	Half Round File	
9-45951	1-1/8"	Full Polish Combination Wrench Inch		73-229		Chain Wrench	
9-45952	1-1/4"	Full Polish Combination Wrench Inch		9-16391	11 Pc.	Air Compressor Accessory Kit	
9-45953	1-5/16"	Full Polish Combination Wrench Inch		9-36143	12"	Flush Cut Saw	
9-45954	1-1/2"	Full Polish Combination Wrench Inch		9-3669		Shoehandle Wire Brush	
9-45986	7mm	Full Polish Combination Wrench Metric		9-41322		Flexible Pick-Up Tool with Spring Jaws	
9-45987	8mm	Full Polish Combination Wrench Metric		9-4319		Cotter Key Puller	
9-45988	9mm	Full Polish Combination Wrench Metric		9-4717	5 Pc.	Specialty Tool Kit	

406 Pc. Professional Diesel Tool Set – continued

Part #	Size	Description	Drive	Part #	Size	Description	Drive
9-45494		Brake Spring Pliers		KDS2274		Metric Feeler Gauge Set	
9-45496		Brake Adjusting Tool		KDS3149		Nylon Strap Oil Filter Wrench	
9-47767		Universal Brake Retaining Spring Tool		9-MF976		Air Service Gauge	
9-47645		Seal Puller		9-GT321		Thermometer	
9-47672		Battery Terminal Puller		KDS720		Screw Extractor Kit	
9-90344		Tire Valve Stem Replacement Tool		9-37372	1" x 8M/26'	Locking Tape Measure	
9-A013640		Safety Glasses		KDS2522	6"	Stainless Steel Rule	
9-HLQM24		Hearing Protection		KDS203		Battery Nut Pliers	
KDS161		Deluxe Feeler Gauge		9-41333	5 Pc.	Steel Socket Carry Racks	1/4"
KDS206		Battery Brush		9-41334	6 Pc.	Steel Socket Carry Racks	3/8"
KDS204		Battery Terminal Spreader & Cleaner		9-41335	6 Pc.	Steel Socket Carry Racks	1/2"
KDS2173		3-Way Battery Tool					

9-200583 159 Pc. Advanced Aviation Tool Set

Part #	Size	Description	Drive	Part #	Size	Description	Drive
9-45803	3/16"	Socket 12 Pt. Std Inch	1/4"	9-44168	1-1/4"-10"	Adjustable Wrench	
9-45804	7/32"	Socket 12 Pt. Std Inch	1/4"	9-42320	5/32"	Combination Ignition Wrench Inch	
9-45806	1/4"	Socket 12 Pt. Std Inch	1/4"	9-42321	3/16"	Combination Ignition Wrench Inch	
9-45807	9/32"	Socket 12 Pt. Std Inch	1/4"	9-42322	13/64"	Combination Ignition Wrench Inch	
9-45808	5/16"	Socket 12 Pt. Std Inch	1/4"	9-42323	7/32"	Combination Ignition Wrench Inch	
9-45809	11/32"	Socket 12 Pt. Std Inch	1/4"	9-42324	15/64"	Combination Ignition Wrench Inch	
9-45811	3/8"	Socket 12 Pt. Std Inch	1/4"	9-42325	1/4"	Combination Ignition Wrench Inch	
9-45812	7/16"	Socket 12 Pt. Std Inch	1/4"	9-42326	9/32"	Combination Ignition Wrench Inch	
9-45813	1/2"	Socket 12 Pt. Std Inch	1/4"	9-42327	5/16"	Combination Ignition Wrench Inch	
9-45810	9/16"	Socket 12 Pt. Std Inch	1/4"	9-42328	3/8"	Combination Ignition Wrench Inch	
9-50610	3/16"	Socket 12 Pt. Deep Inch	1/4"	9-42329	7/16"	Combination Ignition Wrench Inch	
9-50611	7/32"	Socket 12 Pt. Deep Inch	1/4"	9-43919	1/4" x 5/16"	Box End Wrench Inch	
9-50612	1/4"	Socket 12 Pt. Deep Inch	1/4"	9-46754	13 Pc.	Ball End Hex Key Set Inch	
9-50613	9/32"	Socket 12 Pt. Deep Inch	1/4"	9-47184	#1 x 4"	Professional Phillips Screwdrivers	
9-50614	5/16"	Socket 12 Pt. Deep Inch	1/4"	9-47185	#2 x 2-1/4"	Professional Phillips Screwdrivers	
9-50616	3/8"	Socket 12 Pt. Deep Inch	1/4"	9-47186	#2 x 4"	Professional Phillips Screwdrivers	
9-50617	7/16"	Socket 12 Pt. Deep Inch	1/4"	9-47193	1/4" x 2-1/4"	Professional Slotted Screwdrivers	
9-50618	1/2"	Socket 12 Pt. Deep Inch	1/4"	9-47194	1/4" x 4"	Professional Slotted Screwdrivers	
9-50619	9/16"	Socket 12 Pt. Deep Inch	1/4"	9-47195	1/4" x 6"	Professional Slotted Screwdrivers	
9-44812	1/4"	Full Polish Quick Release Teardrop Professional Ratchet	1/4"	9-47197	5/16" x 6"	Professional Slotted Screwdrivers	
9-43538	1-1/2"	Extension Bar	1/4"	9-47199	3/8" x 8"	Professional Slotted Screwdrivers	
9-43539	3"	Extension Bar	1/4"	9-TP74		CLECO Pliers	
9-43531	6"	Extension Bar	1/4"	9-45087	8"	Duckbill Pliers	
9-4336		Flex Extension	1/4"	9-47396		Professional Small Retaining Ring Pliers	
9-43393	6"	Spinner Handle	1/4"	67-905		Electrician's Stripper/Cutter/Crimper	
9-43523	6"	Flex T-Handle	1/4"	9-45140	6"	Wire Twisting Pliers	
9-4281		Speeder Wrench	1/4"	9-45142	9"	Wire Twisting Pliers	
9-50656	7/16"	Laser Socket 12 Pt. Deep Inch	3/8"	9-45760	6-3/4"	Professional Slip Joint Pliers	
9-50657	1/2"	Laser Socket 12 Pt. Deep Inch	3/8"	9-45766	10-1/2"	Professional Tongue & Groove	
9-50658	9/16"	Laser Socket 12 Pt. Deep Inch	3/8"	9-45763	8"	Professional Long Nose Pliers	
9-50659	5/8"	Laser Socket 12 Pt. Deep Inch	3/8"	9-45767	8"	Professional Wide Jaw Diagonal Pliers	
9-50661	3/4"	Laser Socket 12 Pt. Deep Inch	3/8"	9-38292	12 oz.	12-1/2" Plastic Tip	
9-50662	13/16"	Laser Socket 12 Pt. Deep Inch	3/8"	9-38465	16 oz.	Hickory Handle Ball Pein	
9-50663	7/8"	Laser Socket 12 Pt. Deep Inch	3/8"	9-42881	1/16"	Pin Punch	
9-50664	15/16"	Laser Socket 12 Pt. Deep Inch	3/8"	9-42882	3/32"	Pin Punch	
9-50665	1"	Laser Socket 12 Pt. Deep Inch	3/8"	9-42883	1/8"	Pin Punch	
9-50667	10mm	Laser Socket 12 Pt. Deep Metric	3/8"	9-42884	5/32"	Pin Punch	
9-50669	12mm	Laser Socket 12 Pt. Deep Metric	3/8"	9-42901	5/32"	Line-Up	
9-50670	13mm	Laser Socket 12 Pt. Deep Metric	3/8"	9-42861	3/8" x 4-1/2"	Center Punch	
9-50671	14mm	Laser Socket 12 Pt. Deep Metric	3/8"	9-42862	1/2" x 6"	Center Punch	
9-50672	15mm	Laser Socket 12 Pt. Deep Metric	3/8"	9-42971	1/4" x 4"	Cold Chisel	
9-50674	17mm	Laser Socket 12 Pt. Deep Metric	3/8"	9-42972	3/8" x 5"	Cold Chisel	
9-50675	18mm	Laser Socket 12 Pt. Deep Metric	3/8"	9-42973	1/2" x 5-3/4"	Cold Chisel	
9-50676	19mm	Laser Socket 12 Pt. Deep Metric	3/8"	EHT33201	6" x 3/8"	Brass Punch	
9-50677	21mm	Laser Socket 12 Pt. Deep Metric	3/8"	9-31313	6-1/4"	Flat Needle File	
9-44813	3/8"	Full Polish Quick Release Teardrop Professional Ratchet	3/8"	9-31314	6-1/4"	Half Round Needle File	
9-43537	1-1/2"	Extension Bar	1/4"	9-31315	6-1/4"	Square Needle File	
9-44264	3"	Extension Bar	1/4"	9-31316	6-1/4"	Round Needle File	
9-44261	6"	Extension Bar	1/4"	9-31317	6-1/4"	Equaling Needle File	
9-44262	10"	Extension Bar	1/4"	9-31318	6-1/4"	3-Square #0 Cut Needle File	
9-44363	10"	Flex T-Handle	1/4"	9-31211	8"	Shoe File	
9-44271	16"	Speeder Bar	1/4"	9-31303	7"	Taper File	
9-4256	3/8" - 1/4"	Socket Adapter		9-31310	8"	Mill File	
9-4258	3/8" - 1/2"	Socket Adapter		9-31312	8"	Round File	
9-45973	1/4"	Full Polish Long Pattern Combination Wrench Inch		9-31311	8"	Half Round File	
9-45974	5/16"	Full Polish Long Pattern Combination Wrench Inch		34-93660		2AA Flashlight	
9-45975	3/8"	Full Polish Long Pattern Combination Wrench Inch		9-36143	12"	Flush-Cut Saw	
9-45976	7/16"	Full Polish Long Pattern Combination Wrench Inch		9-41322		Flexible Pick-Up Tool with Spring Jaws	
9-45977	1/2"	Full Polish Long Pattern Combination Wrench Inch		9-42707	3 Pc.	Aviation Snips	
9-45978	9/16"	Full Polish Long Pattern Combination Wrench Inch		9-90344		Tire Valve Stem Replacement Tool	
9-45979	5/8"	Full Polish Long Pattern Combination Wrench Inch		9-94815	1-1/4"	Wide Extra Stiff Putty Knife	
9-45980	11/16"	Full Polish Long Pattern Combination Wrench Inch		9-A050099		Respirator	
9-45981	3/4"	Full Polish Long Pattern Combination Wrench Inch		9-A051475		Respirator Cartridges	
9-45982	13/16"	Full Polish Long Pattern Combination Wrench Inch		9-4717	5 Pc.	Specialty Tool Kit	
9-45983	7/8"	Full Polish Long Pattern Combination Wrench Inch		9-HLQM24		Hearing Protection	
9-45984	15/16"	Full Polish Long Pattern Combination Wrench Inch		9-A013640		Safety Glasses	
9-45985	1"	Full Polish Long Pattern Combination Wrench Inch		15-0386-3100	0 - 1"	Carbide-Tipped Micrometer	
9-44692	11/32"	Combination Wrench Inch		9-39567	12"	Combination Square	
9-44166	15/16"-6"	Adjustable Wrench		9-37396	1/2" x 12'	Locking Tape Measure	
9-44167	1-1/8"-8"	Adjustable Wrench		9-40811	36 Blade	Standard/Metric Master Thickness Gauge	
				KDS2522	6"	Stainless Steel Rule	

Set Contents

9-800117 15 Pc. Brake and Front End Tool Set

Part #	Size	Description	Drive	Part #	Size	Description	Drive
KDS283		Brake Bleeder Wrench		9-47645		Seal Puller	
KDS287		Brake Adjusting Tool		9-30308	5 Pc.	Pickle Fork Set	
9-45493		Drum Brake Spring Tool		58663	3 Pc.	Brake Caliper Bit Set	
9-45494		Brake Spring Pliers		9-47761		Brake Spring Washer Tool	
9-4656	27/32" - 2"	Brake Cylinder Hone					

9-C1010 136 Pc. General Mechanic's Tool Kit

Component #	Size	Description	Drive	Component #	Size	Description	Drive
1		Bag, Tote, Collapsible		70	16mm	Socket Wrench 12 Pt.	1/2"
2	17"	Pry Bar		71	17mm	Socket Wrench 12 Pt.	1/2"
3	15"	Breaker Bar	1/2"	72	18mm	Socket Wrench 12 Pt.	1/2"
4	10"	Breaker Bar	3/8"	73	19mm	Socket Wrench 12 Pt.	1/2"
5	3/4" x 7"	Cold Chisel		74	21mm	Socket Wrench 12 Pt.	1/2"
6	2"	Extension	1/2"	75	22mm	Socket Wrench 12 Pt.	1/2"
7	10"	Extension	1/2"	76	24mm	Socket Wrench 12 Pt.	1/2"
8	6"	Extension	1/2"	77	3/16"	Socket Wrench 12 Pt.	1/4"
9	3"	Extension	3/8"	78	7/32"	Socket Wrench 12 Pt.	1/4"
10	6"	Extension	3/8"	79	1/4"	Socket Wrench 12 Pt.	1/4"
11	6"	Extension	1/4"	80	9/32"	Socket Wrench 12 Pt.	1/4"
12	1-1/2"	Extension	1/4"	81	5/16"	Socket Wrench 12 Pt.	1/4"
13	8"	Round File		82	11/32"	Socket Wrench 12 Pt.	1/4"
14	10"	Flat File		83	3/8"	Socket Wrench 12 Pt. Deep	1/4"
15	6"	Three Side		84	10mm	Socket Wrench 12 Pt.	1/4"
16		2AA Aluminum Flashlight		85	5mm	Socket Wrench 12 Pt.	1/4"
17		36 Blade Thickness Gauge		86	7mm	Socket Wrench 12 Pt.	1/4"
18		Gauge, Bolt + Thread, Metric		87	8mm	Socket Wrench 12 Pt.	1/4"
19		Gauge, Bolt + Thread, Standard		88	3/8"	Socket Wrench 12 Pt.	3/8"
20	16oz	Fiberglass Ball Pein Hammer		89	7/16"	Socket Wrench 12 Pt.	3/8"
21		Ratchet	3/8"	90	10mm	Socket Wrench 12 Pt.	3/8"
22		Ratchet	1/4"	91	11mm	Socket Wrench 12 Pt.	3/8"
23		Ratchet	1/2"	92		Socket Wrench, Universal Joint	1/2"
24		Screwdriver Type Handle	1/4"	93		Socket Wrench, Universal Joint	1/4"
25		Adjustable File Handle		94		Socket Wrench, Universal Joint	3/8"
26		Speeder Handle	1/4"	95	1/4" F x 3/8" M	Adapter	1/4"
27		Punch & Chisel Holder		96	12"	Wrench Adjustable	
28	9 Pc.	Ball End Hex Key Set		97	5/16"	Wrench Combination 12 Pt.	
29	13 Pc.	Ball End Hex Key Set		98	11/32"	Wrench Combination 12 Pt.	
30		Pocket Knife, Multi-Plier Tool		99	3/8"	Wrench Combination 12 Pt.	
31		Round Inspection Mirror		100	7/16"	Wrench Combination 12 Pt.	
32		Multimeter (Digital)		101	1/2"	Wrench Combination 12 Pt.	
33	7.5"	Diagonal Cutting Pliers		102	9/16"	Wrench Combination 12 Pt.	
34	8"	Long Nose Pliers		103	5/8"	Wrench Combination 12 Pt.	
35		Arc Joint Pliers		104	11/16"	Wrench Combination 12 Pt.	
36	6"	Slip Joint Pliers		105	3/4"	Wrench Combination 12 Pt.	
37	3/16" x 9"	Aligning Punch		106	13/16"	Wrench Combination 12 Pt.	
38	3/8" x 5"	Center Punch		107	7/8"	Wrench Combination 12 Pt.	
39	1/4" x 6"	Pin Punch		108	15/16"	Wrench Combination 12 Pt.	
40	1/8" x 5"	Pin Punch		109	1"	Wrench Combination 12 Pt.	
41	5/16" x 7"	Pin Punch		110	7mm	Wrench Combination 12 Pt.	
42	3/4" x 8"	Punch Drive Pin, brass		111	8mm	Wrench Combination 12 Pt.	
43	3/8" x 8"	Punch, Drive Pin tapered		112	9mm	Wrench Combination 12 Pt.	
44	1-1/4"	Putty Knife, Scraper, blade, stiff		113	10mm	Wrench Combination 12 Pt.	
45		Retrieving Tool, Magnetic		114	11mm	Wrench Combination 12 Pt.	
46	6"	Rule, Machinist		115	12mm	Wrench Combination 12 Pt.	
47		Safety Goggles		116	13mm	Wrench Combination 12 Pt.	
48		Saw, Hand, Jab		117	14mm	Wrench Combination 12 Pt.	
49	# 1 x 3"	Screwdriver, Cross Tip		118	15mm	Wrench Combination 12 Pt.	
50	# 2 x 4"	Screwdriver, Cross Tip		119	16mm	Wrench Combination 12 Pt.	
51	# 3 x 6"	Screwdriver, Cross Tip		120	17mm	Wrench Combination 12 Pt.	
52	1/4" x 4"	Screwdriver, Flat Tip		121	18mm	Wrench Combination 12 Pt.	
53	3/8" x 8"	Screwdriver, Flat Tip		122	19mm	Wrench Combination 12 Pt.	
54	5/16" x 6"	Screwdriver, Flat Tip		123	21mm	Wrench Combination 12 Pt.	
55	# 2 x 1/4"	Screwdriver, Offset Ratchet,		124	22mm	Wrench Combination 12 Pt.	
56		Screwdriver, magnetic w.6 bits		125	1/2" x 9/16"	Wrench, Flare Nut, 6 Pt.	
57	1/2"	Socket Wrench 12 Pt.	1/2"	126	3/8" x 7/16"	Wrench, Flare Nut, 6 Pt.	
58	9/16"	Socket Wrench 12 Pt.	1/2"	127	5/8" x 11/16"	Wrench, Flare Nut, 6 Pt.	
59	5/8"	Socket Wrench 12 Pt.	1/2"	128	3/4" x 7/8"	Wrench, Flare Nut, 6 Pt.	
60	11/16"	Socket Wrench 12 Pt.	1/2"	129	7/16" x 1/2"	Wrench, Box, Starter	
61	3/4"	Socket Wrench 12 Pt.	1/2"	130	9/16" x 5/8"	Wrench, Box, Starter	
62	13/16"	Socket Wrench 12 Pt.	1/2"	131	1/2" x 9/16"	Wrench, Open End	
63	7/8"	Socket Wrench 12 Pt.	1/2"	132	3/8"x7/16"	Wrench, Open End	
64	15/16"	Socket Wrench 12 Pt.	1/2"	133	5/8" x 11/16"	Wrench, Open End	
65	1"	Socket Wrench 12 Pt.	1/2"	134	10"	Wrench, Pliers, curved jaws	
66	12mm	Socket Wrench 12 Pt.	1/2"	135	6"	Wrench, Pliers, long nose	
67	13mm	Socket Wrench 12 Pt.	1/2"	136	3/4" - 2"	Adjustable Hook Spanner Wrench	
68	14mm	Socket Wrench 12 Pt.	1/2"	137		Tool Chest	
69	15mm	Socket Wrench 12 Pt.	1/2"	138		Padlock	

9-C1011 160 Pc. General Mechanic's Tool Kit with Multi-Capable Maintainer's Tool Kit (GMTK with MCM Components)

Component #	Size	Description	Drive	Component #	Size	Description	Drive
1		Bag, Tote, Collapsible		81	5/16"	Socket Wrench 12 Pt.	1/4"
2	17"	Pry Bar		82	11/32"	Socket Wrench 12 Pt.	1/4"
3	15"	Breaker Bar	1/2"	83	3/8"	Socket Wrench 12 Pt. Deep	1/4"
4	10"	Breaker Bar	3/8"	84	10mm	Socket Wrench 12 Pt.	1/4"
5	3/4" x 7"	Cold Chisel		85	5mm	Socket Wrench 12 Pt.	1/4"
6	2"	Extension	1/2"	86	7mm	Socket Wrench 12 Pt.	1/4"
7	10"	Extension	1/2"	87	8mm	Socket Wrench 12 Pt.	1/4"
8	6"	Extension	1/2"	88	3/8"	Socket Wrench 12 Pt.	3/8"
9	3"	Extension	3/8"	89	7/16"	Socket Wrench 12 Pt.	3/8"
10	6"	Extension	3/8"	90	10mm	Socket Wrench 12 Pt.	3/8"
11	6"	Extension	1/4"	91	11mm	Socket Wrench 12 Pt.	3/8"
12	1.5"	Extension	1/4"	92		Socket Wrench, Universal Joint	1/2"
13	8"	Round File		93		Socket Wrench, Universal Joint	1/4"
14	10"	Flat File		94		Socket Wrench, Universal Joint	3/8"
15	6"	Three Side File		95	1/4" F x 3/8" M	Adapter	1/4"
16		2AA Aluminum Flashlight		96	12"	Wrench Adjustable	
17		Gauge, Thickness, 36 leaves		97	5/16"	Wrench Combination 12 Pt.	
18		Gauge, Bolt + Thread, Metric		98	11/32"	Wrench Combination 12 Pt.	
19		Gauge, Bolt + Thread, Standard		99	3/8"	Wrench Combination 12 Pt.	
20	16oz	Fiberglass Ball Pein Hammer		100	7/16"	Wrench Combination 12 Pt.	
21		Handle, Ratchet	3/8"	101	1/2"	Wrench Combination 12 Pt.	
22		Handle, Ratchet	1/4"	102	9/16"	Wrench Combination 12 Pt.	
23		Handle, Ratchet	1/2"	103	5/8"	Wrench Combination 12 Pt.	
24		Handle, Screwdriver Type	1/4"	104	11/16"	Wrench Combination 12 Pt.	
25		Handle, File Adjustable		105	3/4"	Wrench Combination 12 Pt.	
26		Speeder Handle	1/4"	106	13/16"	Wrench Combination 12 Pt.	
27		Punch & Chisel Holder		107	7/8"	Wrench Combination 12 Pt.	
28	9 Pc.	Ball End Hex Key Set		108	15/16"	Wrench Combination 12 Pt.	
29	13 Pc.	Ball End Hex Key Set		109	1"	Wrench Combination 12 Pt.	
30		Knife, Pocket, Multi-Plier Tool		110	7mm	Wrench Combination 12 Pt.	
31		Round Inspection Mirror		111	8mm	Wrench Combination 12 Pt.	
32		Multimeter (Digital)		112	9mm	Wrench Combination 12 Pt.	
33	7.5"	Diagonal Cutting Pliers		113	10mm	Wrench Combination 12 Pt.	
34	8"	Long Nose Pliers		114	11mm	Wrench Combination 12 Pt.	
35		Arc Joint Pliers		115	12mm	Wrench Combination 12 Pt.	
36	6"	Slip Joint Pliers		116	13mm	Wrench Combination 12 Pt.	
37	3/16" x 9"	Aligning Punch		117	14mm	Wrench Combination 12 Pt.	
38	3/8" x 5"	Center Punch		118	15mm	Wrench Combination 12 Pt.	
39	1/4" x 6"	Drive Pin Punch		119	16mm	Wrench Combination 12 Pt.	
40	1/8" x 5"	Drive Pin Punch		120	17mm	Wrench Combination 12 Pt.	
41	5/16" x 7"	Drive Pin Punch		121	18mm	Wrench Combination 12 Pt.	
42	3/4" x 8"	Brass Drive Pin Punch		122	19mm	Wrench Combination 12 Pt.	
43	3/8" x 8"	Drive Pin Punch tapered		123	21mm	Wrench Combination 12 Pt.	
44	1-1/4"	Putty Knife, Scraper, blade, stiff		124	22mm	Wrench Combination 12 Pt.	
45		Retrieving Tool, Magnetic		125	1/2" x 9/16"	Wrench, Flare Nut, 6 Pt.	
46	6"	Rule, Machinist		126	3/8" x 7/16"	Wrench, Flare Nut, 6 Pt.	
47		Safety Goggles		127	5/8" x 1-1/16"	Wrench, Flare Nut, 6 Pt.	
48		Saw, Hand, Jab		128	3/4" x 7/8"	Wrench, Flare Nut, 6 Pt.	
49	# 1 x 3"	Screwdriver, Cross Tip		129	7/16" x 1/2"	Wrench, Box, Starter	
50	# 2 x 4"	Screwdriver, Cross Tip		130	9/16" x 5/8"	Wrench, Box, Starter	
51	# 3 x 6"	Screwdriver, Cross Tip		131	1/2" x 9/16"	Wrench, Open End	
52	1/4" x 4"	Screwdriver, Flat Tip		132	3/8" x 7/16"	Wrench, Open End	
53	3/8" x 8"	Screwdriver, Flat Tip		133	5/8" x 11/16"	Wrench, Open End	
54	5/16" x 6"	Screwdriver, Flat Tip		134	10"	Wrench, Pliers, curved jaws	
55	# 2 x 1/4"	Screwdriver, Offset Ratchet,		135	6"	Wrench, Pliers, long nose	
56		Screwdriver, magnetic with 6 bits		136	3/4" - 2"	Wrench, Spanner, adj. hook,	
57	1/2"	Socket Wrench 12 Pt.	1/2"	137		Tool Chest	
58	9/16"	Socket Wrench 12 Pt.	1/2"	138		Padlock	
59	5/8"	Socket Wrench 12 Pt.	1/2"	139	10"	Pliers, Elec. Plastic Jaw Inserts	
60	11/16"	Socket Wrench 12 Pt.	1/2"	140	12"	Pliers, Wire Twister with Wire Cutter	
61	3/4"	Socket Wrench 12 Pt.	1/2"	141	3/4" x 1"	Wrench Flare Nut 12 Pt.	
62	13/16"	Socket Wrench 12 Pt.	1/2"	142	7/8" x 1-1/8"	Wrench Flare Nut 12 Pt.	
63	7/8"	Socket Wrench 12 Pt.	1/2"	143	5/8"	Socket Wrench, Hex Bit	3/8"
64	15/16"	Socket Wrench 12 Pt.	1/2"	144	3/16"	Socket Wrench, Hex Bit	3/8"
65	1"	Socket Wrench 12 Pt.	1/2"	145	7/32"	Socket Wrench, Hex Bit	3/8"
66	12mm	Socket Wrench 12 Pt.	1/2"	146	1/4"	Socket Wrench, Hex Bit	3/8"
67	13mm	Socket Wrench 12 Pt.	1/2"	147	5/16"	Socket Wrench, Hex Bit	3/8"
68	14mm	Socket Wrench 12 Pt.	1/2"	148	3/8"	Socket Wrench, Hex Bit	3/8"
69	15mm	Socket Wrench 12 Pt.	1/2"	149	1/2"	Socket Wrench, Hex Bit	1/2"
70	16mm	Socket Wrench 12 Pt.	1/2"	150	9/16"	Socket Wrench, Hex Bit	1/2"
71	17mm	Socket Wrench 12 Pt.	1/2"	151	12 Pc.	File Set, Swiss Pattern with roll	
72	18mm	Socket Wrench 12 Pt.	1/2"	152	11"	Brush, sash, oval or round	
73	19mm	Socket Wrench 12 Pt.	1/2"	153	7/16"	Socket Wrench 12 Pt. Deep	3/8"
74	21mm	Socket Wrench 12 Pt.	1/2"	154	1/2"	Socket Wrench 12 Pt. Deep	3/8"
75	22mm	Socket Wrench 12 Pt.	1/2"	155	9/16"	Socket Wrench 12 Pt. Deep	3/8"
76	24mm	Socket Wrench 12 Pt.	1/2"	156	5/8"	Socket Wrench 12 Pt. Deep	3/8"
77	3/16"	Socket Wrench 12 Pt.	1/4"	157	11/16"	Socket Wrench 12 Pt. Deep	3/8"
78	7/32"	Socket Wrench 12 Pt.	1/4"	158	3/4"	Socket Wrench 12 Pt. Deep	3/8"
79	1/4"	Socket Wrench 12 Pt.	1/4"	159	1/4" x 4"	Punch, Drift Pin, Brass, Straight	
80	9/32"	Socket Wrench 12 Pt.	1/4"	160	1/2" x 7"	Punch, Drift Pin, Brass, Straight	

Set Contents

9-33300 Module #1 300 Pc. Professional Tool Set

Part #	Size	Description	Drive	Part #	Size	Description	Drive
9-45801	5/32"	Laser Socket 6 Pt. Std Inch	1/4"	9-45843	13/16"	Laser Socket 6 Pt. Deep Inch	3/8"
9-45802	3/16"	Laser Socket 6 Pt. Std Inch	1/4"	9-45844	7/8"	Laser Socket 6 Pt. Deep Inch	3/8"
9-34591	7/32"	Laser Socket 6 Pt. Std Inch	1/4"	9-45845	15/16"	Laser Socket 6 Pt. Deep Inch	3/8"
9-34592	1/4"	Laser Socket 6 Pt. Std Inch	1/4"	9-45846	1"	Laser Socket 6 Pt. Deep Inch	3/8"
9-34593	9/32"	Laser Socket 6 Pt. Std Inch	1/4"	9-45865	9mm	Laser Socket 6 Pt. Deep Metric	3/8"
9-34594	5/16"	Laser Socket 6 Pt. Std Inch	1/4"	9-45866	10mm	Laser Socket 6 Pt. Deep Metric	3/8"
9-34595	11/32"	Laser Socket 6 Pt. Std Inch	1/4"	9-45867	11mm	Laser Socket 6 Pt. Deep Metric	3/8"
9-34596	3/8"	Laser Socket 6 Pt. Std Inch	1/4"	9-45868	12mm	Laser Socket 6 Pt. Deep Metric	3/8"
9-34597	7/16"	Laser Socket 6 Pt. Std Inch	1/4"	9-45869	13mm	Laser Socket 6 Pt. Deep Metric	3/8"
9-34598	1/2"	Laser Socket 6 Pt. Std Inch	1/4"	9-45871	14mm	Laser Socket 6 Pt. Deep Metric	3/8"
9-34599	9/16"	Laser Socket 6 Pt. Std Inch	1/4"	9-45872	15mm	Laser Socket 6 Pt. Deep Metric	3/8"
9-45907	4mm	Laser Socket 6 Pt. Std Metric	1/4"	9-45873	16mm	Laser Socket 6 Pt. Deep Metric	3/8"
9-45908	5mm	Laser Socket 6 Pt. Std Metric	1/4"	9-45874	17mm	Laser Socket 6 Pt. Deep Metric	3/8"
9-34601	5.5mm	Laser Socket 6 Pt. Std Metric	1/4"	9-45875	18mm	Laser Socket 6 Pt. Deep Metric	3/8"
9-34602	6mm	Laser Socket 6 Pt. Std Metric	1/4"	9-45876	19mm	Laser Socket 6 Pt. Deep Metric	3/8"
9-34603	7mm	Laser Socket 6 Pt. Std Metric	1/4"	9-42664	T-30	Torx Bit Socket	3/8"
9-34604	8mm	Laser Socket 6 Pt. Std Metric	1/4"	9-42665	T-40	Torx Bit Socket	3/8"
9-34605	9mm	Laser Socket 6 Pt. Std Metric	1/4"	9-42666	T-45	Torx Bit Socket	3/8"
9-34606	10mm	Laser Socket 6 Pt. Std Metric	1/4"	9-42667	T-50	Torx Bit Socket	3/8"
9-34607	11mm	Laser Socket 6 Pt. Std Metric	1/4"	9-44808	3/8"	QR Ratchet Long	3/8"
9-34608	12mm	Laser Socket 6 Pt. Std Metric	1/4"	9-43537	1-1/2"	Extension Bar	3/8"
9-34609	13mm	Laser Socket 6 Pt. Std Metric	1/4"	9-44264	3"	Extension Bar	3/8"
9-34611	14mm	Laser Socket 6 Pt. Std Metric	1/4"	9-44261	6"	Extension Bar	3/8"
9-45814	3/16"	Laser Socket 6 Pt. Deep Inch	1/4"	9-44262	10"	Extension Bar	3/8"
9-45815	7/32"	Laser Socket 6 Pt. Deep Inch	1/4"	9-4256	1/4"	Adapter	3/8"
9-34612	1/4"	Laser Socket 6 Pt. Deep Inch	1/4"	9-4258	1/2"	Adapter	3/8"
9-34613	9/32"	Laser Socket 6 Pt. Deep Inch	1/4"	9-34671	5/8"	Laser Spark Plug Socket	3/8"
9-34614	5/16"	Laser Socket 6 Pt. Deep Inch	1/4"	9-50726	13/16"	Laser Spark Plug Socket	3/8"
9-45816	11/32"	Laser Socket 6 Pt. Deep Inch	1/4"	9-50739	7/16"	Laser Socket 8 Pt. Std Inch	1/2"
9-34615	3/8"	Laser Socket 6 Pt. Deep Inch	1/4"	9-50740	1/2"	Laser Socket 8 Pt. Std Inch	1/2"
9-34616	7/16"	Laser Socket 6 Pt. Deep Inch	1/4"	9-50741	9/16"	Laser Socket 8 Pt. Std Inch	1/2"
9-45817	1/2"	Laser Socket 6 Pt. Deep Inch	1/4"	9-50742	5/8"	Laser Socket 8 Pt. Std Inch	1/2"
9-45818	9/16"	Laser Socket 6 Pt. Deep Inch	1/4"	9-50743	11/16"	Laser Socket 8 Pt. Std Inch	1/2"
9-45909	4mm	Laser Socket 6 Pt. Deep Metric	1/4"	9-50744	3/4"	Laser Socket 8 Pt. Std Inch	1/2"
9-45911	5mm	Laser Socket 6 Pt. Deep Metric	1/4"	9-34039	3/8"	Laser Socket 12 Pt. Std Inch	1/2"
9-45912	6mm	Laser Socket 6 Pt. Deep Metric	1/4"	9-34040	7/16"	Laser Socket 12 Pt. Std Inch	1/2"
9-34621	7mm	Laser Socket 6 Pt. Deep Metric	1/4"	9-34041	1/2"	Laser Socket 12 Pt. Std Inch	1/2"
9-34622	8mm	Laser Socket 6 Pt. Deep Metric	1/4"	9-34042	9/16"	Laser Socket 12 Pt. Std Inch	1/2"
9-34623	9mm	Laser Socket 6 Pt. Deep Metric	1/4"	9-50745	19/32"	Laser Socket 12 Pt. Std Inch	1/2"
9-34624	10mm	Laser Socket 6 Pt. Deep Metric	1/4"	9-34043	5/8"	Laser Socket 12 Pt. Std Inch	1/2"
9-34625	11mm	Laser Socket 6 Pt. Deep Metric	1/4"	9-50746	21/32"	Laser Socket 12 Pt. Std Inch	1/2"
9-45913	12mm	Laser Socket 6 Pt. Deep Metric	1/4"	9-34046	11/16"	Laser Socket 12 Pt. Std Inch	1/2"
9-45914	13mm	Laser Socket 6 Pt. Deep Metric	1/4"	9-34652	3/4"	Laser Socket 12 Pt. Std Inch	1/2"
9-45915	14mm	Laser Socket 6 Pt. Deep Metric	1/4"	9-50747	25/32"	Laser Socket 12 Pt. Std Inch	1/2"
9-42661	T-15	Torx Bit Socket	1/4"	9-34653	13/16"	Laser Socket 12 Pt. Std Inch	1/2"
9-42662	T-20	Torx Bit Socket	1/4"	9-34654	7/8"	Laser Socket 12 Pt. Std Inch	1/2"
9-42663	T-25	Torx Bit Socket	1/4"	9-34655	15/16"	Laser Socket 12 Pt. Std Inch	1/2"
9-44807	1/4"	QR Ratchet	1/4"	9-34054	1"	Laser Socket 12 Pt. Std Inch	1/2"
9-43538	1-1/2"	Extension Bar	1/4"	9-34057	1-1/16"	Laser Socket 12 Pt. Std Inch	1/2"
9-43539	3"	Extension Bar	1/4"	9-34056	1-1/8"	Laser Socket 12 Pt. Std Inch	1/2"
9-43531	6"	Extension Bar	1/4"	9-50748	1-3/16"	Laser Socket 12 Pt. Std Inch	1/2"
9-4257	3/8"	Adapter	1/4"	9-45905	1-1/4"	Laser Socket 12 Pt. Std Inch	1/2"
9-43372	6"	Spinner Handle	1/4"	9-34061	9mm	Laser Socket 12 Pt. Std Metric	1/2"
9-45790	1/4"	Laser Socket 8 Pt. Std Inch	3/8"	9-34062	10mm	Laser Socket 12 Pt. Std Metric	1/2"
9-45791	5/16"	Laser Socket 8 Pt. Std Inch	3/8"	9-34063	11mm	Laser Socket 12 Pt. Std Metric	1/2"
9-45792	3/8"	Laser Socket 8 Pt. Std Inch	3/8"	9-34064	12mm	Laser Socket 12 Pt. Std Metric	1/2"
9-45793	7/16"	Laser Socket 8 Pt. Std Inch	3/8"	9-34065	13mm	Laser Socket 12 Pt. Std Metric	1/2"
9-45794	1/2"	Laser Socket 8 Pt. Std Inch	3/8"	9-34066	14mm	Laser Socket 12 Pt. Std Metric	1/2"
9-45901	5/16"	Laser Socket 12 Pt. Std Inch	3/8"	9-34067	15mm	Laser Socket 12 Pt. Std Metric	1/2"
9-34632	3/8"	Laser Socket 12 Pt. Std Inch	3/8"	9-34068	16mm	Laser Socket 12 Pt. Std Metric	1/2"
9-34633	7/16"	Laser Socket 12 Pt. Std Inch	3/8"	9-34661	17mm	Laser Socket 12 Pt. Std Metric	1/2"
9-34634	1/2"	Laser Socket 12 Pt. Std Inch	3/8"	9-34662	18mm	Laser Socket 12 Pt. Std Metric	1/2"
9-34635	9/16"	Laser Socket 12 Pt. Std Inch	3/8"	9-34663	19mm	Laser Socket 12 Pt. Std Metric	1/2"
9-34636	5/8"	Laser Socket 12 Pt. Std Inch	3/8"	9-34073	20mm	Laser Socket 12 Pt. Std Metric	1/2"
9-34637	11/16"	Laser Socket 12 Pt. Std Inch	3/8"	9-34664	21mm	Laser Socket 12 Pt. Std Metric	1/2"
9-34638	3/4"	Laser Socket 12 Pt. Std Inch	3/8"	9-34075	22mm	Laser Socket 12 Pt. Std Metric	1/2"
9-45902	13/16"	Laser Socket 12 Pt. Std Inch	3/8"	9-34076	23mm	Laser Socket 12 Pt. Std Metric	1/2"
9-45903	7/8"	Laser Socket 12 Pt. Std Inch	3/8"	9-34077	24mm	Laser Socket 12 Pt. Std Metric	1/2"
9-34639	9mm	Laser Socket 12 Pt. Std Metric	3/8"	9-45923	25mm	Laser Socket 12 Pt. Std Metric	1/2"
9-34641	10mm	Laser Socket 12 Pt. Std Metric	3/8"	9-50750	26mm	Laser Socket 12 Pt. Std Metric	1/2"
9-34642	11mm	Laser Socket 12 Pt. Std Metric	3/8"	9-34081	27mm	Laser Socket 12 Pt. Std Metric	1/2"
9-34643	12mm	Laser Socket 12 Pt. Std Metric	3/8"	9-45925	28mm	Laser Socket 12 Pt. Std Metric	1/2"
9-34644	13mm	Laser Socket 12 Pt. Std Metric	3/8"	9-45926	30mm	Laser Socket 12 Pt. Std Metric	1/2"
9-34645	14mm	Laser Socket 12 Pt. Std Metric	3/8"	9-45927	32mm	Laser Socket 12 Pt. Std Metric	1/2"
9-34646	15mm	Laser Socket 12 Pt. Std Metric	3/8"	9-50758	1/2"	Laser Socket 12 Pt. Deep Inch	1/2"
9-34647	16mm	Laser Socket 12 Pt. Std Metric	3/8"	9-50759	9/16"	Laser Socket 12 Pt. Deep Inch	1/2"
9-34648	17mm	Laser Socket 12 Pt. Std Metric	3/8"	9-50760	5/8"	Laser Socket 12 Pt. Deep Inch	1/2"
9-34649	18mm	Laser Socket 12 Pt. Std Metric	3/8"	9-50761	11/16"	Laser Socket 12 Pt. Deep Inch	1/2"
9-34651	19mm	Laser Socket 12 Pt. Std Metric	3/8"	9-50762	3/4"	Laser Socket 12 Pt. Deep Inch	1/2"
9-45921	21mm	Laser Socket 12 Pt. Std Metric	3/8"	9-50763	13/16"	Laser Socket 12 Pt. Deep Inch	1/2"
9-45835	3/8"	Laser Socket 6 Pt. Deep Inch	3/8"	9-50764	7/8"	Laser Socket 12 Pt. Deep Inch	1/2"
9-45836	7/16"	Laser Socket 6 Pt. Deep Inch	3/8"	9-50765	15/16"	Laser Socket 12 Pt. Deep Inch	1/2"
9-45837	1/2"	Laser Socket 6 Pt. Deep Inch	3/8"	9-50766	1"	Laser Socket 12 Pt. Deep Inch	1/2"
9-45838	9/16"	Laser Socket 6 Pt. Deep Inch	3/8"	9-45938	13mm	Laser Socket 12 Pt. Deep Metric	1/2"
9-45839	5/8"	Laser Socket 6 Pt. Deep Inch	3/8"	9-45939	14mm	Laser Socket 12 Pt. Deep Metric	1/2"
9-45841	11/16"	Laser Socket 6 Pt. Deep Inch	3/8"	9-45940	15mm	Laser Socket 12 Pt. Deep Metric	1/2"
9-45842	3/4"	Laser Socket 6 Pt. Deep Inch	3/8"	9-45941	16mm	Laser Socket 12 Pt. Deep Metric	1/2"

Module #1 300 Pc. Professional Tool Set – continued

Part #	Size	Description	Drive	Part #	Size	Description	Drive
9-45942	17mm	Laser Socket 12 Pt. Deep Metric	1/2"	9-42922	22mm	Combination Wrench Metric	
9-45943	18mm	Laser Socket 12 Pt. Deep Metric	1/2"	9-44571	1/4" x 5/16"	Open End Wrench Inch	
9-50769	19mm	Laser Socket 12 Pt. Deep Metric	1/2"	9-44572	3/8" x 7/16"	Open End Wrench Inch	
9-50771	20mm	Laser Socket 12 Pt. Deep Metric	1/2"	9-44579	1/2" x 9/16"	Open End Wrench Inch	
9-50772	21mm	Laser Socket 12 Pt. Deep Metric	1/2"	9-44592	9/16" x 5/8"	Open End Wrench Inch	
9-50773	22mm	Laser Socket 12 Pt. Deep Metric	1/2"	9-44582	5/8" x 3/4"	Open End Wrench Inch	
9-50774	24mm	Laser Socket 12 Pt. Deep Metric	1/2"	9-44584	3/4" x 7/8"	Open End Wrench Inch	
9-44809	1/2"	QR Ratchet	1/2"	9-44502	6 x 8mm	Open End Wrench Metric	
9-43522	2"	Extension Bar	1/2"	9-44503	7 x 9mm	Open End Wrench Metric	
9-44133	3"	Extension Bar	1/2"	9-44504	10 x 11mm	Open End Wrench Metric	
9-44131	6"	Extension Bar	1/2"	9-44506	12 x 14mm	Open End Wrench Metric	
9-44132	10"	Extension Bar	1/2"	9-44507	13 x 15mm	Open End Wrench Metric	
9-4259	3/8"	Adapter	1/2"	9-44521	16 x 18mm	Open End Wrench Metric	
9-44699	1/4"	Combination Wrench Inch		9-44174	3/8" x 7/16"	Flare Nut Wrench Inch	
9-44691	5/16"	Combination Wrench Inch		9-44171	1/2" x 9/16"	Flare Nut Wrench Inch	
9-44692	11/32"	Combination Wrench Inch		9-44173	5/8" x 11/16"	Flare Nut Wrench Inch	
9-44693	3/8"	Combination Wrench Inch		9-44172	3/4" x 7/8"	Flare Nut Wrench Inch	
9-44694	7/16"	Combination Wrench Inch		9-44175	9 x 11mm	Flare Nut Wrench Metric	
9-44695	1/2"	Combination Wrench Inch		9-44176	10 x 12mm	Flare Nut Wrench Metric	
9-44696	9/16"	Combination Wrench Inch		9-44177	13 x 14mm	Flare Nut Wrench Metric	
9-44697	5/8"	Combination Wrench Inch		9-44178	15 x 17mm	Flare Nut Wrench Metric	
9-44698	11/16"	Combination Wrench Inch		9-44179	19 x 21mm	Flare Nut Wrench Metric	
9-44701	3/4"	Combination Wrench Inch		9-41977	3/16"	Nut Driver Inch	
9-44702	13/16"	Combination Wrench Inch		9-41971	1/4"	Nut Driver Inch	
9-44703	7/8"	Combination Wrench Inch		9-41972	5/16"	Nut Driver Inch	
9-44704	15/16"	Combination Wrench Inch		9-41973	11/32"	Nut Driver Inch	
9-44705	1"	Combination Wrench Inch		9-41974	3/8"	Nut Driver Inch	
9-44707	1-1/8"	Combination Wrench Inch		9-41975	7/16"	Nut Driver Inch	
9-42909	6mm	Combination Wrench Metric		9-41976	1/2"	Nut Driver Inch	
9-42911	7mm	Combination Wrench Metric		9-41981	5mm	Nut Driver Metric	
9-42912	8mm	Combination Wrench Metric		9-41982	6mm	Nut Driver Metric	
9-42913	9mm	Combination Wrench Metric		9-41983	7mm	Nut Driver Metric	
9-42914	10mm	Combination Wrench Metric		9-41984	8mm	Nut Driver Metric	
9-42915	11mm	Combination Wrench Metric		9-41985	9mm	Nut Driver Metric	
9-42916	12mm	Combination Wrench Metric		9-41986	10mm	Nut Driver Metric	
9-42917	13mm	Combination Wrench Metric		9-41987	11mm	Nut Driver Metric	
9-42918	14mm	Combination Wrench Metric		9-46696	20 Pc.	Hex Key Set Inch	
9-42919	15mm	Combination Wrench Metric		9-46677	20 Pc.	Hex Key Set Metric	
9-42924	16mm	Combination Wrench Metric		9-41294	#1 x 3"	Phillips Screwdriver	
9-42929	17mm	Combination Wrench Metric		9-41295	#2 x 4"	Phillips Screwdriver	
9-42925	18mm	Combination Wrench Metric		9-41297	#3 x 4"	Phillips Screwdriver	
9-42921	19mm	Combination Wrench Metric		9-41589	1/8" x 4"	Slotted Screwdriver	
9-42937	20mm	Combination Wrench Metric		9-41581	3/16" x 4"	Slotted Screwdriver	
9-42938	21mm	Combination Wrench Metric		9-41584	1/4" x 6"	Slotted Screwdriver	

9-33198 Module #2 198 Pc. Advanced Essentials Tool Set

Part #	Size	Description	Drive	Part #	Size	Description	Drive
9-45803	3/16"	Laser Socket 12 pt Std Inch	1/4"	9-45826	9/16"	Laser Socket 6 pt Std Inch	3/8"
9-45804	7/32"	Laser Socket 12 pt Std Inch	1/4"	9-45827	5/8"	Laser Socket 6 pt Std Inch	3/8"
9-45806	1/4"	Laser Socket 12 pt Std Inch	1/4"	9-45828	11/16"	Laser Socket 6 pt Std Inch	3/8"
9-45807	9/32"	Laser Socket 12 pt Std Inch	1/4"	9-45829	3/4"	Laser Socket 6 pt Std Inch	3/8"
9-45808	5/16"	Laser Socket 12 pt Std Inch	1/4"	9-45831	13/16"	Laser Socket 6 pt Std Inch	3/8"
9-45809	11/32"	Laser Socket 12 pt Std Inch	1/4"	9-45832	7/8"	Laser Socket 6 pt Std Inch	3/8"
9-45811	3/8"	Laser Socket 12 pt Std Inch	1/4"	9-45833	15/16"	Laser Socket 6 pt Std Inch	3/8"
9-45812	7/16"	Laser Socket 12 pt Std Inch	1/4"	9-45834	1"	Laser Socket 6 pt Std Inch	3/8"
9-45813	1/2"	Laser Socket 12 pt Std Inch	1/4"	9-45847	6mm	Laser Socket 6 pt Std Metric	3/8"
9-45810	9/16"	Laser Socket 12 pt Std Inch	1/4"	9-45848	7mm	Laser Socket 6 pt Std Metric	3/8"
9-50610	3/16"	Laser Socket 12 pt Deep Inch	1/4"	9-45849	8mm	Laser Socket 6 pt Std Metric	3/8"
9-50611	7/32"	Laser Socket 12 pt Deep Inch	1/4"	9-45851	9mm	Laser Socket 6 pt Std Metric	3/8"
9-50612	1/4"	Laser Socket 12 pt Deep Inch	1/4"	9-45852	10mm	Laser Socket 6 pt Std Metric	3/8"
9-50613	9/32"	Laser Socket 12 pt Deep Inch	1/4"	9-45853	11mm	Laser Socket 6 pt Std Metric	3/8"
9-50614	5/16"	Laser Socket 12 pt Deep Inch	1/4"	9-45854	12mm	Laser Socket 6 pt Std Metric	3/8"
9-50615	11/32"	Laser Socket 12 pt Deep Inch	1/4"	9-45855	13mm	Laser Socket 6 pt Std Metric	3/8"
9-50616	3/8"	Laser Socket 12 pt Deep Inch	1/4"	9-45856	14mm	Laser Socket 6 pt Std Metric	3/8"
9-50617	7/16"	Laser Socket 12 pt Deep Inch	1/4"	9-45857	15mm	Laser Socket 6 pt Std Metric	3/8"
9-50618	1/2"	Laser Socket 12 pt Deep Inch	1/4"	9-45858	16mm	Laser Socket 6 pt Std Metric	3/8"
9-50619	9/16"	Laser Socket 12 pt Deep Inch	1/4"	9-45859	17mm	Laser Socket 6 pt Std Metric	3/8"
9-42701	3/16"	Hex Bit Socket Inch	1/4"	9-45861	18mm	Laser Socket 6 pt Std Metric	3/8"
9-42702	7/32"	Hex Bit Socket Inch	1/4"	9-45862	19mm	Laser Socket 6 pt Std Metric	3/8"
9-42703	1/4"	Hex Bit Socket Inch	1/4"	9-45863	20mm	Laser Socket 6 pt Std Metric	3/8"
9-42704	5/16"	Hex Bit Socket Inch	1/4"	9-45864	21mm	Laser Socket 6 pt Std Metric	3/8"
9-42705	3/8"	Hex Bit Socket Inch	1/4"	9-45919	22mm	Laser Socket 6 pt Std Metric	3/8"
9-42691	7/32"	Screwdriver Bit Socket	1/4"	9-46669	5/32"	Hex Bit Socket Inch	3/8"
9-42692	1/4"	Screwdriver Bit Socket	1/4"	9-46661	3/16"	Hex Bit Socket Inch	3/8"
9-42681	#1	Phillips Bit Socket	1/4"	9-46662	7/32"	Hex Bit Socket Inch	3/8"
9-42682	#2	Phillips Bit Socket	1/4"	9-46663	1/4"	Hex Bit Socket Inch	3/8"
9-43532	14"	Extension Bar	1/4"	9-46664	5/16"	Hex Bit Socket Inch	3/8"
9-4280		Universal Joint	1/4"	9-46665	3/8"	Hex Bit Socket Inch	3/8"
9-43523	6"	Flex T-Handle	1/4"	9-42674	4mm	Hex Bit Socket Metric	3/8"
9-4281	15"	Speeder Bar	1/4"	9-42675	5mm	Hex Bit Socket Metric	3/8"
9-4336	1/4"	Flex Extension	1/4"	9-42676	6mm	Hex Bit Socket Metric	3/8"
9-45821	1/4"	Laser Socket 6 pt Std Inch	3/8"	9-42677	7mm	Hex Bit Socket Metric	3/8"
9-45822	5/16"	Laser Socket 6 pt Std Inch	3/8"	9-42678	8mm	Hex Bit Socket Metric	3/8"
9-45823	3/8"	Laser Socket 6 pt Std Inch	3/8"	9-42679	10mm	Hex Bit Socket Metric	3/8"
9-45824	7/16"	Laser Socket 6 pt Std Inch	3/8"	9-42651	7/32"	Screwdriver Bit Socket	3/8"
9-45825	1/2"	Laser Socket 6 pt Std Inch	3/8"	9-42652	9/32"	Screwdriver Bit Socket	3/8"

Set Contents

Module #2 198 Pc. Advanced Essentials Tool Set – continued

Part #	Size	Description	Drive	Part #	Size	Description	Drive
9-42653	3/8"	Screwdriver Bit Socket	3/8"	9-42646	18mm	Ratcheting Wrench Metric	
9-44369	#1	Phillips Bit Socket	3/8"	9-42658	19mm	Ratcheting Wrench Metric	
9-44371	#2	Phillips Bit Socket	3/8"	9-44581	19/32" x 11/16"	Open End Wrench Inch	
9-44372	#3	Phillips Bit Socket	3/8"	9-44583	25/32" x 13/16"	Open End Wrench Inch	
9-44373	#4	Phillips Bit Socket	3/8"	9-44591	11/16" x 13/16"	Open End Wrench Inch	
9-44263	20"	Extension Bar	3/8"	9-44585	15/16" x 1"	Open End Wrench Inch	
9-4435		Universal Joint	3/8"	9-44508	17 x 19mm	Open End Wrench Metric	
9-44363	10"	Flex T-Handle	3/8"	9-44522	20 x 22mm	Open End Wrench Metric	
9-50727	3/4"	Laser Spark Plug Socket	3/8"	9-44523	21 x 23mm	Open End Wrench Metric	
9-50728	18mm	Laser Spark Plug Socket	3/8"	9-44509	22 x 24mm	Open End Wrench Metric	
9-46671	9/16"	Hex Bit Socket Inch	1/2"	9-44515	24 x 26mm	Open End Wrench Metric	
9-46672	5/8"	Hex Bit Socket Inch	1/2"	9-43866	3/8" x 7/16"	Short Box End Wrench Inch	
9-42669	14mm	Hex Bit Socket Metric	1/2"	9-43864	1/2" x 9/16"	Short Box End Wrench Inch	
9-42670	17mm	Hex Bit Socket Metric	1/2"	9-43865	5/8" x 3/4"	Short Box End Wrench Inch	
9-44381	1/4"	Combination Wrench 6 pt Inch		9-44602	6"	Adjustable Wrench	
9-44382	5/16"	Combination Wrench 6 pt Inch		9-44603	8"	Adjustable Wrench	
9-44399	11/32"	Combination Wrench 6 pt Inch		9-44604	10"	Adjustable Wrench	
9-44383	3/8"	Combination Wrench 6 pt Inch		9-46701	9 Pc.	Folding Hex Key Set Inch	
9-44384	7/16"	Combination Wrench 6 pt Inch		9-46702	8 Pc.	Folding Hex Key Set Metric	
9-44385	1/2"	Combination Wrench 6 pt Inch		9-46703	7 Pc.	Folding Torx Key Set	
9-44386	9/16"	Combination Wrench 6 pt Inch		9-41293	#0 x 2-1/2"	Phillips Screwdriver	
9-44387	5/8"	Combination Wrench 6 pt Inch		9-4118	#2 x 1-1/2"	Stubby Screwdriver	
9-44388	11/16"	Combination Wrench 6 pt Inch		9-41298	#4	Phillips Screwdriver	
9-44389	3/4"	Combination Wrench 6 pt Inch		9-41421	1/8" x 2"	Slotted Screwdriver	
9-44390	13/16"	Combination Wrench 6 pt Inch		9-41577	3/16" x 6"	Slotted Screwdriver	
9-44391	7/8"	Combination Wrench 6 pt Inch		9-41511	1/4" x 1-1/2"	Stubby Screwdriver	
9-44392	15/16"	Combination Wrench 6 pt Inch		9-41578	1/4" x 8"	Slotted Screwdriver	
9-44393	1"	Combination Wrench 6 pt Inch		9-41587	5/16" x 8"	Slotted Screwdriver	
9-42863	6mm	Combination Wrench 6 pt Metric		9-41541	3/32" x 1-1/2"	Slotted Screwdriver Mini	
9-42864	7mm	Combination Wrench 6 pt Metric		9-45378	6-3/4"	Slip Joint Pliers	
9-42865	8mm	Combination Wrench 6 pt Metric		9-45385	7"	Arc Joint Pliers	
9-42866	9mm	Combination Wrench 6 pt Metric		9-45102	6"	Long Needle Nose Pliers	
9-42867	10mm	Combination Wrench 6 pt Metric		9-45077	5"	Diagonal Cutting Pliers	
9-42868	11mm	Combination Wrench 6 pt Metric		9-38292	12oz.	Plastic Tip Hammer	
9-42869	12mm	Combination Wrench 6 pt Metric		9-45787	16oz.	Rubber Mallet	
9-42870	13mm	Combination Wrench 6 pt Metric		9-38464	12oz.	Ball Pein Hammer	
9-42871	14mm	Combination Wrench 6 pt Metric		9-42881	1/16"	Round Pin Punch	
9-42872	15mm	Combination Wrench 6 pt Metric		9-42882	3/32"	Round Pin Punch	
9-42873	16mm	Combination Wrench 6 pt Metric		9-42884	5/32"	Round Pin Punch	
9-42874	17mm	Combination Wrench 6 pt Metric		9-42886	1/4"	Round Pin Punch	
9-42875	18mm	Combination Wrench 6 pt Metric		9-42901	5/32"	Line Up Punch	
9-42876	19mm	Combination Wrench 6 pt Metric		9-42902	3/16"	Line Up Punch	
9-42633	5/16"	Ratcheting Wrench Inch		9-42903	1/4"	Line Up Punch	
9-42634	3/8"	Ratcheting Wrench Inch		9-42841	3/8"	Prick Punch	
9-42635	7/16"	Ratcheting Wrench Inch		9-42862	1/2"	Center Punch	
9-42636	1/2"	Ratcheting Wrench Inch		9-37553	1/16"	Nail Set Punch	
9-42637	9/16"	Ratcheting Wrench Inch		9-37552	1/32"	Nail Set Punch	
9-42638	5/8"	Ratcheting Wrench Inch		9-42976	7/8"	Chisel	
9-42647	11/16"	Ratcheting Wrench Inch		9-42975	3/4"	Chisel	
9-42639	3/4"	Ratcheting Wrench Inch		9-42972	3/8"	Chisel	
9-42640	8mm	Ratcheting Wrench Metric		9-42971	1/4"	Chisel	
9-42641	10mm	Ratcheting Wrench Metric		9-4301	5 Pc.	Punch & Chisel Set	
9-42648	11mm	Ratcheting Wrench Metric		9-40650		Protective Goggles	
9-42642	12mm	Ratcheting Wrench Metric		9-41333	2 Pc.	Socket Racks (Std & Metric)	
9-42643	13mm	Ratcheting Wrench Metric		9-41334	2 Pc.	Socket Racks (Std & Metric)	
9-42644	14mm	Ratcheting Wrench Metric		9-41335	2 Pc.	Socket Racks (Std & Metric)	
9-42645	15mm	Ratcheting Wrench Metric					

9-35189 Module #3 189 Pc. Specialized Essentials Professional Tool Set

Part #	Size	Description	Drive	Part #	Size	Description	Drive
9-34617	E6	External Torx Socket	1/4"	9-50673	16mm	Laser Socket 12 Pt. Deep Metric	3/8"
9-34618	E7	External Torx Socket	1/4"	9-50674	17mm	Laser Socket 12 Pt. Deep Metric	3/8"
9-34619	E8	External Torx Socket	1/4"	9-50675	18mm	Laser Socket 12 Pt. Deep Metric	3/8"
9-34631	1/4"	Laser Socket 12 Pt. Std Inch	3/8"	9-50676	19mm	Laser Socket 12 Pt. Deep Metric	3/8"
9-50650	15/16"	Laser Socket 12 Pt. Std Inch	3/8"	9-50677	21mm	Laser Socket 12 Pt. Deep Metric	3/8"
9-50651	1"	Laser Socket 12 Pt. Std Inch	3/8"	9-50678	22mm	Laser Socket 12 Pt. Deep Metric	3/8"
9-50652	6mm	Laser Socket 12 Pt. Std Metric	3/8"	9-34620	E10	External Torx Socket	3/8"
9-50653	7mm	Laser Socket 12 Pt. Std Metric	3/8"	9-34626	E12	External Torx Socket	3/8"
9-50654	8mm	Laser Socket 12 Pt. Std Metric	3/8"	9-34627	E14	External Torx Socket	3/8"
9-50655	3/8"	Laser Socket 12 Pt. Deep Inch	3/8"	9-34628	E16	External Torx Socket	3/8"
9-50656	7/16"	Laser Socket 12 Pt. Deep Inch	3/8"	9-44815	3/8"	QR Flex Ratchet	3/8"
9-50657	1/2"	Laser Socket 12 Pt. Deep Inch	3/8"	9-44271	16"	Speeder Bar	3/8"
9-50658	9/16"	Laser Socket 12 Pt. Deep Inch	3/8"	9-4428	7"	Slide Bar	3/8"
9-50659	5/8"	Laser Socket 12 Pt. Deep Inch	3/8"	9-45883	3/8"	Laser Socket 6 Pt. Std Inch	1/2"
9-50660	11/16"	Laser Socket 12 Pt. Deep Inch	3/8"	9-45884	7/16"	Laser Socket 6 Pt. Std Inch	1/2"
9-50661	3/4"	Laser Socket 12 Pt. Deep Inch	3/8"	9-45885	1/2"	Laser Socket 6 Pt. Std Inch	1/2"
9-50662	13/16"	Laser Socket 12 Pt. Deep Inch	3/8"	9-45886	9/16"	Laser Socket 6 Pt. Std Inch	1/2"
9-50663	7/8"	Laser Socket 12 Pt. Deep Inch	3/8"	9-45887	5/8"	Laser Socket 6 Pt. Std Inch	1/2"
9-50664	15/16"	Laser Socket 12 Pt. Deep Inch	3/8"	9-45888	11/16"	Laser Socket 6 Pt. Std Inch	1/2"
9-50665	1"	Laser Socket 12 Pt. Deep Inch	3/8"	9-45889	3/4"	Laser Socket 6 Pt. Std Inch	1/2"
9-50666	9mm	Laser Socket 12 Pt. Deep Metric	3/8"	9-45890	13/16"	Laser Socket 6 Pt. Std Inch	1/2"
9-50667	10mm	Laser Socket 12 Pt. Deep Metric	3/8"	9-45891	7/8"	Laser Socket 6 Pt. Std Inch	1/2"
9-50668	11mm	Laser Socket 12 Pt. Deep Metric	3/8"	9-45892	15/16"	Laser Socket 6 Pt. Std Inch	1/2"
9-50669	12mm	Laser Socket 12 Pt. Deep Metric	3/8"	9-50731	1"	Laser Socket 6 Pt. Std Inch	1/2"
9-50670	13mm	Laser Socket 12 Pt. Deep Metric	3/8"	9-50732	1-1/16"	Laser Socket 6 Pt. Std Inch	1/2"
9-50671	14mm	Laser Socket 12 Pt. Deep Metric	3/8"	9-50733	1-1/8"	Laser Socket 6 Pt. Std Inch	1/2"
9-50672	15mm	Laser Socket 12 Pt. Deep Metric	3/8"	9-50734	1-3/16"	Laser Socket 6 Pt. Std Inch	1/2"

Module #3 189 Pc. Specialized Essentials Professional Tool Set – continued

Part #	Size	Description	Drive	Part #	Size	Description	Drive
9-50735	1-1/4"	Laser Socket 6 Pt. Std Inch	1/2"	9-43922	3/8" x 7/16"	Box End Wrench Inch	
9-45893	9mm	Laser Socket 6 Pt. Std Metric	1/2"	9-43921	7/16" x 1/2"	Box End Wrench Inch	
9-45894	10mm	Laser Socket 6 Pt. Std Metric	1/2"	9-43923	1/2" x 9/16"	Box End Wrench Inch	
9-45895	11mm	Laser Socket 6 Pt. Std Metric	1/2"	9-43924	9/16" x 5/8"	Box End Wrench Inch	
9-45896	12mm	Laser Socket 6 Pt. Std Metric	1/2"	9-43925	19/32" x 25/32"	Box End Wrench Inch	
9-45897	13mm	Laser Socket 6 Pt. Std Metric	1/2"	9-43926	5/8" x 3/4"	Box End Wrench Inch	
9-45898	14mm	Laser Socket 6 Pt. Std Metric	1/2"	9-43927	11/16" x 13/16"	Box End Wrench Inch	
9-45928	15mm	Laser Socket 6 Pt. Std Metric	1/2"	9-43928	3/4" x 7/8"	Box End Wrench Inch	
9-50801	16mm	Laser Socket 6 Pt. Std Metric	1/2"	9-43929	15/16" x 1"	Box End Wrench Inch	
9-45929	17mm	Laser Socket 6 Pt. Std Metric	1/2"	9-42952	6 x 8mm	Box End Wrench Metric	
9-45930	18mm	Laser Socket 6 Pt. Std Metric	1/2"	9-42953	7 x 9mm	Box End Wrench Metric	
9-45931	19mm	Laser Socket 6 Pt. Std Metric	1/2"	9-42954	10 x 11mm	Box End Wrench Metric	
9-50736	20mm	Laser Socket 6 Pt. Std Metric	1/2"	9-42956	12 x 14mm	Box End Wrench Metric	
9-50737	21mm	Laser Socket 6 Pt. Std Metric	1/2"	9-42957	13 x 15mm	Box End Wrench Metric	
9-50738	22mm	Laser Socket 6 Pt. Std Metric	1/2"	9-42961	16 x 18mm	Box End Wrench Metric	
9-50749	1-1/2"	Laser Socket 12 Pt. Std Inch	1/2"	9-42958	17 x 19mm	Box End Wrench Metric	
9-50751	29mm	Laser Socket 12 Pt. Std Metric	1/2"	9-42965	20 x 22mm	Box End Wrench Metric	
9-50752	36mm	Laser Socket 12 Pt. Std Metric	1/2"	9-42966	21 x 23mm	Box End Wrench Metric	
9-50753	1/2"	Laser Socket 6 Pt. Deep Inch	1/2"	9-42959	22 x 24mm	Box End Wrench Metric	
9-45932	9/16"	Laser Socket 6 Pt. Deep Inch	1/2"	9-42590	5/16" x 3/8"	Box End Ratcheting Wrench Inch	
9-45933	5/8"	Laser Socket 6 Pt. Deep Inch	1/2"	9-42591	7/16" x 1/2"	Box End Ratcheting Wrench Inch	
9-45934	11/16"	Laser Socket 6 Pt. Deep Inch	1/2"	9-42592	9/16" x 5/8"	Box End Ratcheting Wrench Inch	
9-45935	3/4"	Laser Socket 6 Pt. Deep Inch	1/2"	9-42593	11/16" x 3/4"	Box End Ratcheting Wrench Inch	
9-45936	13/16"	Laser Socket 6 Pt. Deep Inch	1/2"	9-42594	8 x 10mm	Box End Ratcheting Wrench Metric	
9-45937	7/8"	Laser Socket 6 Pt. Deep Inch	1/2"	9-42595	12 x 13mm	Box End Ratcheting Wrench Metric	
9-50754	15/16"	Laser Socket 6 Pt. Deep Inch	1/2"	9-42596	15 x 17mm	Box End Ratcheting Wrench Metric	
9-50755	1"	Laser Socket 6 Pt. Deep Inch	1/2"	9-42597	18 x 19mm	Box End Ratcheting Wrench Metric	
9-50756	1-1/16"	Laser Socket 6 Pt. Deep Inch	1/2"	9-42990	7/16" x 1/2"	Extreme Grip Wrench Inch	
9-50757	1-1/8"	Laser Socket 6 Pt. Deep Inch	1/2"	9-42996	9/16" x 5/8"	Extreme Grip Wrench Inch	
9-44628	12mm	Laser Socket 6 Pt. Deep Metric	1/2"	9-42992	11/16" x 3/4"	Extreme Grip Wrench Inch	
9-44629	13mm	Laser Socket 6 Pt. Deep Metric	1/2"	9-42997	12 x 13mm	Extreme Grip Wrench Metric	
9-44630	14mm	Laser Socket 6 Pt. Deep Metric	1/2"	9-42994	14 x 15mm	Extreme Grip Wrench Metric	
9-44631	15mm	Laser Socket 6 Pt. Deep Metric	1/2"	9-42995	17 x 19mm	Extreme Grip Wrench Metric	
9-44632	16mm	Laser Socket 6 Pt. Deep Metric	1/2"	9-44475	3/8" x 7/16"	Tappet Wrench Inch	
9-44633	17mm	Laser Socket 6 Pt. Deep Metric	1/2"	9-44471	7/16" x 17/32"	Tappet Wrench Inch	
9-44634	18mm	Laser Socket 6 Pt. Deep Metric	1/2"	9-44472	1/2" x 9/16"	Tappet Wrench Inch	
9-44635	19mm	Laser Socket 6 Pt. Deep Metric	1/2"	9-44473	5/8" x 11/16"	Tappet Wrench Inch	
9-44637	21mm	Laser Socket 6 Pt. Deep Metric	1/2"	9-44474	3/4" x 7/8"	Tappet Wrench Inch	
9-34582	7/16"	Laser Socket 12 Pt. Deep Inch	1/2"	9-46277	10 Pc.	T-Handle Hex Key Set Inch	
9-50767	1-1/16"	Laser Socket 12 Pt. Deep Inch	1/2"	9-46278	8 Pc.	T-Handle Hex Key Set Metric	
9-50768	1-1/8"	Laser Socket 12 Pt. Deep Inch	1/2"	9-41542	#0 x 1-1/2"	Phillips Screwdriver Mini	
9-34584	10mm	Laser Socket 12 Pt. Deep Metric	1/2"	9-41296	#2 x 8"	Phillips Screwdriver	
9-34585	11mm	Laser Socket 12 Pt. Deep Metric	1/2"	9-41582	3/16" x 9"	Slotted Screwdriver	
9-34586	12mm	Laser Socket 12 Pt. Deep Metric	1/2"	9-41583	1/4" x 4"	Slotted Screwdriver	
9-50775	27mm	Laser Socket 12 Pt. Deep Metric	1/2"	9-41585	1/4" x 12"	Slotted Screwdriver	
9-44511	9/16"	Drag Link Socket Inch	1/2"	9-41586	5/16" x 1-3/4"	Slotted Screwdriver	
9-44512	3/4"	Drag Link Socket Inch	1/2"	9-41579	5/16" x 6"	Slotted Screwdriver	
9-44513	15/16"	Drag Link Socket Inch	1/2"	9-41588	3/8" x 12"	Slotted Screwdriver	
9-44514	1-3/16"	Drag Link Socket Inch	1/2"	9-41473	T-10	Torx Screwdriver	
9-44816	1/2"	QR Flex Ratchet	1/2"	9-41474	T-15	Torx Screwdriver	
9-44134	20"	Extension Bar	1/2"	9-41475	T-20	Torx Screwdriver	
9-4425		Universal Joint	1/2"	9-41476	T-25	Torx Screwdriver	
9-44201	15"	Flex T-Handle	1/2"	9-41479	T-27	Torx Screwdriver	
9-44202	18"	Flex T-Handle	1/2"	9-41477	T-30	Torx Screwdriver	
9-44161	18"	Speeder Bar	1/2"	9-45379	8"	Slip Joint Pliers	
9-44152	9"	Slide Bar	1/2"	9-45381	9-1/2"	Arc Joint Pliers	
9-34037	5/8"	Laser Marked Spark Plug Socket	1/2"	9-45084	7"	Bent Wide Jaw Pliers	
9-34038	13/16"	Laser Marked Spark Plug Socket	1/2"	9-45087	8"	Duckbill Pliers	
9-43919	1/4" x 5/16"	Box End Wrench Inch		9-45085	8"	Long Reach Pliers	
				9-38465	16oz.	Ball Pein Hammer	

9-33204 Module #4 204 Pc. Advanced Access Professional Tool Set

Part #	Size	Description	Drive	Part #	Size	Description	Drive
9-43240	3/16"	Socket 6 Pt. Flex Std Inch	1/4"	9-43263	1/2"	Socket 6 Pt. Flex Std Inch	3/8"
9-43241	1/4"	Socket 6 Pt. Flex Std Inch	1/4"	9-43264	9/16"	Socket 6 Pt. Flex Std Inch	3/8"
9-43242	5/16"	Socket 6 Pt. Flex Std Inch	1/4"	9-43265	5/8"	Socket 6 Pt. Flex Std Inch	3/8"
9-43243	11/32"	Socket 6 Pt. Flex Std Inch	1/4"	9-43266	11/16"	Socket 6 Pt. Flex Std Inch	3/8"
9-43244	3/8"	Socket 6 Pt. Flex Std Inch	1/4"	9-43267	3/4"	Socket 6 Pt. Flex Std Inch	3/8"
9-43245	7/16"	Socket 6 Pt. Flex Std Inch	1/4"	9-43201	10mm	Socket 6 Pt. Flex Std Metric	3/8"
9-43246	1/2"	Socket 6 Pt. Flex Std Inch	1/4"	9-43202	11mm	Socket 6 Pt. Flex Std Metric	3/8"
9-43247	9/16"	Socket 6 Pt. Flex Std Inch	1/4"	9-43203	12mm	Socket 6 Pt. Flex Std Metric	3/8"
9-43191	5mm	Socket 6 Pt. Flex Std Metric	1/4"	9-43204	13mm	Socket 6 Pt. Flex Std Metric	3/8"
9-43192	6mm	Socket 6 Pt. Flex Std Metric	1/4"	9-43205	14mm	Socket 6 Pt. Flex Std Metric	3/8"
9-43193	7mm	Socket 6 Pt. Flex Std Metric	1/4"	9-43206	15mm	Socket 6 Pt. Flex Std Metric	3/8"
9-43194	8mm	Socket 6 Pt. Flex Std Metric	1/4"	9-43207	16mm	Socket 6 Pt. Flex Std Metric	3/8"
9-43195	9mm	Socket 6 Pt. Flex Std Metric	1/4"	9-43208	17mm	Socket 6 Pt. Flex Std Metric	3/8"
9-43196	10mm	Socket 6 Pt. Flex Std Metric	1/4"	9-43209	18mm	Socket 6 Pt. Flex Std Metric	3/8"
9-43197	11mm	Socket 6 Pt. Flex Std Metric	1/4"	9-43211	19mm	Socket 6 Pt. Flex Std Metric	3/8"
9-43198	12mm	Socket 6 Pt. Flex Std Metric	1/4"	9-44813	3/8"	Full Polish Ratchet	3/8"
9-43199	13mm	Socket 6 Pt. Flex Std Metric	1/4"	9-44833	3/8"	X-Long Full Polish Ratchet	3/8"
9-43200	14mm	Socket 6 Pt. Flex Std Metric	1/4"	9-43322	5/8"	Flex Spark Plug Socket	3/8"
9-44812	1/4"	Full Polish Ratchet	1/4"	9-43323	13/16"	Flex Spark Plug Socket	3/8"
9-43351	4-1/2"	Extension Socket	1/4"	9-43611	3/8"	Crowfoot Wrench Inch	3/8"
9-4355		Flex Spinner	1/4"	9-43621	7/16"	Crowfoot Wrench Inch	3/8"
9-4354	4-1/2"	Slide Bar	1/4"	9-43622	1/2"	Crowfoot Wrench Inch	3/8"
9-43261	3/8"	Socket 6 Pt. Flex Std Inch	3/8"	9-43623	9/16"	Crowfoot Wrench Inch	3/8"
9-43262	7/16"	Socket 6 Pt. Flex Std Inch	3/8"	9-43624	5/8"	Crowfoot Wrench Inch	3/8"

Set Contents

Module #4 204 Pc. Advanced Access Professional Tool Set – continued

Part #	Size	Description	Drive	Part #	Size	Description	Drive
9-43625	11/16"	Crowfoot Wrench Inch	3/8"	9-46325	7/32"	T-Handle Ball End Hex Key Inch	
9-43626	3/4"	Crowfoot Wrench Inch	3/8"	9-46326	1/4"	T-Handle Ball End Hex Key Inch	
9-43627	13/16"	Crowfoot Wrench Inch	3/8"	9-46421	3mm	T-Handle Ball End Hex Key Metric	
9-43628	7/8"	Crowfoot Wrench Inch	3/8"	9-46422	4mm	T-Handle Ball End Hex Key Metric	
9-43588	15/16"	Crowfoot Wrench Inch	3/8"	9-46423	5mm	T-Handle Ball End Hex Key Metric	
9-43629	1"	Crowfoot Wrench Inch	3/8"	9-46424	6mm	T-Handle Ball End Hex Key Metric	
9-43631	10mm	Crowfoot Wrench Metric	3/8"	9-46425	8mm	T-Handle Ball End Hex Key Metric	
9-43632	11mm	Crowfoot Wrench Metric	3/8"	9-46426	10mm	T-Handle Ball End Hex Key Metric	
9-43633	12mm	Crowfoot Wrench Metric	3/8"	9-46754	13 Pc.	Ball End Hex Key Set Inch	
9-43634	13mm	Crowfoot Wrench Metric	3/8"	9-46755	13 Pc.	Ball End Hex Key Set MET	
9-43635	14mm	Crowfoot Wrench Metric	3/8"	9-41025		Phillips Screw Starter	
9-43636	15mm	Crowfoot Wrench Metric	3/8"	9-41362	#1 x 4"	Phillips Screwholding	
9-43637	16mm	Crowfoot Wrench Metric	3/8"	9-41363	#2 x 5"	Phillips Screwholding	
9-43638	17mm	Crowfoot Wrench Metric	3/8"	9-47477	7 Pc.	Reversible Ratcheting Screwdriver Bit Wrench Set	
9-43639	18mm	Crowfoot Wrench Metric	3/8"	9-45431	7"	Adjustable Pliers - Knipex	
9-43641	19mm	Crowfoot Wrench Metric	3/8"	9-45430	10"	Adjustable Pliers - Knipex	
9-44814	1/2"	Full Polish Ratchet	1/2"	9-45711	7"	Pro Straight Jaw Locking Pliers	
9-44151	15"	Slide Bar	1/2"	9-45715	10"	Pro Straight Jaw Locking Pliers	
9-4376	9/16" x 5/8"	Obstruction Wrench		9-31284	6"	Round Bastard File	
9-42319	10 Pc.	Combination Ignition Wrench Set Inch		9-31277	8"	Half Round Bastard File	
9-42339	10 Pc.	Combination Ignition Wrench Set Metric		9-31251	10"	Half Round Bastard File	
9-4306	8 Pc.	Open End Ignition Wrench Set Inch		9-31205	5"	Ignition File	
9-4308	8 Pc.	Open End Ignition Wrench Set Metric		9-31264	10"	Mill File	
9-4379	4 Pc.	Box End Ignition Wrench Set Inch		9-31253	4"	Extra Slim Taper File	
9-4377	4 Pc.	Box End Ignition Wrench Set Metric		9-4319		Cotter Key Extractor	
9-44601	4"	Adjustable Wrench		9-41028		Scratch Awl	
9-42892	16"	Rolling Wedge Bar		9-43303	3 Pc.	Socket Caps	
9-43373		Magnetic Handle		9-45661	5"	Mini Needle Nose Pliers	
9-	10 Pc.	Screwdriver Bit Set		9-45664	4-1/2"	Mini Long Needle Nose Pliers	
9-	12 Pc.	Nut Driver Bit Set Inch/Metric		9-45665	4-1/2"	Mini Bent Needle Nose Pliers	
9-46322	1/8"	T-Handle Ball End Hex Key Inch		9-45663	4"	Mini Diagonal Cutting Pliers	
9-46323	5/32"	T-Handle Ball End Hex Key Inch		9-45660	4"	Mini Wide Jaw Diagonal Cutting Pliers	
9-46324	3/16"	T-Handle Ball End Hex Key Inch		9-45667	4-1/2"	Mini End Nipper Pliers	

9-35106 Module #5 106 Pc. Advanced Professional Tool Set

Part #	Size	Description	Drive	Part #	Size	Description	Drive
9-44994	1/4"	Thin-Profile Ratchet	1/4"	9-46494	9/16"	Cross-Force Combination Wrench Inch	
9-44346	3"	QR Extension Bar	1/4"	9-46495	5/8"	Cross-Force Combination Wrench Inch	
9-44347	6"	QR Extension Bar	1/4"	9-46496	11/16"	Cross-Force Combination Wrench Inch	
9-44348	10"	QR Extension Bar	1/4"	9-46497	3/4"	Cross-Force Combination Wrench Inch	
9-44995	3/8"	Thin-Profile Ratchet	3/8"	9-46530	8mm	Cross-Force Combination Wrench Metric	
9-44356	3"	QR Extension Bar	3/8"	9-46531	10mm	Cross-Force Combination Wrench Metric	
9-44357	6"	QR Extension Bar	3/8"	9-46532	12mm	Cross-Force Combination Wrench Metric	
9-44358	10"	QR Extension Bar	3/8"	9-46533	13mm	Cross-Force Combination Wrench Metric	
9-44996	1/2"	Thin-Profile Ratchet	1/2"	9-46534	14mm	Cross-Force Combination Wrench Metric	
9-45973	1/4"	Full Polish Combination Wrench Inch		9-46535	15mm	Cross-Force Combination Wrench Metric	
9-45974	5/16"	Full Polish Combination Wrench Inch		9-46536	17mm	Cross-Force Combination Wrench Metric	
9-45975	3/8"	Full Polish Combination Wrench Inch		9-46537	18mm	Cross-Force Combination Wrench Metric	
9-45976	7/16"	Full Polish Combination Wrench Inch		9-44713	6"	Pro Beak Jaw Adjustable Wrench	
9-45977	1/2"	Full Polish Combination Wrench Inch		9-44714	8"	Pro Beak Jaw Adjustable Wrench	
9-45978	9/16"	Full Polish Combination Wrench Inch		9-44715	10"	Pro Beak Jaw Adjustable Wrench	
9-45979	5/8"	Full Polish Combination Wrench Inch		9-46385	3/32"	T-Through Handle Hex Key Inch	
9-45980	11/16"	Full Polish Combination Wrench Inch		9-46386	7/64"	T-Through Handle Hex Key Inch	
9-45981	3/4"	Full Polish Combination Wrench Inch		9-46388	1/8"	T-Through Handle Hex Key Inch	
9-45982	13/16"	Full Polish Combination Wrench Inch		9-46389	5/32"	T-Through Handle Hex Key Inch	
9-45983	7/8"	Full Polish Combination Wrench Inch		9-46391	3/16"	T-Through Handle Hex Key Inch	
9-45984	15/16"	Full Polish Combination Wrench Inch		9-46392	7/32"	T-Through Handle Hex Key Inch	
9-45985	1"	Full Polish Combination Wrench Inch		9-46393	1/4"	T-Through Handle Hex Key Inch	
9-45950	1-1/16"	Full Polish Combination Wrench Inch		9-46394	2.5mm	T-Through Handle Hex Key Metric	
9-45951	1-1/8"	Full Polish Combination Wrench Inch		9-46395	3mm	T-Through Handle Hex Key Metric	
9-45952	1-1/4"	Full Polish Combination Wrench Inch		9-46396	4mm	T-Through Handle Hex Key Metric	
9-45953	1-5/16"	Full Polish Combination Wrench Inch		9-46397	5mm	T-Through Handle Hex Key Metric	
9-45954	1-1/2"	Full Polish Combination Wrench Inch		9-46398	6mm	T-Through Handle Hex Key Metric	
9-45986	7mm	Full Polish Combination Wrench Metric		9-46401	8mm	T-Through Handle Hex Key Metric	
9-45987	8mm	Full Polish Combination Wrench Metric		9-46402	10mm	T-Through Handle Hex Key Metric	
9-45988	9mm	Full Polish Combination Wrench Metric		9-47183	#0 x 3"	Pro Screwdriver Phillips	
9-45989	10mm	Full Polish Combination Wrench Metric		9-47184	#1 x 4"	Pro Screwdriver Phillips	
9-45990	11mm	Full Polish Combination Wrench Metric		9-47185	#2 x 2-1/4"	Pro Screwdriver Phillips	
9-45991	12mm	Full Polish Combination Wrench Metric		9-47186	#2 x 4"	Pro Screwdriver Phillips	
9-45992	13mm	Full Polish Combination Wrench Metric		9-47187	#3 x 6"	Pro Screwdriver Phillips	
9-45993	14mm	Full Polish Combination Wrench Metric		9-47188	#4 x 8"	Pro Screwdriver Phillips	
9-45994	15mm	Full Polish Combination Wrench Metric		9-47189	1/8" x 3"	Pro Screwdriver Slotted	
9-45995	16mm	Full Polish Combination Wrench Metric		9-47204	3/16" x 4"	Pro Screwdriver Slotted	
9-45996	17mm	Full Polish Combination Wrench Metric		9-47191	3/16" x 6"	Pro Screwdriver Slotted	
9-45997	18mm	Full Polish Combination Wrench Metric		9-47193	1/4" x 2-1/4"	Pro Screwdriver Slotted	
9-45998	19mm	Full Polish Combination Wrench Metric		9-47194	1/4" x 4"	Pro Screwdriver Slotted	
9-45955	21mm	Full Polish Combination Wrench Metric		9-47195	1/4" x 6"	Pro Screwdriver Slotted	
9-45956	22mm	Full Polish Combination Wrench Metric		9-47196	1/4" x 8"	Pro Screwdriver Slotted	
9-45957	23mm	Full Polish Combination Wrench Metric		9-47197	5/16" x 6"	Pro Screwdriver Slotted	
9-45958	24mm	Full Polish Combination Wrench Metric		9-47198	5/16" x 8"	Pro Screwdriver Slotted	
9-45959	25mm	Full Polish Combination Wrench Metric		9-47199	3/8" x 8"	Pro Screwdriver Slotted	
9-45960	30mm	Full Polish Combination Wrench Metric		9-47180	T-10	Pro Screwdriver Torx	
9-46490	5/16"	Cross-Force Combination Wrench Inch		9-47181	T-15	Pro Screwdriver Torx	
9-46491	3/8"	Cross-Force Combination Wrench Inch		9-47182	T-20	Pro Screwdriver Torx	
9-46492	7/16"	Cross-Force Combination Wrench Inch		9-47212	T-25	Pro Screwdriver Torx	
9-46493	1/2"	Cross-Force Combination Wrench Inch		9-47213	T-27	Pro Screwdriver Torx	

Module #5 106 Pc. Advanced Professional Tool Set – continued

Part #	Size	Description	Drive	Part #	Size	Description	Drive
9-47214	T-30	Pro Screwdriver Torx		9-43269	17"	Professional Pry Bar	
9-43305	10"	Professional Pry Bar		9-43270	25"	Professional Pry Bar	
9-43268	12"	Professional Pry Bar		9-43307	31"	Professional Pry Bar	

9-35086 Module #6 89 Pc. Specialized Access Professional Tool Set

Part #	Size	Description	Drive	Part #	Size	Description	Drive
9-43397	1/4"	Thumbwheel Ratchet	1/4"	9-42092	1/2" x 9/16"	Full Polish Flare Nut Wrench Inch	
9-43177	1 1/2"	Wobble Extension Bar	1/4"	9-42093	5/8" x 11/16"	Full Polish Flare Nut Wrench Inch	
9-44834	3/8"	Stubby Full Polish Flex Ratchet	3/8"	9-42094	3/4" x 7/8"	Full Polish Flare Nut Wrench Inch	
9-44836	3/8"	Ergo Full Polish Flex Ratchet	3/8"	9-42013	5 Pc.	Full Polish Flare Nut Wrench Set Metric	
9-44593	25-250 in.-lbs.	Microtorq Torque Wrench	3/8"	9-42095	9 x 11mm	Full Polish Flare Nut Wrench Metric	
9-43398	3/8"	Thumbwheel Ratchet	3/8"	9-42096	10 x 12mm	Full Polish Flare Nut Wrench Metric	
9-44282	1-1/2"	Wobble Extension Bar	3/8"	9-42097	13 x 14mm	Full Polish Flare Nut Wrench Metric	
9-44283	3"	Wobble Extension Bar	3/8"	9-42098	15 x 17mm	Full Polish Flare Nut Wrench Metric	
9-44286	6"	Wobble Extension Bar	3/8"	9-42099	16 x 18mm	Full Polish Flare Nut Wrench Metric	
9-44595	1/2"	Microtorq Torque Wrench	1/2"	9-44316	3/8" x 7/16"	Full Polish Deep Offset Wrench Inch	
9-43178	2"	Wobble Extension Bar	1/2"	9-44317	1/2" x 9/16"	Full Polish Deep Offset Wrench Inch	
9-44089	5/16"	Stubby Full Polish Combination Wrench Inch		9-44318	5/8" x 11/16"	Full Polish Deep Offset Wrench Inch	
9-44103	3/8"	Stubby Full Polish Combination Wrench Inch		9-44319	3/4" x 7/8"	Full Polish Deep Offset Wrench Inch	
9-44104	7/16"	Stubby Full Polish Combination Wrench Inch		9-44320	13/16" x 15/16"	Full Polish Deep Offset Wrench Inch	
9-44105	1/2"	Stubby Full Polish Combination Wrench Inch		9-44360	10 x 11mm	Full Polish Deep Offset Wrench Metric	
9-44106	9/16"	Stubby Full Polish Combination Wrench Inch		9-44361	12 x 14mm	Full Polish Deep Offset Wrench Metric	
9-44107	5/8"	Stubby Full Polish Combination Wrench Inch		9-44362	13 x 15mm	Full Polish Deep Offset Wrench Metric	
9-44108	11/16"	Stubby Full Polish Combination Wrench Inch		9-44364	16 x 18mm	Full Polish Deep Offset Wrench Metric	
9-44109	3/4"	Stubby Full Polish Combination Wrench Inch		9-44366	17 x 19mm	Full Polish Deep Offset Wrench Metric	
9-44099	13/16"	Stubby Full Polish Combination Wrench Inch		9-44367	20 x 22mm	Full Polish Deep Offset Wrench Metric	
9-44100	7/8"	Stubby Full Polish Combination Wrench Inch		9-44368	21 x 23mm	Full Polish Deep Offset Wrench Metric	
9-44102	15/16"	Stubby Full Polish Combination Wrench Inch		9-45760	6-3/4"	Professional Slip Joint Pliers	
9-44110	1"	Stubby Full Polish Combination Wrench Inch		9-45763	8"	Professional Long Nose Pliers	
9-44112	9mm	Stubby Full Polish Combination Wrench Metric		9-45767	8"	Professional Wide Jaw Diagonal Cutting Pliers	
9-44113	10mm	Stubby Full Polish Combination Wrench Metric		9-45761	9-1/2"	Professional Arc Joint Pliers	
9-44114	12mm	Stubby Full Polish Combination Wrench Metric		9-45762	6"	Professional Diagonal Cutting Pliers	
9-44115	13mm	Stubby Full Polish Combination Wrench Metric		9-45716	6"	Pro Long Nose Locking Pliers	
9-44116	14mm	Stubby Full Polish Combination Wrench Metric		9-45717	5"	Pro Curved Jaw Locking Pliers	
9-44117	15mm	Stubby Full Polish Combination Wrench Metric		9-45710	7"	Pro Curved Jaw Locking Pliers	
9-44140	16mm	Stubby Full Polish Combination Wrench Metric		9-45714	10"	Pro Curved Jaw Locking Pliers	
9-44118	17mm	Stubby Full Polish Combination Wrench Metric		9-73576		Dual Romex Cable Up-Front Stripper/Cutter Pliers	
9-44119	18mm	Stubby Full Polish Combination Wrench Metric		9-73579	3 Pc.	Up-Front Mini Wire Cutter, Stripper, Crimper	
9-44120	19mm	Stubby Full Polish Combination Wrench Metric		9-73653		Pro Wire Stripper Pliers	
9-44122	20mm	Stubby Full Polish Combination Wrench Metric		9-44166	6"	Professional Adjustable Wrench	
9-44124	21mm	Stubby Full Polish Combination Wrench Metric		9-44167	8"	Professional Adjustable Wrench	
9-44130	22mm	Stubby Full Polish Combination Wrench Metric		9-44168	10"	Professional Adjustable Wrench	
9-42012	5 Pc.	Full Polish Flare Nut Wrench Set Inch		9-44169	12"	Professional Adjustable Wrench	
9-42090	1/4" x 5/16"	Full Polish Flare Nut Wrench Inch		9-52154	3 Pc.	Screw Out - Damaged screw remover	
9-42091	3/8" x 7/16"	Full Polish Flare Nut Wrench Inch		9-52166	10 Pc.	Low Profile Bolt Out - Regular	

9-35183 Module #7 83 Pc. Full Polish Ratcheting Tool Set

Part #	Size	Description	Drive	Part #	Size	Description	Drive
9-42560	5/16"	Full Polish Ratcheting Wrench Inch		9-42470	5/16"	Locking Flex Ratcheting Wrench Inch	
9-42561	3/8"	Full Polish Ratcheting Wrench Inch		9-42471	3/8"	Locking Flex Ratcheting Wrench Inch	
9-42562	7/16"	Full Polish Ratcheting Wrench Inch		9-42472	7/16"	Locking Flex Ratcheting Wrench Inch	
9-42563	1/2"	Full Polish Ratcheting Wrench Inch		9-42473	1/2"	Locking Flex Ratcheting Wrench Inch	
9-42564	9/16"	Full Polish Ratcheting Wrench Inch		9-42474	9/16"	Locking Flex Ratcheting Wrench Inch	
9-42565	5/8"	Full Polish Ratcheting Wrench Inch		9-42475	5/8"	Locking Flex Ratcheting Wrench Inch	
9-42566	11/16"	Full Polish Ratcheting Wrench Inch		9-42476	3/4"	Locking Flex Ratcheting Wrench Inch	
9-42567	3/4"	Full Polish Ratcheting Wrench Inch		9-42477	8mm	Locking Flex Ratcheting Wrench Metric	
9-42568	8mm	Full Polish Ratcheting Wrench Metric		9-42478	10mm	Locking Flex Ratcheting Wrench Metric	
9-42569	10mm	Full Polish Ratcheting Wrench Metric		9-42479	12mm	Locking Flex Ratcheting Wrench Metric	
9-42570	12mm	Full Polish Ratcheting Wrench Metric		9-42480	13mm	Locking Flex Ratcheting Wrench Metric	
9-42571	13mm	Full Polish Ratcheting Wrench Metric		9-42481	15mm	Locking Flex Ratcheting Wrench Metric	
9-42572	14mm	Full Polish Ratcheting Wrench Metric		9-42482	17mm	Locking Flex Ratcheting Wrench Metric	
9-42573	15mm	Full Polish Ratcheting Wrench Metric		9-42483	19mm	Locking Flex Ratcheting Wrench Metric	
9-42575	17mm	Full Polish Ratcheting Wrench Metric		9-42484	5/16"	Stubby Locking Flex Ratcheting Wrench Inch	
9-42576	18mm	Full Polish Ratcheting Wrench Metric		9-42485	3/8"	Stubby Locking Flex Ratcheting Wrench Inch	
9-42412	5/16"	Reversible Ratcheting Wrench Inch		9-42486	7/16"	Stubby Locking Flex Ratcheting Wrench Inch	
9-42413	3/8"	Reversible Ratcheting Wrench Inch		9-42487	1/2"	Stubby Locking Flex Ratcheting Wrench Inch	
9-42414	7/16"	Reversible Ratcheting Wrench Inch		9-42488	9/16"	Stubby Locking Flex Ratcheting Wrench Inch	
9-42415	1/2"	Reversible Ratcheting Wrench Inch		9-42489	5/8"	Stubby Locking Flex Ratcheting Wrench Inch	
9-42416	9/16"	Reversible Ratcheting Wrench Inch		9-42490	3/4"	Stubby Locking Flex Ratcheting Wrench Inch	
9-42417	5/8"	Reversible Ratcheting Wrench Inch		9-42491	8mm	Stubby Locking Flex Ratcheting Wrench Metric	
9-42418	11/16"	Reversible Ratcheting Wrench Inch		9-42492	10mm	Stubby Locking Flex Ratcheting Wrench Metric	
9-42419	3/4"	Reversible Ratcheting Wrench Inch		9-42493	12mm	Stubby Locking Flex Ratcheting Wrench Metric	
9-42420	8mm	Reversible Ratcheting Wrench MET		9-42494	13mm	Stubby Locking Flex Ratcheting Wrench Metric	
9-42431	9mm	Reversible Ratcheting Wrench MET		9-42495	15mm	Stubby Locking Flex Ratcheting Wrench Metric	
9-42421	10mm	Reversible Ratcheting Wrench MET		9-42496	17mm	Stubby Locking Flex Ratcheting Wrench Metric	
9-42422	11mm	Reversible Ratcheting Wrench MET		9-42497	19mm	Stubby Locking Flex Ratcheting Wrench Metric	
9-42423	12mm	Reversible Ratcheting Wrench MET		9-42060	5/16"	Socket Wrench Inch	
9-42424	13mm	Reversible Ratcheting Wrench MET		9-42061	3/8"	Socket Wrench Inch	
9-42425	14mm	Reversible Ratcheting Wrench MET		9-42062	7/16"	Socket Wrench Inch	
9-42426	15mm	Reversible Ratcheting Wrench MET		9-42063	1/2"	Socket Wrench Inch	
9-42427	16mm	Reversible Ratcheting Wrench MET		9-42064	9/16"	Socket Wrench Inch	
9-42428	17mm	Reversible Ratcheting Wrench MET		9-42065	5/8"	Socket Wrench Inch	
9-42429	18mm	Reversible Ratcheting Wrench MET		9-42066	11/16"	Socket Wrench Inch	
9-42430	19mm	Reversible Ratcheting Wrench MET		9-42067	3/4"	Socket Wrench Inch	

Set Contents

Module #7 83 Pc. Full Polish Ratcheting Tool Set – continued

Part #	Size	Description	Drive	Part #	Size	Description	Drive
9-42070	8mm	Socket Wrench Metric		9-42075	15mm	Socket Wrench Metric	
9-42071	10mm	Socket Wrench Metric		9-42076	17mm	Socket Wrench Metric	
9-42072	12mm	Socket Wrench Metric		9-42077	18mm	Socket Wrench Metric	
9-42073	13mm	Socket Wrench Metric		9-44500		Cap Wrench	
9-42074	14mm	Socket Wrench Metric		9-44400		80th Cap Wrench	
				9-44527		Full Polish Cap Wrench	

9-35079 Module #8 77 Pc. Heavy-Duty Mechanic's Tool Set

Part #	Size	Description	Drive	Part #	Size	Description	Drive
9-4271	3/4"	Adapter	1/2"	9-47943	42mm	Laser + Stamp Socket 12 Pt. Std Metric	3/4"
9-50780	7/8"	Laser + Stamp Socket 12 Pt. Std Inch	3/4"	9-44804		QR Ratchet	3/4"
9-50781	15/16"	Laser + Stamp Socket 12 Pt. Std Inch	3/4"	9-4431	18"	Flex T-Handle	3/4"
9-50782	1"	Laser + Stamp Socket 12 Pt. Std Inch	3/4"	9-4440	5"	Extension Bar	3/4"
9-50783	1-1/16"	Laser + Stamp Socket 12 Pt. Std Inch	3/4"	9-4441	8"	Extension Bar	3/4"
9-50784	1-1/8"	Laser + Stamp Socket 12 Pt. Std Inch	3/4"	9-4442	16"	Extension Bar	3/4"
9-50785	1-3/16"	Laser + Stamp Socket 12 Pt. Std Inch	3/4"	9-4443	18"	Slide Bar Handle	3/4"
9-50786	1-1/4"	Laser + Stamp Socket 12 Pt. Std Inch	3/4"	9-44706	1-1/16"	Combination Wrench Inch	
9-50787	1-5/16"	Laser + Stamp Socket 12 Pt. Std Inch	3/4"	9-44708	1-1/4"	Combination Wrench Inch	
9-50788	1-3/8"	Laser + Stamp Socket 12 Pt. Std Inch	3/4"	9-44709	1-5/16"	Combination Wrench Inch	
9-50789	1-7/16"	Laser + Stamp Socket 12 Pt. Std Inch	3/4"	9-42939	23mm	Combination Wrench Metric	
9-50790	1-1/2"	Laser + Stamp Socket 12 Pt. Std Inch	3/4"	9-42923	24mm	Combination Wrench Metric	
9-50791	1-5/8"	Laser + Stamp Socket 12 Pt. Std Inch	3/4"	9-42931	25mm	Combination Wrench Metric	
9-50792	1-11/16"	Laser + Stamp Socket 12 Pt. Std Inch	3/4"	9-42932	26mm	Combination Wrench Metric	
9-50793	1-3/4"	Laser + Stamp Socket 12 Pt. Std Inch	3/4"	9-42933	27mm	Combination Wrench Metric	
9-50794	1-13/16"	Laser + Stamp Socket 12 Pt. Std Inch	3/4"	9-42934	28mm	Combination Wrench Metric	
9-50795	1-7/8"	Laser + Stamp Socket 12 Pt. Std Inch	3/4"	9-42935	30mm	Combination Wrench Metric	
9-50796	2"	Laser + Stamp Socket 12 Pt. Std Inch	3/4"	9-42936	32mm	Combination Wrench Metric	
9-50797	2-1/8"	Laser + Stamp Socket 12 Pt. Std Inch	3/4"	9-44586	1-1/16" x 1-1/8"	Open End Wrench Inch	
9-50798	2-3/16"	Laser + Stamp Socket 12 Pt. Std Inch	3/4"	9-44587	1-1/4" x 1-5/16"	Open End Wrench Inch	
9-50799	2-1/4"	Laser + Stamp Socket 12 Pt. Std Inch	3/4"	9-44588	1-3/8" x 1-7/16"	Open End Wrench Inch	
9-50800	2-3/8"	Laser + Stamp Socket 12 Pt. Std Inch	3/4"	9-44589	1-1/2" x 1-5/8"	Open End Wrench Inch	
9-47926	19mm	Laser + Stamp Socket 12 Pt. Std Metric	3/4"	9-44516	25 x 27mm	Open End Wrench Metric	
9-47927	20mm	Laser + Stamp Socket 12 Pt. Std Metric	3/4"	9-44518	28 x 30mm	Open End Wrench Metric	
9-47928	21mm	Laser + Stamp Socket 12 Pt. Std Metric	3/4"	9-44519	30 x 32mm	Open End Wrench Metric	
9-47929	22mm	Laser + Stamp Socket 12 Pt. Std Metric	3/4"	9-43934	1-1/16" x 1-1/4"	Box End Wrench Inch	
9-47930	23mm	Laser + Stamp Socket 12 Pt. Std Metric	3/4"	9-43935	1-1/8" x 1-5/16"	Box End Wrench Inch	
9-47931	24mm	Laser + Stamp Socket 12 Pt. Std Metric	3/4"	9-44962	24 x 26mm	Box End Wrench Metric	
9-47932	25mm	Laser + Stamp Socket 12 Pt. Std Metric	3/4"	9-44963	25 x 28mm	Box End Wrench Metric	
9-47933	26mm	Laser + Stamp Socket 12 Pt. Std Metric	3/4"	9-44965	27 x 30mm	Box End Wrench Metric	
9-47934	27mm	Laser + Stamp Socket 12 Pt. Std Metric	3/4"	9-44966	28 x 32mm	Box End Wrench Metric	
9-47935	28mm	Laser + Stamp Socket 12 Pt. Std Metric	3/4"	9-44605	12"	Adjustable Wrench	
9-47936	29mm	Laser + Stamp Socket 12 Pt. Std Metric	3/4"	9-46667	12mm	Short Hex Key Metric	
9-47937	30mm	Laser + Stamp Socket 12 Pt. Std Metric	3/4"	9-46666	17mm	Short Hex Key Metric	
9-47938	32mm	Laser + Stamp Socket 12 Pt. Std Metric	3/4"	9-45380	10"	Slip Joint Pliers	
9-47939	35mm	Laser + Stamp Socket 12 Pt. Std Metric	3/4"	9-45386	13"	Arc Joint Pliers	
9-47940	36mm	Laser + Stamp Socket 12 Pt. Std Metric	3/4"	9-38467	32oz.	Ball Pein Hammer	
9-47941	38mm	Laser + Stamp Socket 12 Pt. Std Metric	3/4"	9-38261	48oz.	Double Faced Engineer Hammer	
9-47942	41mm	Laser + Stamp Socket 12 Pt. Std Metric	3/4"				

Craftsman® Product Warranty Reference Table

Product Section	Warranty
Tool Storage	
Professional Boxes	Limited Lifetime Warranty, Repair or Replace
Ball Bearing Units	No Warranty
Long Distance Carts	No Warranty
Standard Boxes	No Warranty
Machinist Boxes	No Warranty
Project Centers	No Warranty
Hand Boxes / Totes	No Warranty
Carts & Workbenches	No Warranty
Shop Storage	No Warranty
Bags, Belts, Aprons	No Warranty
Organizers	No Warranty
Truck Boxes	Limited Warranty; three years
Gang Boxes	No Warranty
To order tool storage service parts call: 1-800-225-2864	
Tool Sets	
Professional Sets	See individual Component Warranty. Warranties only apply to Craftsman.
Professional Modules	Branded products. Set packaging is not covered under Warranty.
Mechanics Tool Sets	
Trade Sets	
Special Purpose	
Sockets, Ratchets, & Wrenches	
Sets	See individual Component Warranty. Set packaging is not covered under Warranty.
Sockets	Craftsman Hand Tool Full Warranty
Ratchets	Craftsman Hand Tool Full Warranty
Drive Tools	Craftsman Hand Tool Full Warranty
Impacts	Craftsman Hand Tool Full Warranty
Wrenches, All Types	Craftsman Hand Tool Full Warranty
Hex Keys	Craftsman Hand Tool Full Warranty
Torque Wrenches*	
Beam	Craftsman Hand Tool Full Warranty
Dial	Limited Warranty; one year on defective material & workmanship, 90 day repair / recalibrate; Angle Repair and Calibration Service
Micrometer	Limited Warranty; one year on defective material & workmanship, 90 day repair / recalibrate; Angle Repair and Calibration Service
Hand Tools	
Pliers	Craftsman Hand Tool Full Warranty
Snips	Craftsman Hand Tool Full Warranty; cutting edge must be resharpened
Retaining Ring Pliers	Craftsman Hand Tool Full Warranty
Screwdrivers	Craftsman Hand Tool Full Warranty
Bolt Out	No Warranty
Nut Drivers	Craftsman Hand Tool Full Warranty
Punches & Chisels	Craftsman Hand Tool Full Warranty
Hammers	Craftsman Hand Tool Full Warranty
Pry Bars	Craftsman Hand Tool Full Warranty
Putty Knives	Craftsman Hand Tool Full Warranty
Files	Craftsman Hand Tool Full Warranty
Brushes	Craftsman Hand Tool Full Warranty
Hand Saws	Craftsman Hand Tool Full Warranty
Knives	
Utility Knives	Craftsman Hand Tool Full Warranty
Utility Blades	No Warranty

***For Torque Wrench Repair: Angle Repair & Calibration Service; 304-253-5729
175 Angle Drive; Beckley West Virginia 25801**

Craftsman® Product Warranty Reference Table

Product Section	Warranty
Pocket Knives	Craftsman Hand Tool Full Warranty
Nailers & Staplers	
Manual Staplers	Craftsman Hand Tool Full Warranty
Hammer Tackers	Craftsman Hand Tool Full Warranty
Power Nailers & Staplers	Limited Warranty; one year repair / replace
Measuring Tools	
Aluminum Squares	Craftsman Hand Tool Full Warranty
Block Plane	Craftsman Hand Tool Full Warranty
Stud Finders	Limited Warranty; 90 day commercial repair / replace
Levels	Craftsman Hand Tool Full Warranty
Laser Levels	Limited Warranty; 90 day commercial repair / replace
Tape Measures	Limited Warranty; defective material and workmanship
Wood Rules	Craftsman Hand Tool Full Warranty
Tape Reels	Craftsman Hand Tool Full Warranty
Other Measuring Equipment	
Plumb Bob	Craftsman Hand Tool Full Warranty
Riveters	Limited Warranty; one year
Trade Tools	
Strippers and Crimpers	
Wire Strippers	Craftsman Hand Tool Full Warranty
Wire Crimpers	Limited Warranty; one year
Electrical Tools	
Multimeter, Clamp-on meter	Limited Warranty; 90 day commercial repair / replace
Multitester	Limited Warranty; 6 months commercial repair / replace
Wire Fishing Sticks	No Warranty
Pipe Tools	
Pipe Wrenches	Craftsman Hand Tool Full Warranty
Strap Wrenches	Craftsman Hand Tool Full Warranty
Basin Wrench	Craftsman Hand Tool Full Warranty
Tubing Cutters / Benders	Craftsman Hand Tool Full Warranty (No warranty on cutting wheel)
Taps and Dies	No Warranty
Automotive Tools	
Brake Tools	Craftsman Hand Tool Full Warranty
Hose Pliers	Craftsman Hand Tool Full Warranty
Lug Wrenches	Craftsman Hand Tool Full Warranty
Piston & Valve Tools	Craftsman Hand Tool Full Warranty
Ring Compressors	Craftsman Hand Tool Full Warranty
Auto Pullers	Craftsman Hand Tool Full Warranty
Steering Wheel Pullers	Craftsman Hand Tool Full Warranty
Gauges / Testers	
Thickness Gauge	Craftsman Hand Tool Full Warranty
Ignition & Spark Plug Wire Sets	Craftsman Hand Tool Full Warranty
Timing Lights and Analyzers	Limited Warranty; one year
Vacuum Gauge and Pump	Limited Warranty; one year
Body Tools	
Inspection Mirrors	Craftsman Hand Tool Full Warranty
Magnetic Pick Up Tools	Craftsman Hand Tool Full Warranty
Battery Chargers	Limited Warranty; 6 months
Creepers & Seats	
Creepers	Limited Warranty; one year on defective material & workmanship, repair / replace
Oil Filter Wrenches	Craftsman Hand Tool Full Warranty
Grease Gun	Limited Warranty; one year
Mechanics Seats	Limited Warranty; one year on defective material & workmanship, repair / replace
Jacks & Lifts	
Hydraulic Floor Jacks	Limited Warranty; 90 day commercial repair / replace

Craftsman® Product Warranty Reference Table

Product Section	Warranty
Cranes	Limited Warranty; 90 day commercial repair / replace
Jack Stands	Limited Warranty; 90 day commercial repair / replace
Hydraulic Presses	Limited Warranty; 30 day commercial repair / replace
To order hydraulic service parts call: 1-888-332-6419	
Precision Tools	
Calipers	Limited Warranty; one year
Micrometers	Limited Warranty; one year
Dial Indicators	Limited Warranty; one year
Machinists Square	Limited Warranty; one year
Power/Air Tools	
Items over \$200 List meeting Warranty criteria should be returned for repair using the Industrial Warranty Repair Order Form.	
Items under \$200 List meeting Warranty criteria should be returned for credit through a Danaher Customer Service Representative.	
Power Tools	
Cordless Tools	
Professional	Limited Warranty; one year
Craftsman	Limited Warranty; 90 day commercial repair / replace
Corded Tools	
Professional	Limited Warranty; one year
Craftsman	Limited Warranty; 90 day commercial repair / replace
Stationary & Bench	
Professional	Limited Warranty; 90 day commercial repair / replace
Craftsman	Limited Warranty; 90 day commercial repair / replace
Bits & Blades	No Warranty
Air Compressors	Limited Warranty; 90 day commercial repair / replace
Air Tool Accessories	
Accessories	No Warranty
Air Hoses	No Warranty
Hose Reels	Limited Warranty; one year
Air Tools	
Impact Wrenches	Limited Warranty; 90 day commercial repair / replace
Drills	Limited Warranty; 90 day commercial repair / replace
Ratchets	Limited Warranty; 90 day commercial repair / replace
Hammers, Saws, Shears	Limited Warranty; 90 day commercial repair / replace
Grinders, Sanders	Limited Warranty; 90 day commercial repair / replace
Nailers	Limited Warranty; 90 day commercial repair / replace
Nailer Accessories	Limited Warranty; one year
Spray Guns	Limited Warranty; one year
Maintenance	
Wet/Dry Vacs	Limited Warranty; 90 day commercial repair / replace
Vac Filters & Bags	No Warranty
Vac Accessories	Limited Warranty; 90 day commercial repair / replace
Clamps	Craftsman Hand Tool Full Warranty
Flashlights	No Warranty
Worklights / Lanterns	Limited Warranty; 90

CRAFTSMAN HAND TOOL FULL WARRANTY

If this Craftsman hand tool ever fails to provide complete satisfaction, return it to any Sears store or other Craftsman outlet in the United States for free repair or replacement.

This warranty gives you specific legal rights, and you may also have other rights which vary from state to state.

Sears, Roebuck and Co., Hoffman Estates, IL 60179



Catalog #	Page	Catalog #	Page	Catalog #	Page	Catalog #	Page
9-11031	151	9-15059	88	9-15798	88	9-15856	87
9-11033	151	9-15060	88	9-15800	88	9-15857	87
9-11034	151	9-15061	88	9-15801	88	9-15858	87
9-11040	151	9-15062	88	9-15802	88	9-15859	87
9-11041	151	9-15063	88	9-15803	88	9-1586	71
9-11044	151	9-15064	88	9-15804	88	9-15860	87
9-11177	151	9-15065	88	9-15805	88	9-15861	87
9-11212	144	9-15066	88	9-15806	88	9-15862	87
9-11217	151	9-15067	88	9-15807	88	9-15863	87
9-11375	151	9-15068	88	9-15808	88	9-15864	87
9-11499	150	9-15069	88	9-15810	88	9-15865	87
9-11539	150	9-1507	71	9-15811	88	9-15866	87
9-11546	150	9-15070	88	9-15812	88	9-15867	87
9-11579	150	9-15071	88	9-15813	88	9-15868	87
9-1166	115	9-15072	88	9-15814	88	9-15869	87
9-1171	114	9-15073	88	9-15815	88	9-1587	71
9-1172	115	9-15074	88	9-15816	88	9-15870	87
9-1173	115	9-15161	88	9-15817	88	9-15871	87
9-1178	116	9-15162	88	9-15818	88	9-1588	71
9-1184	114	9-15200	157	9-1582	71	9-15880	86
9-1188	116	9-15359	80	9-1583	71	9-15881	86
9-1191	114	9-15380	86	9-15830	87	9-15884	87
9-1193	116	9-15381	86	9-15831	87	9-15885	87
9-1223	114	9-15382	86	9-15832	87	9-15886	87
9-1259	116	9-15383	86	9-15833	87	9-15887	87
9-1261	118	9-15390	88	9-15834	87	9-1589	71
9-12612	143	9-15391	88	9-15835	87	9-15890	87
9-1279	118	9-15392	88	9-15836	87	9-15891	87
9-1338	119	9-15393	88	9-15837	87	9-15892	87
9-1345	120	9-15396	88	9-15838	87	9-15893	87
9-1366	120	9-15397	88	9-15839	87	9-15894	87
9-1389	66	9-15519	163	9-1584	71	9-15895	87
9-1408	66	9-15531	163	9-15840	87	9-15896	87
9-1427	66	9-15535	163	9-15841	87	9-15897	87
9-1448	66	9-15780	88	9-15842	87	9-15898	87
9-1450	66	9-15781	88	9-15843	87	9-15899	87
9-1452	66	9-15782	88	9-15844	87	9-1590	71
9-1472	66	9-15783	88	9-15845	87	9-15900	87
9-1480	66	9-15784	88	9-15846	87	9-15901	87
9-1500	71	9-15785	88	9-15847	87	9-15902	87
9-15002	163	9-15786	88	9-15848	87	9-15903	87
9-1501	71	9-15790	88	9-15849	87	9-15904	87
9-15050	87	9-15791	88	9-1585	71	9-15905	87
9-15051	87	9-15792	88	9-15850	87	9-15906	87
9-15052	87	9-15793	88	9-15851	87	9-15907	87
9-15055	88	9-15794	88	9-15852	87	9-15908	87
9-15056	88	9-15795	88	9-15853	87	9-1591	80
9-15057	88	9-15796	88	9-15854	87	9-1592	80
9-15058	88	9-15797	88	9-15855	87	9-1593	80

Catalog #	Page	Catalog #	Page	Catalog #	Page	Catalog #	Page
9-1595	80	9-1623	90	9-16901	146	9-18173	162
9-1597	80	9-1624	90	9-16902	146	9-18174	163
9-15976	85	9-1627	95	9-16925	146	9-18175	162
9-15983	88	9-1628	95	9-16928	146	9-18176	163
9-15984	88	9-1630	95	9-16932	145	9-18177	162
9-15985	88	9-16309	159	9-16949	145	9-18178	163
9-1599	80	9-1631	97	9-16950	145	9-18179	163
9-15995	88	9-1632	97	9-16952	146	9-18180	163
9-15996	88	9-1633	97	9-16978	146	9-18201	163
9-15997	88	9-1634	97	9-17199	152	9-18330	165
9-15998	88	9-16340	159	9-1728	23	9-18331	165
9-15999	88	9-16346	159	9-1730	23	9-18332	165
9-1600	80	9-16349	159	9-1743	23	9-18333	165
9-1601	80	9-1636	98	9-1753	23	9-18334	165
9-1602	80	9-16360	158	9-1754	23	9-18336	165
9-1604	85	9-16361	158	9-1755	23	9-18340	164
9-1605	85	9-16362	159	9-1768	23	9-18341	164
9-1606	92	9-16363	158	9-17713	145	9-18342	164
9-16060	88	9-16365	158	9-17741	145	9-18343	164
9-16061	88	9-16369	159	9-17742	145	9-18344	164
9-16062	88	9-1637	98	9-17761	145	9-18345	164
9-16063	88	9-16372	159	9-17765	145	9-18346	164
9-1607	92	9-16373	158	9-17776	145	9-18347	164
9-16073	88	9-16374	158	9-1778	35	9-18348	164
9-16074	88	9-16375	158	9-1779	39	9-18349	164
9-16075	88	9-16376	158	9-1780	40	9-18351	164
9-16076	88	9-16377	158	9-17800	146	9-18352	164
9-16077	88	9-16378	158	9-17804	145	9-18353	164
9-16078	88	9-16385	158	9-17809	145	9-18355	164
9-16079	88	9-16386	158	9-17810	145	9-18357	164
9-1608	92	9-16387	158	9-17812	145	9-18358	164
9-16080	88	9-16388	158	9-17814	146	9-18359	164
9-16081	88	9-16391	159	9-17816	145	9-18360	164
9-16085	88	9-1662	23	9-17817	146	9-18361	164
9-16086	88	9-16670	157	9-17821	146	9-18368	164
9-16087	88	9-1668	23	9-17829	146	9-18371	165
9-1610	92	9-1669	23	9-17842	145	9-18375	164
9-16111	159	9-1670	23	9-17849	146	9-18376	164
9-16112	159	9-1671	23	9-17854	146	9-18377	164
9-16113	159	9-1672	23	9-17862	146	9-18378	164
9-1612	92	9-1673	23	9-17863	146	9-18379	165
9-1613	92	9-16737	158	9-17866	146	9-18413	165
9-1616	93	9-16738	158	9-17884	145	9-18414	165
9-1617	93	9-1674	23	9-17909	145	9-18507	160
9-16180	159	9-1675	23	9-17912	145	9-18508	162
9-16191	159	9-1676	23	9-1800	40	9-18513	162
9-16199	159	9-16762	158	9-18170	163	9-18514	160
9-1620	93	9-16763	158	9-18171	163	9-18560	162
9-1622	90	9-16778	157	9-18172	163	9-18593	160

Catalog #	Page	Catalog #	Page	Catalog #	Page	Catalog #	Page
9-18811	162	9-19985	160	9-22901	155	9-27673	151
9-18819	161	9-200356	54	9-22902	155	9-27801	152
9-18827	162	9-200385	58	9-23763	85	9-27996	151
9-18852	160	9-200445	54	9-23764	85	9-28084	152
9-18854	160	9-200452	48	9-23765	88	9-28102	152
9-18856	162	9-200461	53	9-23766	88	9-28103	144
9-18892	160	9-200497	49	9-24073	133	9-28127	152
9-18910	159	9-200499	50	9-24081	133	9-28128	150
9-18970	162	9-200500	48	9-24085	133	9-28131	104
9-19014	161	9-200550	49	9-24087	133	9-28132	104
9-19024	162	9-200560	50	9-24089	133	9-28133	104
9-19025	162	9-200562	51	9-24091	133	9-28134	104
9-19210	155	9-200583	55	9-25290	152	9-28135	104
9-19491	88	9-21021	140	9-25329	157	9-28136	104
9-19492	88	9-21027	140	9-25599	118	9-28137	104
9-19493	88	9-2103	80	9-25708	151	9-28138	104
9-19494	88	9-2104	23	9-25709	151	9-28139	104
9-19495	88	9-2106	13	9-25817	152	9-28161	104
9-19496	88	9-2107	13	9-25818	157	9-28169	150
9-19497	88	9-2108	14	9-26145	156	9-28171	104
9-19498	88	9-2109	14	9-26252	151	9-28172	104
9-19499	88	9-2110	14	9-26302	150	9-28173	104
9-19513	88	9-2111	14	9-26314	150	9-28174	104
9-19541	157	9-2112	13	9-26325	150	9-28175	104
9-19864	160	9-21124	155	9-26392	157	9-28176	104
9-19888	161	9-2113	13	9-26393	157	9-28177	104
9-19897	161	9-21154	155	9-26437	152	9-28178	104
9-19904	160	9-2116	16	9-26438	152	9-28179	104
9-19905	160	9-21162	154	9-26458	157	9-28181	104
9-19911	162	9-2117	8	9-26488	157	9-28182	104
9-19912	160	9-2118	8	9-26504	157	9-28185	104
9-19914	160	9-21206	153	9-26535	118	9-28186	104
9-19915	160	9-2122	57	9-26536	118	9-28190	152
9-19916	160	9-21235	153	9-26561	152	9-28191	152
9-19919	161	9-2124	55	9-26567	151	9-28195	152
9-19930	161	9-21289	153	9-26819	151	9-29010	150
9-19931	161	9-2150	56	9-26825	150	9-29015	150
9-19933	161	9-2155	56	9-27161	151	9-29019	150
9-19950	160	9-2160	57	9-27211	127	9-29365	154
9-19951	162	9-21743	154	9-27212	127	9-29459	154
9-19952	162	9-21829	153	9-27213	127	9-30308	137
9-19953	161	9-21914	155	9-27214	127	9-3067	25
9-19959	138	9-22010	154	9-27215	127	9-3068	34
9-19965	162	9-22018	155	9-27231	127	9-31205	124
9-19976	162	9-22060	154	9-27233	127	9-31211	124
9-19980	160	9-22124	153	9-27245	152	9-31233	124
9-19981	160	9-22293	153	9-27299	151	9-31251	124
9-19983	160	9-22401	153	9-27311	152	9-31257	124
9-19984	160	9-22900	155	9-27670	151	9-31263	124

Catalog #	Page	Catalog #	Page	Catalog #	Page	Catalog #	Page
9-31264	124	9-33405	67	9-34343	72	9-34567	72
9-31265	124	9-33406	68	9-34346	81	9-34568	72
9-31271	124	9-33407	68	9-34384	81	9-34569	74
9-31274	124	9-33446	36	9-34388	81	9-34570	74
9-31276	124	9-33498	34	9-34389	84	9-34571	81
9-31277	124	9-33573	41	9-34390	73	9-34572	81
9-31282	124	9-33596	45	9-34391	70	9-34573	81
9-31283	124	9-33870	44	9-34392	77	9-34574	81
9-31284	124	9-33891	34	9-34431	67	9-34575	81
9-31285	124	9-33941	45	9-34433	67	9-34576	81
9-31286	124	9-33999	43	9-34434	67	9-34578	81
9-31296	124	9-34037	83	9-34436	67	9-34579	81
9-31297	124	9-34038	83	9-34437	72	9-34580	81
9-31298	124	9-34039	82	9-34439	72	9-34581	82
9-31300	124	9-34040	82	9-34441	72	9-34582	83
9-31302	124	9-34041	82	9-34443	72	9-34583	83
9-31303	124	9-34042	82	9-34445	73	9-34584	83
9-31310	124	9-34043	82	9-34446	73	9-34585	83
9-31311	124	9-34046	82	9-34447	74	9-34586	83
9-31312	124	9-34054	82	9-34448	74	9-34591	67
9-31313	124	9-34056	82	9-34449	74	9-34592	67
9-31314	124	9-34057	82	9-34450	81	9-34593	67
9-31315	124	9-34061	82	9-34452	81	9-34594	67
9-31316	124	9-34062	82	9-34453	81	9-34595	67
9-31317	124	9-34063	82	9-34456	81	9-34596	67
9-31318	124	9-34064	82	9-34459	82	9-34597	67
9-31321	124	9-34065	82	9-34488	75	9-34598	67
9-31323	124	9-34066	82	9-34489	75	9-34599	67
9-31481	133	9-34067	82	9-34490	83	9-34601	68
9-31482	133	9-34068	82	9-34491	83	9-34602	68
9-31485	133	9-34073	82	9-34494	81	9-34603	68
9-31486	133	9-34075	82	9-34495	82	9-34604	68
9-31487	133	9-34077	82	9-34496	72	9-34605	68
9-31591	133	9-34081	82	9-34497	72	9-34606	68
9-33062	51	9-34083	47	9-34498	81	9-34607	68
9-33091	34	9-34117	62	9-34531	67	9-34608	68
9-33093	34	9-34130	35	9-34532	67	9-34609	68
9-33122	45	9-34178	38	9-34537	72	9-34611	68
9-33141	45	9-34179	42	9-34539	72	9-34612	67
9-33198	34	9-34186	105	9-34541	72	9-34613	67
9-33204	34	9-34187	105	9-34545	72	9-34614	67
9-33246	41	9-34188	74	9-34550	81	9-34615	67
9-33255	38	9-34245	63	9-34556	81	9-34616	67
9-33256	36	9-34290	63	9-34560	67	9-34620	75
9-33285	46	9-34298	68	9-34561	67	9-34621	68
9-33300	34	9-34299	83	9-34562	67	9-34622	68
9-33309	39	9-34311	73	9-34563	67	9-34623	68
9-33325	37	9-34315	81	9-34565	72	9-34624	68
9-33354	41	9-34319	71	9-34566	72	9-34625	68

Catalog #	Page	Catalog #	Page	Catalog #	Page	Catalog #	Page
9-34626	75	9-34869	80	9-36851	120	9-38299	122
9-34627	75	9-34870	80	9-36852	120	9-38301	122
9-34628	75	9-34871	80	9-36853	120	9-38304	122
9-34631	73	9-34874	64	9-36854	120	9-38305	122
9-34632	73	9-34875	64	9-36855	120	9-38306	122
9-34633	73	9-34881	105	9-36859	120	9-38309	122
9-34634	73	9-34882	105	9-37250	113	9-38311	122
9-34635	73	9-34883	105	9-37251	113	9-38359	122
9-34636	73	9-34884	105	9-37252	113	9-38394	122
9-34637	73	9-34885	105	9-37253	113	9-38395	122
9-34638	73	9-34886	105	9-37300	113	9-38461	121
9-34639	73	9-34887	106	9-37301	113	9-38463	121
9-34641	73	9-34951	90	9-37304	113	9-38464	121
9-34642	73	9-34953	65	9-37310	113	9-38465	121
9-34643	73	9-34954	43	9-37341	123	9-38466	121
9-34644	73	9-34955	78	9-37342	123	9-38467	121
9-34645	73	9-34956	90	9-37345	123	9-38679	140
9-34646	73	9-35079	35	9-37346	123	9-38739	140
9-34647	73	9-35086	34	9-37347	123	9-38776	140
9-34648	73	9-35098	35	9-37353	123	9-39251	128
9-34649	73	9-35106	34	9-37354	120	9-39252	128
9-34651	73	9-35137	62	9-37355	120	9-39254	128
9-34652	82	9-35155	44	9-37356	120	9-39255	128
9-34653	82	9-35183	35	9-37357	120	9-39520	128
9-34654	82	9-35184	34	9-37391	128	9-39521	128
9-34655	82	9-35189	34	9-37392	128	9-39522	128
9-34661	82	9-35997	34	9-37393	128	9-39523	128
9-34662	82	9-36024	126	9-37394	128	9-39524	128
9-34663	82	9-36025	126	9-37395	128	9-39563	128
9-34664	82	9-36131	125	9-37396	128	9-39567	127
9-34671	75	9-36142	125	9-38045	121	9-39601	127
9-34678	34	9-36143	125	9-38071	121	9-39602	127
9-34740	64	9-36144	125	9-38074	121	9-39607	127
9-34802	71	9-36145	125	9-38092	121	9-39615	127
9-34824	78	9-36166	125	9-38095	121	9-39681	127
9-34825	79	9-36190	63	9-38101	121	9-3971	128
9-34827	65	9-36251	125	9-38125	121	9-39829	128
9-34832	64	9-36254	125	9-38126	121	9-39830	128
9-34833	64	9-36261	125	9-38127	121	9-39840	128
9-34842	79	9-36262	125	9-38128	121	9-39861	128
9-34860	66	9-36263	125	9-38129	121	9-39882	128
9-34861	66	9-36264	125	9-3821	121	9-39914	128
9-34862	66	9-36265	125	9-38261	122	9-40104	128
9-34863	66	9-36266	125	9-38262	122	9-40105	128
9-34864	72	9-36393	37	9-38273	121	9-40185	140
9-34865	72	9-36471	124	9-38292	122	9-40411	29
9-34866	72	9-3668	124	9-38296	122	9-40414	30
9-34867	72	9-3669	124	9-38297	122	9-40455	31
9-34868	72	9-36850	120	9-38298	122	9-40463	30

Catalog #	Page	Catalog #	Page	Catalog #	Page	Catalog #	Page
9-40464	30	9-41315	117	9-41641	117	9-41985	118
9-40467	31	9-4132	139	9-41642	117	9-41986	118
9-40470	31	9-41321	117	9-41643	117	9-41987	118
9-40471	31	9-41322	139	9-41644	117	9-42012	101
9-40472	31	9-41327	137	9-41645	117	9-42013	101
9-40487	29	9-41328	137	9-41646	117	9-42040	94
9-40491	31	9-41329	137	9-41647	117	9-42041	94
9-40522	29	9-41333	24	9-41648	117	9-42090	101
9-40527	30	9-41334	24	9-41649	117	9-42091	101
9-40626	31	9-41335	24	9-41650	117	9-42092	101
9-40627	31	9-41336	24	9-41651	117	9-42093	101
9-4064	134	9-41337	24	9-41652	117	9-42094	101
9-4065	134	9-41338	24	9-41653	117	9-42095	101
9-4070	139	9-41349	75	9-41654	117	9-42096	101
9-40801	139	9-41350	75	9-41655	117	9-42097	101
9-40802	139	9-41362	117	9-41658	117	9-42098	101
9-40804	139	9-41363	117	9-41659	117	9-42099	101
9-40811	139	9-41421	116	9-41660	117	9-42112	99
9-40815	139	9-41469	118	9-41661	117	9-42122	94
9-40816	139	9-41473	116	9-41711	117	9-42124	80
9-40818	139	9-41474	116	9-41715	118	9-42160	99
9-40942	28	9-41475	116	9-41796	118	9-42161	99
9-4097	139	9-41476	116	9-41831	138	9-42162	99
9-4098	139	9-41477	116	9-41833	138	9-42163	99
9-4099	139	9-41479	116	9-41834	138	9-42164	99
9-41024	117	9-41508	115	9-41843	24	9-42165	99
9-41028	122	9-4151	116	9-41844	24	9-42170	99
9-4107	117	9-41543	116	9-41845	24	9-42171	99
9-41084	116	9-41577	116	9-41846	24	9-42172	99
9-41094	116	9-41578	116	9-41847	24	9-42173	99
9-41117	116	9-41579	116	9-41848	24	9-42174	99
9-41124	117	9-41581	116	9-41849	24	9-42175	99
9-41141	117	9-41582	116	9-41852	116	9-42212	120
9-41142	117	9-41583	116	9-41853	116	9-42213	120
9-41161	118	9-41584	116	9-41854	116	9-42214	120
9-4118	116	9-41585	116	9-41855	116	9-42215	120
9-41200	53	9-41586	116	9-4196	118	9-42217	120
9-41203	52	9-41587	116	9-4197	118	9-42218	120
9-41206	52	9-41588	116	9-41971	118	9-42219	120
9-41247	116	9-41589	116	9-41972	118	9-42220	120
9-41248	116	9-41602	139	9-41973	118	9-42221	120
9-41270	117	9-41603	139	9-41974	118	9-42222	120
9-41293	116	9-41612	122	9-41975	118	9-42223	120
9-41294	116	9-41633	117	9-41976	118	9-42224	120
9-41295	116	9-41636	117	9-41977	118	9-42280	112
9-41296	116	9-41637	117	9-41981	118	9-42319	96
9-41297	116	9-41638	117	9-41982	118	9-42320	96
9-41298	116	9-41639	117	9-41983	118	9-42321	96
9-41310	139	9-41640	117	9-41984	118	9-42322	96

Catalog #	Page	Catalog #	Page	Catalog #	Page	Catalog #	Page
9-42323	96	9-42471	95	9-42592	99	9-42681	68
9-42324	96	9-42472	95	9-42593	99	9-42682	68
9-42325	96	9-42473	95	9-42594	99	9-42686	74
9-42326	96	9-42474	95	9-42595	99	9-42691	68
9-42327	96	9-42475	95	9-42596	99	9-42692	68
9-42328	96	9-42476	95	9-42597	99	9-42701	68
9-42329	96	9-42477	95	9-42600	97	9-42702	68
9-42339	96	9-42478	95	9-42601	97	9-42703	68
9-42340	96	9-42479	95	9-42602	97	9-42704	68
9-42341	96	9-42480	95	9-42603	97	9-42705	68
9-42342	96	9-42481	95	9-42604	97	9-4271	83
9-42343	96	9-42482	95	9-42605	97	9-42711	114
9-42344	96	9-42483	95	9-42633	95	9-42712	68
9-42345	96	9-42484	95	9-42634	95	9-42713	114
9-42346	96	9-42485	95	9-42635	95	9-42714	114
9-42347	96	9-42486	95	9-42636	95	9-42717	114
9-42348	96	9-42487	95	9-42637	95	9-42718	114
9-42349	96	9-42488	95	9-42638	95	9-42720	114
9-42400	94	9-42489	95	9-42639	95	9-42723	74
9-42401	94	9-42490	95	9-42640	95	9-42794	76
9-42404	94	9-42491	95	9-42641	95	9-42798	113
9-42405	94	9-42492	95	9-42642	95	9-42799	113
9-42412	95	9-42493	95	9-42643	95	9-4280	69
9-42413	95	9-42494	95	9-42644	95	9-42800	94
9-42414	95	9-42495	95	9-42645	95	9-42801	94
9-42415	95	9-42496	95	9-42646	95	9-4281	69
9-42416	95	9-42497	95	9-42647	95	9-42816	94
9-42417	95	9-4256	75	9-42648	95	9-4283	123
9-42418	95	9-42560	95	9-42651	75	9-42839	120
9-42419	95	9-42561	95	9-42652	75	9-42841	120
9-42420	95	9-42562	95	9-42653	75	9-4285	119
9-42421	95	9-42563	95	9-42659	74	9-42851	120
9-42422	95	9-42564	95	9-42661	68	9-42852	120
9-42423	95	9-42565	95	9-42662	68	9-42853	120
9-42424	95	9-42566	95	9-42663	68	9-42854	120
9-42425	95	9-42567	95	9-42664	75	9-42861	120
9-42426	95	9-42568	95	9-42665	75	9-42862	120
9-42427	95	9-42569	95	9-42666	75	9-42863	94
9-42428	95	9-4257	69	9-42667	75	9-42864	94
9-42429	95	9-42570	95	9-42668	83	9-42865	94
9-42430	95	9-42571	95	9-42669	83	9-42866	94
9-42444	94	9-42572	95	9-42670	83	9-42867	94
9-42445	94	9-42573	95	9-42674	74	9-42868	94
9-42446	99	9-42575	95	9-42675	74	9-42869	94
9-42447	99	9-42576	95	9-42676	74	9-42870	94
9-42448	99	9-4258	75	9-42677	74	9-42871	94
9-42450	94	9-4259	83	9-42678	74	9-42872	94
9-42451	94	9-42590	99	9-42679	74	9-42873	94
9-42470	95	9-42591	99	9-42680	74	9-42874	94

Catalog #	Page	Catalog #	Page	Catalog #	Page	Catalog #	Page
9-42875	94	9-42965	98	9-43194	68	9-43285	123
9-42876	94	9-42966	98	9-43195	68	9-43288	123
9-42881	120	9-42971	120	9-43196	68	9-43292	137
9-42882	120	9-42972	120	9-43197	68	9-43293	137
9-42883	120	9-42973	120	9-43198	68	9-43301	73
9-42884	120	9-42974	120	9-43199	68	9-43303	69, 76, 84
9-42885	120	9-42975	120	9-43200	68	9-43305	123
9-42886	120	9-42976	120	9-43201	74	9-43307	123
9-42892	123	9-42999	73	9-43202	74	9-43311	73
9-42901	120	9-43000	73	9-43203	74	9-43312	73
9-42902	120	9-43001	73	9-43204	74	9-43313	73
9-42903	120	9-43002	73	9-43205	74	9-43314	73
9-42905	120	9-43003	73	9-43206	74	9-43315	73
9-42909	93	9-43004	73	9-43207	74	9-43316	73
9-42911	93	9-43005	73	9-43208	74	9-43317	73
9-42912	93	9-43006	73	9-43209	74	9-43318	73
9-42913	93	9-43007	73	9-43211	74	9-43319	73
9-42914	93	9-43008	73	9-43240	68	9-43320	73
9-42915	93	9-43013	73	9-43241	68	9-43322	75
9-42916	93	9-43020	73	9-43242	68	9-43323	75
9-42917	93	9-43021	73	9-43243	68	9-43324	75
9-42918	93	9-43038	119	9-43244	68	9-43325	75
9-42919	93	9-43045	119	9-43245	68	9-43327	83
9-42921	93	9-43047	100	9-43246	68	9-43328	73
9-42922	93	9-43075	100	9-43247	68	9-43329	73
9-42923	93	9-43076	100	9-43252	74	9-43330	75
9-42924	93	9-4308	100	9-43253	74	9-43331	73
9-42925	93	9-43101	101	9-43254	74	9-43332	73
9-42929	93	9-43102	101	9-43255	74	9-43333	73
9-4293	100	9-43103	101	9-43256	74	9-43334	73
9-42931	93	9-43104	101	9-43257	74	9-43335	73
9-42932	93	9-43105	101	9-43258	74	9-43336	73
9-42933	93	9-43106	101	9-43261	74	9-43337	73
9-42934	93	9-43107	101	9-43262	74	9-43338	73
9-42935	93	9-43108	101	9-43263	74	9-43339	73
9-42936	93	9-43115	119	9-43264	74	9-43340	75
9-42937	93	9-43139	79	9-43265	74	9-43345	70
9-42938	93	9-43140	85	9-43266	74	9-43351	70
9-42939	93	9-43143	71	9-43267	74	9-43355	77
9-42952	98	9-43146	65	9-43268	123	9-4336	70
9-42953	98	9-43147	81	9-43269	123	9-43361	99
9-42954	98	9-43148	64	9-43270	123	9-43362	99
9-42955	100	9-43167	120	9-43275	123	9-43363	99
9-42956	98	9-43169	120	9-43276	123	9-43364	99
9-42957	98	9-43187	69	9-43277	123	9-43365	99
9-42958	98	9-4319	122	9-43279	123	9-43366	99
9-42959	98	9-43191	68	9-43282	77	9-43367	99
9-42961	98	9-43192	68	9-43283	84	9-43368	99
9-42962	97	9-43193	68	9-43284	123	9-43369	99

Catalog #	Page	Catalog #	Page	Catalog #	Page	Catalog #	Page
9-43373	118	9-43537	77	9-43610	67	9-43926	98
9-43375	99	9-43538	70	9-43611	74	9-43927	98
9-43376	99	9-43539	70	9-4362	74	9-43928	98
9-43393	70	9-4354	69	9-43621	74	9-43929	98
9-43394	70	9-43541	73	9-43622	74	9-43934	98
9-43424	70	9-43542	73	9-43623	74	9-43935	98
9-43425	70	9-43543	73	9-43624	74	9-43936	98
9-43426	70	9-43544	73	9-43625	74	9-44012	102
9-43432	70	9-43545	73	9-43626	74	9-44015	102
9-43434	77	9-43546	73	9-43627	74	9-44048	92
9-43435	77	9-43547	73	9-43628	74	9-44049	92
9-43436	77	9-43548	73	9-43629	74	9-44052	82
9-43438	77	9-43549	73	9-4363	74	9-44053	82
9-43439	84	9-4355	70	9-43631	74	9-44054	82
9-43444	84	9-43570	73	9-43632	74	9-44055	82
9-43445	84	9-43571	68	9-43633	74	9-44056	82
9-43446	84	9-43572	68	9-43634	74	9-44057	82
9-43449	85	9-43573	68	9-43635	74	9-44058	82
9-43480	67	9-43574	68	9-43636	74	9-44059	82
9-43481	67	9-43575	68	9-43637	74	9-44063	82
9-43491	67	9-43576	68	9-43638	74	9-44064	82
9-43492	67	9-43577	68	9-43639	74	9-44065	82
9-43493	67	9-43578	68	9-43641	74	9-44066	82
9-43494	67	9-43579	73	9-43666	99	9-44067	82
9-43495	67	9-43580	73	9-43730	89	9-44068	82
9-43496	67	9-43584	73	9-43731	89	9-44069	82
9-43497	67	9-43585	73	9-43732	89	9-44086	85
9-43498	67	9-43587	68	9-43733	89	9-44089	91
9-43499	67	9-43588	74	9-43734	89	9-44098	93
9-43501	68	9-43589	68	9-43735	89	9-44099	91
9-43502	68	9-43590	68	9-43736	89	9-44100	91
9-43503	68	9-43591	68	9-43737	89	9-44101	90
9-43504	68	9-43592	68	9-43738	89	9-44102	91
9-43505	68	9-43593	68	9-43739	89	9-44103	91
9-43507	68	9-43594	68	9-43740	89	9-44104	91
9-43508	68	9-43595	68	9-43741	89	9-44105	91
9-43509	68	9-43596	68	9-43742	89	9-44106	91
9-43511	68	9-43597	68	9-43743	89	9-44107	91
9-43512	68	9-43598	68	9-4376	98	9-44108	91
9-43513	68	9-43599	68	9-43781	76	9-44109	91
9-43514	68	9-43601	67	9-43864	98	9-44110	91
9-43515	68	9-43602	67	9-43865	98	9-44111	90
9-43516	73	9-43603	67	9-43866	98	9-44112	91
9-43522	84	9-43604	67	9-43919	98	9-44113	91
9-43523	69	9-43605	67	9-43921	98	9-44114	91
9-43531	70	9-43606	67	9-43922	98	9-44115	91
9-43532	70	9-43607	67	9-43923	98	9-44116	91
9-43533	73	9-43608	67	9-43924	98	9-44117	91
9-43536	73	9-43609	67	9-43925	98	9-44118	91

Catalog #	Page	Catalog #	Page	Catalog #	Page	Catalog #	Page
9-44119	91	9-44233	83	9-44304	73	9-44371	75
9-44120	91	9-44234	83	9-44305	73	9-44372	75
9-44122	91	9-44235	83	9-44306	73	9-44373	75
9-44124	91	9-44236	83	9-44307	73	9-44381	94
9-44130	91	9-44237	83	9-44308	73	9-44382	94
9-44131	84	9-44238	83	9-44309	73	9-44383	94
9-44132	84	9-44239	83	9-4431	85	9-44384	94
9-44133	84	9-44240	83	9-44311	73	9-44385	94
9-44134	84	9-44241	83	9-44312	73	9-44386	94
9-44138	90	9-44242	83	9-44314	73	9-44387	94
9-44139	90	9-44243	83	9-44316	98	9-44388	94
9-44140	91	9-44244	83	9-44317	98	9-44389	94
9-44151	84	9-44245	83	9-44318	98	9-44390	94
9-44152	84	9-44248	83	9-44319	98	9-44391	94
9-44161	84	9-44249	83	9-44320	98	9-44392	94
9-44166	102	9-4425	83	9-44329	73	9-44393	94
9-44167	102	9-44251	83	9-44331	73	9-44394	106
9-44168	102	9-44252	83	9-44332	73	9-44395	106
9-44169	102	9-44253	83	9-44333	73	9-44396	106
9-44170	101	9-44254	83	9-44334	73	9-44399	94
9-44171	101	9-44255	83	9-44335	73	9-4440	85
9-44172	101	9-44256	83	9-44336	73	9-44401	68
9-44173	101	9-44257	83	9-44337	73	9-44402	68
9-44174	101	9-44258	83	9-44338	73	9-44403	68
9-44175	101	9-44259	83	9-44339	73	9-44404	68
9-44176	101	9-44261	77	9-44341	73	9-44405	68
9-44177	101	9-44262	77	9-44342	73	9-44406	68
9-44178	101	9-44263	77	9-44343	73	9-44407	68
9-44179	101	9-44264	77	9-44344	73	9-44408	68
9-44191	69,75	9-44265	83	9-44345	73	9-44409	68
9-44201	84	9-44266	83	9-44346	70	9-4441	85
9-44202	84	9-44267	83	9-44347	70	9-44410	68
9-44206	77	9-44268	83	9-44348	70	9-44411	68
9-44207	77	9-44269	83	9-4435	75	9-44412	68
9-44208	77	9-44271	76	9-44351	73	9-44413	73
9-44209	84	9-44272	83	9-44352	73	9-44414	73
9-44210	84	9-44273	83	9-44353	73	9-44415	73
9-44211	84	9-44274	83	9-44356	77	9-44416	73
9-44221	82	9-44276	83	9-44357	77	9-44417	73
9-44222	82	9-44278	83	9-44358	77	9-44418	73
9-44223	82	9-4428	76	9-44360	98	9-44419	73
9-44224	82	9-44294	73	9-44361	98	9-4442	85
9-44225	82	9-44295	73	9-44362	98	9-44421	73
9-44226	82	9-44296	73	9-44363	76	9-44422	73
9-44228	83	9-44297	73	9-44364	98	9-44423	73
9-44229	83	9-44298	73	9-44366	98	9-44424	73
9-44230	83	9-44301	73	9-44367	98	9-44425	73
9-44231	83	9-44302	73	9-44368	98	9-44426	73
9-44232	83	9-44303	73	9-44369	75	9-44427	73

Catalog #	Page	Catalog #	Page	Catalog #	Page	Catalog #	Page
9-44428	73	9-44522	100	9-44632	82	9-44834	76
9-44429	73	9-44523	100	9-44633	82	9-44835	76
9-4443	85	9-44524	101	9-44634	82	9-44836	76
9-44431	73	9-4453	102	9-44635	82	9-44837	76
9-44432	73	9-4454	102	9-44637	82	9-44838	84
9-44433	73	9-4455	102	9-44642	106	9-44839	85
9-44434	73	9-44551	101	9-44652	102	9-44850	89
9-44435	73	9-44552	101	9-44662	102	9-44851	89
9-44436	73	9-44553	101	9-44664	102	9-44916	102
9-44438	83	9-44554	101	9-44671	106	9-44962	98
9-44439	83	9-44555	101	9-44672	106	9-44963	98
9-44440	83	9-44556	101	9-44673	106	9-44965	98
9-44441	83	9-44557	101	9-44675	106	9-44966	98
9-44442	83	9-4456	102	9-44690	106	9-44967	98
9-44443	83	9-44565	101	9-44691	93	9-44977	84
9-44444	83	9-4457	102	9-44692	93	9-44978	106
9-44445	83	9-44571	100	9-44693	93	9-44983	84
9-44446	83	9-44572	100	9-44694	93	9-44994	69
9-44447	83	9-44579	100	9-44695	93	9-44995	76
9-44448	83	9-4458	83	9-44696	93	9-44996	84
9-44449	83	9-44581	100	9-44697	93	9-45074	112
9-44453	101	9-44582	100	9-44698	93	9-45075	112
9-44459	83	9-44583	100	9-44699	93	9-45076	112
9-44462	83	9-44584	100	9-44701	93	9-45077	112
9-44463	83	9-44585	100	9-44702	93	9-45084	112
9-44471	101	9-44586	100	9-44703	93	9-45085	112
9-44472	101	9-44587	100	9-44704	93	9-45087	112
9-44473	101	9-44588	100	9-44705	93	9-45093	112
9-44474	101	9-44589	100	9-44706	93	9-45094	112
9-44475	101	9-4459	102	9-44707	93	9-45102	112
9-4450	102	9-44591	100	9-44708	93	9-45103	112
9-44502	100	9-44592	100	9-44709	93	9-45104	112
9-44503	100	9-44593	105	9-44713	102	9-4513	137
9-44504	100	9-44594	105	9-44714	102	9-45164	138
9-44506	100	9-44595	105	9-44715	102	9-45233	111
9-44507	100	9-44596	105	9-44778	100	9-45235	111
9-44508	100	9-44597	105	9-44802	76	9-45293	111
9-44509	100	9-44600	106	9-44803	69,74,84	9-45305	113
9-4451	102	9-44601	102	9-44804	85	9-45306	113
9-44511	83	9-44602	102	9-44807	69	9-45307	113
9-44512	83	9-44603	102	9-44808	76	9-45308	113
9-44513	83	9-44604	102	9-44809	84	9-45309	113
9-44514	83	9-44605	102	9-44811	76	9-45325	112
9-44515	83	9-44606	102	9-44812	69	9-45326	112
9-44516	83	9-44608	102	9-44813	76	9-45360	110
9-44518	83	9-44628	82	9-44814	84	9-45361	110
9-44519	83	9-44629	82	9-44815	76	9-45364	110
9-4452	100	9-44630	82	9-44816	84	9-45378	112
9-44521	100	9-44631	82	9-44833	76	9-45379	112

Catalog #	Page	Catalog #	Page	Catalog #	Page	Catalog #	Page
9-45380	112	9-45767	110	9-45844	73	9-45905	82
9-45381	111	9-45768	110	9-45845	73	9-45907	68
9-45384	111	9-45770	110	9-45846	73	9-45908	68
9-45385	111	9-45771	110	9-45847	73	9-45909	68
9-45386	111	9-45772	110	9-45848	73	9-45911	68
9-45403	112	9-45787	122	9-45849	73	9-45912	68
9-45408	111	9-45790	73	9-45851	73	9-45913	68
9-45410	111	9-45791	73	9-45852	73	9-45914	68
9-45415	111	9-45792	73	9-45853	73	9-45915	68
9-45430	111	9-45793	73	9-45854	73	9-45919	73
9-45431	111	9-45794	73	9-45855	73	9-45921	73
9-45433	111	9-45801	67	9-45856	73	9-45923	82
9-45439	111	9-45802	67	9-45857	73	9-45925	82
9-45450	111	9-45803	67	9-45858	73	9-45926	82
9-45487	110	9-45804	67	9-45859	73	9-45927	82
9-45493	137	9-45806	67	9-45861	73	9-45928	82
9-45494	137	9-45807	67	9-45862	73	9-45929	82
9-45496	137	9-45808	67	9-45863	73	9-45930	82
9-45497	110	9-45809	67	9-45864	73	9-45931	82
9-45499	110	9-45810	67	9-45865	73	9-45932	82
9-45533	138	9-45811	67	9-45866	73	9-45933	82
9-45570	138	9-45812	67	9-45867	73	9-45934	82
9-45571	138	9-45813	67	9-45868	73	9-45935	82
9-45660	113	9-45814	67	9-45869	73	9-45936	82
9-45661	113	9-45815	67	9-45871	73	9-45937	82
9-45663	113	9-45816	67	9-45872	73	9-45938	83
9-45664	113	9-45817	67	9-45873	73	9-45939	83
9-45665	113	9-45818	67	9-45874	73	9-45940	83
9-45666	113	9-45821	73	9-45875	73	9-45941	83
9-45667	113	9-45822	73	9-45876	73	9-45942	83
9-45668	113	9-45823	73	9-45883	82	9-45943	83
9-45673	113	9-45824	73	9-45884	82	9-45950	91
9-45706	112	9-45825	73	9-45885	82	9-45951	91
9-45710	112	9-45826	73	9-45886	82	9-45952	91
9-45711	112	9-45827	73	9-45887	82	9-45953	91
9-45712	112	9-45828	73	9-45888	82	9-45954	91
9-45713	112	9-45829	73	9-45889	82	9-45955	91
9-45714	112	9-45831	73	9-45890	82	9-45956	91
9-45715	112	9-45832	73	9-45891	82	9-45957	91
9-45716	112	9-45833	73	9-45892	82	9-45958	91
9-45717	112	9-45834	73	9-45893	82	9-45959	91
9-45734	117	9-45835	73	9-45894	82	9-45960	91
9-45749	132	9-45836	73	9-45895	82	9-45965	90
9-45760	110	9-45837	73	9-45896	82	9-45966	90
9-45761	110	9-45838	73	9-45897	82	9-45968	90
9-45762	110	9-45839	73	9-45898	82	9-45969	90
9-45763	110	9-45841	73	9-45901	73	9-45973	91
9-45764	110	9-45842	73	9-45902	73	9-45974	91
9-45766	110	9-45843	73	9-45903	73	9-45975	91

Catalog #	Page	Catalog #	Page	Catalog #	Page	Catalog #	Page
9-45976	91	9-46496	89	9-46595	96	9-46694	89
9-45977	91	9-46497	89	9-46601	104	9-46696	103
9-45978	91	9-46520	89	9-46602	104	9-46740	104
9-45979	91	9-46521	89	9-46603	104	9-46741	104
9-45980	91	9-46527	89	9-46604	104	9-46742	104
9-45981	91	9-46528	89	9-46605	104	9-46743	104
9-45982	91	9-46530	89	9-46606	104	9-46744	104
9-45983	91	9-46531	89	9-46611	104	9-46745	104
9-45984	91	9-46532	89	9-46612	104	9-46746	104
9-45985	91	9-46533	89	9-46613	104	9-46747	104
9-45986	91	9-46534	89	9-46614	104	9-46748	104
9-45987	91	9-46535	89	9-46615	104	9-46749	104
9-45988	91	9-46536	89	9-46616	104	9-46750	104
9-45989	91	9-46537	89	9-46617	104	9-46751	104
9-45990	91	9-46540	104	9-46618	104	9-46752	104
9-45991	91	9-46541	104	9-4662	138	9-46754	103
9-45992	91	9-46542	104	9-46621	104	9-46755	103
9-45993	91	9-46543	104	9-46622	104	9-46756	103
9-45994	91	9-46544	104	9-46623	104	9-46757	104
9-45995	91	9-46545	104	9-46624	104	9-46758	104
9-45996	91	9-46546	104	9-46651	104	9-46759	104
9-45997	91	9-46547	104	9-46652	104	9-46760	104
9-45998	91	9-46548	104	9-46653	104	9-46761	104
9-46001	103	9-46549	104	9-46654	104	9-46762	104
9-46002	103	9-46550	104	9-46655	104	9-46763	104
9-46003	103	9-46551	104	9-46661	74	9-46764	104
9-46004	103	9-46552	104	9-46662	74	9-46765	104
9-46006	103	9-46553	104	9-46663	74	9-46766	104
9-46009	103	9-46554	104	9-46664	74	9-46767	104
9-46277	103	9-46555	104	9-46665	74	9-46768	104
9-46278	103	9-46556	104	9-46666	104	9-46769	104
9-46288	103	9-46557	104	9-46667	104	9-46811	103
9-46293	103	9-46572	43	9-46668	74	9-46812	103
9-46300	79	9-46573	44	9-46669	74	9-46813	103
9-4633	138	9-46576	90	9-46670	83	9-46814	103
9-46331	138	9-46577	90	9-46671	83	9-46903	138
9-46378	46	9-46582	96	9-46672	83	9-46905	138
9-46379	46	9-46583	96	9-46677	103	9-46906	138
9-46383	103	9-46584	96	9-46683	103	9-46935	92
9-46384	103	9-46585	96	9-46684	103	9-46936	92
9-46403	42	9-46586	96	9-46685	89	9-46937	100
9-46407	94	9-46587	96	9-46686	89	9-46939	92
9-46410	103	9-46588	96	9-46687	89	9-46940	92
9-46490	89	9-46589	96	9-46688	89	9-46946	139
9-46491	89	9-46590	96	9-46689	89	9-46947	139
9-46492	89	9-46591	96	9-46690	89	9-46948	139
9-46493	89	9-46592	96	9-46691	89	9-46960	100
9-46494	89	9-46593	96	9-46692	89	9-46961	100
9-46495	89	9-46594	96	9-46693	89	9-46962	100

Catalog #	Page	Catalog #	Page	Catalog #	Page	Catalog #	Page
9-46963	100	9-47180	115	9-47397	136	9-47641	118
9-46964	100	9-47181	115	9-47410	123	9-47645	137
9-46965	100	9-47182	115	9-47500	82	9-47682	138
9-46966	100	9-47183	115	9-47501	82	9-47683	138
9-46967	100	9-47184	115	9-47502	82	9-47705	137
9-46970	95	9-47185	115	9-47503	82	9-47711	105
9-46971	95	9-47186	115	9-47504	82	9-47712	105
9-46973	96	9-47187	115	9-47505	82	9-4772	138
9-46974	96	9-47188	115	9-47506	82	9-47757	138
9-46975	96	9-47189	115	9-47507	82	9-47764	134
9-46976	96	9-47191	115	9-47508	82	9-47767	137
9-46977	96	9-47192	115	9-47509	82	9-47771	85
9-46978	96	9-47193	115	9-47510	82	9-47772	85
9-46979	96	9-47194	115	9-47511	82	9-47773	85
9-46980	96	9-47195	115	9-47512	82	9-47774	85
9-46981	96	9-47196	115	9-47513	82	9-47775	85
9-46982	96	9-47197	115	9-47514	82	9-47776	85
9-46983	96	9-47198	115	9-47515	82	9-47777	85
9-46984	96	9-47199	115	9-47516	82	9-47778	85
9-46985	96	9-47200	115	9-47517	82	9-47779	85
9-46986	96	9-47201	114	9-47518	82	9-47781	85
9-46987	96	9-47202	114	9-47521	82	9-47782	85
9-47014	92	9-47203	114	9-47522	82	9-47783	85
9-47015	92	9-47204	115	9-47523	82	9-47784	85
9-47018	92	9-47212	115	9-47524	82	9-47785	85
9-47046	92	9-47213	115	9-47525	82	9-47786	85
9-47047	92	9-47214	115	9-47527	82	9-47787	85
9-47050	137	9-47215	115	9-47528	82	9-47788	85
9-47051	137	9-47236	93	9-47529	82	9-47789	85
9-47061	137	9-47237	93	9-47531	8	9-47791	85
9-47077	122	9-47288	136	9-47532	82	9-47792	85
9-47086	23	9-47289	136	9-47533	82	9-47793	85
9-47089	140	9-47290	136	9-47582	82	9-47979	96
9-47095	139	9-47291	136	9-47583	82	9-48251	128
9-47107	115	9-47292	136	9-47584	82	9-48254	128
9-47109	115	9-47293	136	9-47585	82	9-48285	121
9-47110	115	9-47294	136	9-47586	82	9-48290	128
9-47111	115	9-47295	136	9-47587	82	9-48292	128
9-47112	115	9-47296	135	9-47588	82	9-48293	128
9-47113	115	9-47297	135	9-47589	82	9-48342	29
9-47114	115	9-47298	136	9-47591	82	9-48343	29
9-47115	115	9-47365	137	9-47592	82	9-48345	28
9-47116	115	9-47380	117	9-47593	82	9-48431	143
9-47117	115	9-47383	137	9-47606	138	9-48434	143
9-47118	115	9-47384	137	9-47626	138	9-48437	143
9-47136	116	9-47385	137	9-47631	118	9-48467	30
9-47144	117	9-47386	137	9-47632	118	9-50156	141
9-4716	138	9-47387	136	9-47635	118	9-50159	141
9-4717	139	9-47396	136	9-47637	118	9-50163	141

Catalog #	Page	Catalog #	Page	Catalog #	Page	Catalog #	Page
9-50239	141	9-50766	83	9-59326	27	9-59725	10
9-50280	140	9-50767	83	9-59362	7	9-59726	10
9-50282	140	9-50768	83	9-59381	8	9-59729	8
9-50284	140	9-50769	83	9-59382	8	9-59731	8
9-50285	140	9-50771	83	9-59383	9	9-59740	20
9-50320	141	9-50772	83	9-59384	9	9-59756	20
9-50321	141	9-50773	83	9-59386	10	9-59758	20
9-50460	136	9-50774	83	9-59387	10	9-59891	10
9-50464	136	9-50775	83	9-59389	11	9-59892	10
9-50465	136	9-50801	82	9-59390	11	9-59894	11
9-50475	102	9-51108	143	9-59392	12	9-59895	12
9-50494	111	9-51143	143	9-59393	13	9-59896	11
9-50650	73	9-51148	143	9-59394	6	9-59926	6
9-50651	73	9-51159	143	9-59395	6	9-59932	7
9-50726	75	9-51164	143	9-59396	6	9-59933	7
9-50727	75	9-51168	143	9-59423	27	9-61050	152
9-50728	75	9-51651	102	9-59601	12	9-61828	143
9-50731	82	9-51652	102	9-59602	13	9-61899	20
9-50732	82	9-51653	102	9-59603	12	9-64072	156
9-50733	82	9-51761	133	9-59614	10	9-64073	156
9-50734	82	9-51762	133	9-59615	10	9-64082	156
9-50735	82	9-52001	134	9-59616	11	9-64083	156
9-50736	82	9-52068	134	9-59617	11	9-64085	156
9-50737	82	9-52105	135	9-59618	11	9-64086	156
9-50738	82	9-52152	157	9-59619	11	9-64090	157
9-50739	82	9-52154	157	9-59621	9	9-65013	20
9-50740	82	9-52155	119	9-59622	9	9-65022	18
9-50741	82	9-52156	119	9-59623	9	9-65027	18
9-50742	82	9-52157	119	9-59624	9	9-65030	19
9-50743	82	9-52158	119	9-59625	10	9-65088	19
9-50744	82	9-52165	119	9-59626	10	9-65117	25
9-50748	82	9-52305	134	9-59627	27	9-65119	25
9-50749	82	9-52306	134	9-59629	8	9-65142	18
9-50750	82	9-52311	134	9-59631	8	9-65144	19
9-50751	82	9-52353	135	9-59632	12	9-65165	24
9-50752	82	9-52373	135	9-59633	12	9-65200	17
9-50753	82	9-52382	135	9-59701	12	9-65201	17
9-50754	82	9-52383	135	9-59702	13	9-65202	17
9-50755	82	9-52386	134	9-59703	12	9-65207	21
9-50756	82	9-59154	27	9-59714	10	9-65215	22
9-50757	82	9-59168	9	9-59715	10	9-65216	22
9-50758	83	9-59169	9	9-59716	11	9-65225	17
9-50759	83	9-59200	25	9-59717	11	9-65246	16
9-50760	83	9-59212	25	9-59718	11	9-65247	16
9-50761	83	9-59216	25	9-59719	11	9-65248	16
9-50762	83	9-59236	26	9-59721	9	9-65261	16
9-50763	83	9-59241	25	9-59722	9	9-65272	23
9-50764	83	9-59317	27	9-59723	9	9-65273	23
9-50765	83	9-59320	27	9-59724	9	9-65276	21

Catalog #	Page	Catalog #	Page	Catalog #	Page	Catalog #	Page
9-65278	22	9-66050	156	9-74637	126	34-73945	144
9-65284	25	9-66051	156	9-74749	126	34-77744	144
9-65287	24	9-66053	156	9-74755	126	34-81077	133
9-65333	26	9-66085	156	9-800117	52	34-81079	133
9-65337	26	9-66086	156	9-800303	69, 76, 84	34-82139	133
9-65348	15	9-66196	157	9-800465	105	34-82141	133
9-65349	15	9-66205	156	9-800466	105	34-82174	132
9-65352	16	9-66206	156	9-800467	105	34-82327	132
9-65362	17	9-66207	156	9-800468	105	34-82334	133
9-65377	19	9-66208	156	9-800469	105	34-82372	133
9-65397	22	9-66209	156	9-800470	106	34-82399	132
9-65417	22	9-66210	156	9-82543	132	34-83893	144
9-65427	26	9-66211	156	9-82544	132	34-83899	144
9-65431	27	9-66723	133	9-82563	132	34-83928	144
9-65498	22	9-66724	133	9-92595	125	34-93104	144
9-65499	22	9-66725	133	9-92596	125	34-93338	143
9-65502	22	9-66726	133	9-94813	123	34-93660	144
9-65508	26	9-66728	133	9-94814	123	34-93675	144
9-65514	22	9-66852	156	9-94815	123	34-93840	144
9-65516	7	9-67441	156	9-94816	123	34-93861	144
9-65517	7	9-6757	214	9-94817	123	71-83557	125
9-65522	22	9-68434	127	9-94818	123	71-83563	125
9-65524	22	9-68467	127	9-94819	123	F9-16781	157
9-65550	6	9-68468	127	9-94832	126	F9-18419	157
9-65552	6	9-68492	127	9-94845	126	F9-21196	154
9-65553	6	9-68496	127	9-94848	126	F9-21197	155
9-65554	6	9-68515	127	9-94850	126	F9-21431	153
9-65563	7	9-73572	132	9-94853	126	F9-21757	154
9-65564	7	9-73573	132	9-94854	126	F9-22450	153
9-65565	7	9-73574	132	9-94855	126	F9-22606	154
9-65566	7	9-73575	132	9-94856	126	F9-22612	154
9-65575	6	9-73576	132	9-94857	126	F9-22802	153
9-65576	6	9-73577	132	9-94858	126	F9-22803	153
9-65577	6	9-73579	132	9-94859	126	F9-22804	153
9-65578	6	9-73583	132	9-94880	126	F9-22805	153
9-65584	21	9-73589	132	9-95181	28	F9-3065	32
9-65587	21	9-73634	110	9-95248	28	F9-3066	32
9-65590	21	9-73653	132	9-C1010	47	F9-50234	141
9-65628	26	9-74411	127	9-C1011	47	F9-50235	141
9-65660	22	9-74412	127	28-20521	138	F9-50236	141
9-65763	18	9-74414	127	28-20522	138	F9-50237	141
9-65796	154	9-74433	127	28-71227	140	F9-50238	141
9-65885	16	9-74456	127	28-71234	140	F9-50322	140
9-65903	17	9-74458	127	28-71488	140	F9-50323	140
9-65912	16	9-74459	127	34-73756	133	F9-50329	141
9-65913	17	9-74629	126	34-73825	144	F9-50330	141
9-65920	15	9-74630	126	34-73853	144	F9-50331	141
9-65921	15	9-74633	126	34-73893	144	F9-50332	141
9-66023	126	9-74634	126	34-73895	144	F9-50333	141

Catalog #	Page
<u>F9-50334</u>	<u>141</u>
<u>F9-50335</u>	<u>141</u>
<u>F9-50336</u>	<u>142</u>
<u>F9-50337</u>	<u>142</u>
<u>F9-50338</u>	<u>141</u>
<u>F9-50339</u>	<u>141</u>
<u>F9-50341</u>	<u>142</u>
<u>F9-50342</u>	<u>142</u>
<u>F9-50343</u>	<u>142</u>
<u>F9-50344</u>	<u>142</u>
<u>F9-50345</u>	<u>142</u>
<u>F9-50347</u>	<u>142</u>
<u>F9-50348</u>	<u>142</u>
<u>F9-50349</u>	<u>142</u>
<u>F9-50350</u>	<u>142</u>
<u>F9-50364</u>	<u>142</u>
<u>F9-59126</u>	<u>21</u>
<u>F28-76004</u>	<u>32</u>
<u>F28-76005</u>	<u>32</u>

A		C		E		Saws	125
Abrasive Chop Saw	153	Cart, Utility	20	Electrical Tools	132 - 133	Tools	109 - 128
Accu-Cut™ Pliers	113	Casters	21	Engraver	152	Handi-Cut®	113
Adjustable Wrenches	102	Center Punches	119 - 120	Extension Bars		Hatchets	121
Air Accessories	158 - 159	Chargers		1/2" Drive	84	Heat Gun	152
Air Compressors	157 - 158	Auto Battery	140	1/4" Drive	70	Hex Keys	103 - 104
Air Grinders	162	Cordless Tools	151	3/4" Drive	85	Holders	
Air Jacks	140 - 142	Chests & Carts	4 - 21	3/8" Drive	77	Socket	24
Air Tools	157 - 163	Chisels	120	Impact	88	Tool	28 - 29
Angle Grinders	152, 162	Chop Saw, Abrasive	153	Extension Cords	144	Hone, Cylinder	
Aprons	29	Circular Saws	152	Extractors, Screw	119, 157	Piston & Valve	138
Auto Body Tools	135 - 136	Clamping Table	154	F		Hoses	
Auto-Lock® Pliers	113	Clamps, Bar and "C"	133	Feeler Gauges	139	Air	159
Automotive Tools	137 - 139	Cleaners, Vacuum	145 - 146	Fence Tool	112	Reels	159
Awl, Scratch	122	Cold Chisels	120	Fender Cover	143	Wet/Dry Vacs	145 - 146
B		Combination Square	127	Files, Hand	124	HVAC Sets	53 - 54
Bags, Tool	28 - 29	Compound Miter Saws	153	Filters, Wet/Dry Vacs	145	Hydraulic	
Ball Pein Hammers	121	Compressors		Flashlights	144	Jacks	141 - 142
Band Saws		Air	157 - 158	Floor Jacks	140 - 141	Press	142
Metal Cutting	153	Ring	138	Front End Tools	135 - 139	I	
Wood Cutting	153	Cordless Tool Sets	150	G		Ignition Tools	137
Bar Clamps	133	Cords, Extension	144	Gasket Scrapers	137	Impact	
Bars, Pry	123	Cotter Key Puller	122	Gauges		Driver, Hand	118
Battery		Covers, Fender	143	Feeler	139	Hammer	161
Chargers, Auto	140	Cranes, Floor	142	Stair	128	Sockets	86 - 88
Cordless Tools	151	Creepers	143	Thickness	139	Wrenches	160
Chargers, Cordless Tools	151	Crimpers	132	Vacuum	140	Impact Sockets	86 - 88
Belt/Disc Sander	154	Crowfoot Wrenches	74	Wire	139	Insert Bits	118, 157
Belts, Work	31	Cutters		Glasses, Safety	143	J	
Bench		Accu-Cut™	113	Grease Gun	138	Jacks	
Grinders	154	Air	161	Grinders		Bottle	140 - 141
Power Tools	150 - 152	All Purpose	113	Air	162	Floor	140 - 141
Work	20 - 21	Handi-Cut®	113	Bench	154 - 155	Stands	142
Bits		D		Hand Electric	152	Jigsaws	152
Drill	156 - 157	Dead Blow Hammer	122	Rotary	162	Jointers/Planers	154
Insert	118, 157	Die Grinders	162	Guns		K	
Speed-Lok™	157	Dies	134 - 135	Grease	138	Keys, Hex	103 - 104
Blades		Drawer Dividers	22	Heat	152	Knee Pads	143
Bench/Table Saw	154	Drawer Liners	22	H		Knives	
Hacksaw	125	Drill Bits	156 - 157	Hacksaws	125	Blades	126
Utility Knife	126	Drills		Hammers	121 - 122	Linoleum	126
Body Tools	135 - 136	Air	160	Air	161	Lockback	126
Bolt-Out® Removers	119	Cordless	150	Ball Pein	121	Putty	123
Bottle Jacks	140 - 141	Electric	151	Dead Blow	122	Taping	123
Bowl, Magnetic	137	Presses	155	Engineers	122	Utility	126
Boxes		Drive Tools		Fiberglass	121	L	
Gang	32	1/2" Drive	84	Hammerdrills	160	Leather Goods	29 - 31
Hand	25 - 29	1/4" Drive	69 - 70	Impact	161	Levels	128
Tool	25 - 29	3/4" Drive	85	Plastic Tip	122	Lights	
Truck	32	3/8" Drive	76 - 77	Rubber Mallet	122	Flashlights	144
Brake Tools	137	Impact, Hand	88	Tack	121	Glasses/Frames	143
Brushes	124	Drivers, Nut	118	Hand		Work	144
Bucket Organizer	29			Boxes	25 - 28	Lithium-Ion Tools	150 - 152

Alphabetical Index

Locking Pliers	112 - 113	Wire Twisting	112	Circular	152	Crowfoot	74
Locks, Tool Storage	21	Plumb Bob	128	Cordless	150	Drag Link	83
Long Distance Tool Carts	8	Portable Electrical Tools	150 - 163	Drill	126	Impact	87 - 88
M				Hack	125	Spark Plug	75, 83
Machinist Tool Storage	19	Pouches	23	Hand	125 - 126	Spark Plug Gauges	139
Magnetic Bowl	137	Power & Air Tools	147 - 165	Jab	125	Speeder Discs	69, 75
Magnetic Pick-Up Tools	139	Precision Tools	140	Jig	152	Speed-Lock™	157
Maintenance Equipment	132 - 146	Project Centers	21 - 22	Miter	153	Spray Guns	163
Mallets	122	Protractor, Universal	128	Radial Arm	154	Square	
Measuring Tools	128	Pry Bars	123	Reciprocating	150	Combination	127
Meters	133	Puller		Table	153 - 154	Framing	127
Micro Screwdrivers	117	Seal	137	Scraper, Gasket	137	Stands	
Micrometers	140	Automotive	138	Scrapers, Flex	123	Engine	142
Mirrors	139	Punches	119 - 120	Scratch Awl	122	Jacks	142
Miter Saws	153	R		Screw Extractors	157	Support	153
Motorsports Tool Storage	13	Racks, Socket	24	Screwdriver		Staplers	
N		Radial Arm Saw	154	Bit Sets	118	Air	162 - 163
Nail		Rafter Marking Squares	127	Cabinet Tip	114 - 116	Electric	127
Air Nailers	162 - 163	Rasps	124	Cushion Grip	115	Hand	127
Aprons	29	Ratchet Repair Kits	70, 77, 84, 85	Holder	23	Stationary Power Tools	153 - 155
Electric	127	Ratcheting Wrenches	94, 95, 97, 99	Micro	117	Stethoscope	138
Hand Nailer	127	Ratchets		Offset	117	Storage, Tool	4 - 32
Nails	164 - 165	1/2" Drive	84	Precision	117	Strippers	132
Nipper	112	1/4" Drive	69	Professional	114 - 115	Stud Punch	126
Nut Cracker	138	3/4" Drive	85	Ratcheting	117 - 118	Support Belts	31
Nut Drivers	118	3/8" Drive	76	Robertson™	117	Suspenders	31
O		Air	161	Screw Starters	117	T	
Oil		Reels		Sets	114 - 117	Table Saws	153
Air Tool	159	Air Hose	159	Specialty	117 - 118	Tacker, Hammer	121
Oil Filter Wrench	138	Extension Cords	144	Speed-Driver	117	Tail Pipe Expander	138
Oilers, Air Line	159	Retaining Ring Pliers	136 - 137	TORX®	114 - 117	Tapes, Measuring	128
Organizers, Drawer	22	Riveter		Torque	106	Taps & Dies	134 - 136
P		Hand	126	Screw-Holding Driver	117	Testers	
Paint Sprayers	163	Roller Support Stand	153	Seats, Mechanics	143	Auto	139
Pickle Fork	137	Rolling Wedge Bars	123	Serpentine Belt	138	Battery	140
Pick-Up Tools	139	Rolls, Tool	23	Sets, Tool	See Set Indices	Torque	106
Pinch-Off Tool	137	Romex® Strippers	132	Shears, Air	161	Thermometers	132
Pipe Wrench	102	Rotary Tools	162	Snips	114	Thread Tools	134 - 135
Piston & Valve Tools	138	Routers	152	Socket, Organizers	24	Timing Lights	140
Planer, Bench	154	S		Socket Inserts	75	Tool	
Pliers		Safety Glasses	143	Socket Sets		Apron	29
Auto Lock®	113	Sanders		1/2" Drive	78 - 82	Bags	28 - 29
Brake	137	Air	162	1/4" Drive	65 - 68	Boxes	25 - 28
Fuel Line	137	Belt	162	3/4" Drive	85	Storage	4 - 32
Hose Clamp	137	Belt/Disc	162	3/8" Drive	71 - 74	Tool Sets	See Set Indices
Ignition	137	Detail	162	Impact	86 - 88	Torpedo Levels	128
Linesman	111 - 112	Hand, Electric	162	Mixed Drive	62 - 64	Torque	
Locking	112 - 113	Saws		Socket Wrenches	94	Screwdriver	106
Mini	113	Band, Metal Cut	153	Sockets		Tester	106
Professional	110 - 113	Band, Wood Cut	153	1/2" Drive	82 - 83	Wrenches	105 - 106
Retaining Ring	136 - 137	Bow	125	1/4" Drive	67 - 68	Trade Tools	129 - 146
Sets	110 - 113			3/4" Drive	85	Truck Tool Boxes	32
				3/8" Drive	73-75		

U		Tool Sets		Advanced Auto/Diesel	50
Universal Dial Tester	140	Professional	53	Professional Auto	50
Universal Protractor	128	Pro Modules		Professional Diesel	51
Utility		Module 1 - 300 Pc.	63	Basic Small Engine	51
Carts	20	Module 2 - 198 Pc.	64	Brake/Front End	52
Knife Blades	126	Module 3 - 189 Pc.	65	Basic Field Technician 52 - 53	
Knives	126	Module 4 - 204 Pc.	66	Advanced HVAC	53
V		Module 5 - 106 Pc.	67	Basic Aviation	54
Vacuum Accessories	145 - 146	Module 6 - 89 Pc.	68	Basic HVAC	54
Vacuums	145	Module 7 - 83 Pc.	69	Advanced Aviation	55
Valve & Piston Tools	138	Module 8 - 77 Pc.	70	Basic Industrial Maintenance	
Vises	133	Mechanic's			55
W		521 Pc.	36	Industrial Maintenance 35 - 57	
Wet/Dry Vac Accessories		462 Pc.	36	113 Pc. Metric Accessory	56
	145 - 146	399 Pc.	37	105 Pc. Metric Accessory	56
Wet/Dry Vacs	145	393 Pc.	37	75 Pc. Metric Accessory	57
Wire Brushes	124	338 Pc.	38	Basic Machine	58
Wood Chisels	120	310 Pc.	39		
Work Benches	20	287 Pc.	39		
Worklights	144	266 Pc.	41		
Wrecking Bars	123	265 Pc. - Standard	40		
Wrenches		263 Pc. - Metric	40		
Adjustable	102	254 Pc.	41		
Air	160	246 Pc.	41		
Box End	97 - 98	245 Pc.	63		
Box End, Ratcheting	97	215 Pc.	42		
Combination	89 - 96	214 Pc.	42		
Combination, Full Polish		213 Pc.	43		
	90 - 91	200 Pc.	43		
Combination, Industrial	95	190 Pc.	63		
Combination, Ratcheting		180 Pc.	43		
	94 - 95	170 Pc.	44		
Combination, Stubby	90 - 91	158 Pc.	47		
Cross Force	89	155 Pc.	44		
Crowfoot	74	154 Pc.	44		
Distributor	138	140 Pc. - Standard	45		
Filter	138	140 Pc. - Metric	45		
Flare Nut	101	137 Pc.	62		
Flex Locking	94	136 Pc.	47		
Hex Key	103 - 104	130 Pc.	35		
Ignition	96	122 Pc.	45		
Obstruction	98	117 Pc.	62		
Offset Box End	98	100 Pc.	48		
Open End	100 - 101	96 Pc.	45		
Pipe	102	94 Pc.	35		
Roll-ups & Holders	23	88 Pc. - Standard	46		
Sockets	94	88 Pc. - Metric	46		
Strap	138	83 Pc.	47		
Stubby	90 - 91	79 Pc.	46		
Tappet	101	Educational Sets			
Torque	105 - 106	Basic Auto Body	48		
		Advanced Auto Body	49		
		Basic Auto/Diesel	49		



WARRANTIES YOU CAN TRUST

Craftsman tools work hard because you need them to. All Craftsman tools are backed by comprehensive warranties, and our mechanics hand tools have a Craftsman Hand Tool Full warranty.* Just bring your tools to your authorized Craftsman distributor for repair or replacement. See the warranty section for details about Craftsman world-class product warranties. It's one more reason you can trust any job to Craftsman Tools.



* Warranties vary by product. For full warranty details, see your Craftsman authorized industrial distributor.

CRAFTSMAN®

Craftsman® and Craftsman Professional® are registered trademarks owned by KCD, Inc. LLC.

Danaher Tool Group
14600 York Road, Suite A
Sparks, MD 21152
Phone: 1.800.688.8949
Fax: 1.800.234.0472

For more information
contact your local
Craftsman® Authorized Distributor.

Printed in the USA.
Copyright © 2008 Danaher Corporation.
All rights reserved. 8/08
Form # 89081-46

