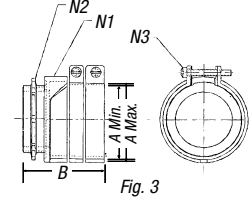
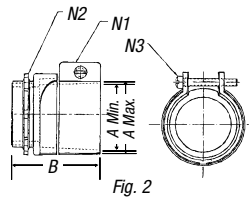
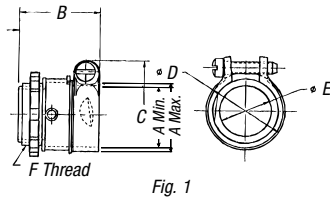


## Armored Cable/Flexible Metallic Conduit Fittings

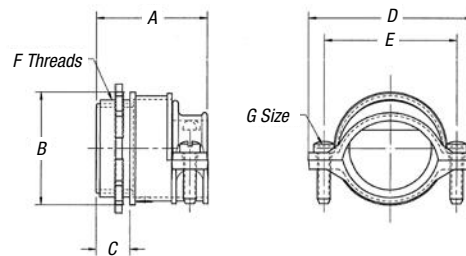
### Straight Squeeze-Type Connectors — Insulated Die-Cast Zinc



CAT. NO.	FIG.	SIZE (IN.)	DIMENSIONS (IN.)			STD. CTN.
			A (MIN.)	A (MAX.)	B	
XC-870	1	½	.74	.92	1.43	250
XC-872	1	¾	.88	1.10	1.59	250
XC-873	2	1	1.10	1.35	1.60	100
XC-874	2	1¼	1.48	1.65	1.91	50
XC-875	2	1½	1.68	2.00	2.12	50
XC-876	3	2	2.12	2.47	2.54	10
XC-877	3	2½	2.71	3.08	2.88	10
XC-878	3	3	3.15	3.60	3.88	5
XC-879	3	3½	3.20	4.03	5.04	1
XC-8710	3	4	3.15	4.25	5.04	1

UL File No. E-17909 — ½"–¾"  
 UL File No. E-23018 — 1¼"  
 CSA File No. LR-12798.

### Squeeze-Type BX Flex Connectors



CAT. NO.	TRADE SIZE (IN.)	DIMENSIONS (IN.)					F THREADS	G SIZE RANGE
		A	B	C	D	E		
XC-201	½	1 <sup>23</sup> / <sub>64</sub>	1 <sup>1</sup> / <sub>64</sub>	1 <sup>1</sup> / <sub>32</sub>	1 <sup>55</sup> / <sub>64</sub>	1 <sup>3</sup> / <sub>8</sub>	½–14NPS	10–24 x 7/8 .40–.95
XC-202	¾	1½	1¼	½	1 <sup>53</sup> / <sub>64</sub>	1 <sup>3</sup> / <sub>8</sub>	¾–14NPS	10–24 x 7/8 .50–1.10
XC-203	1	1¾	1 <sup>23</sup> / <sub>32</sub>	¾	2 <sup>3</sup> / <sub>32</sub>	1 <sup>1</sup> / <sub>8</sub>	1–11 ½NPS	10–24 x 7/8 .62–1.14
XC-204	1¼	1 <sup>7</sup> / <sub>8</sub>	1 <sup>57</sup> / <sub>64</sub>	¾	2 <sup>47</sup> / <sub>64</sub>	2 <sup>1</sup> / <sub>32</sub>	1¼–11 ½NPS	10–24 x 7/8 .50–1.38

All dimensions are approximated to the nearest 1/64".

Conduit & Fittings — Steel City® Commercial Fittings