



3-conductor through terminal block; suitable for Ex e II applications; suitable for Ex i applications

Item No.: 2002-1304



3-conductor through terminal block; suitable for Ex e II applications; suitable for Ex i applications

Marking

RoHS ✓
Compliant

Business data

Supplier	WAGO
Item no.	2002-1304
GTIN / EAN	4017332999243
Content	1
Order amount	100
Customer item number	

Notes

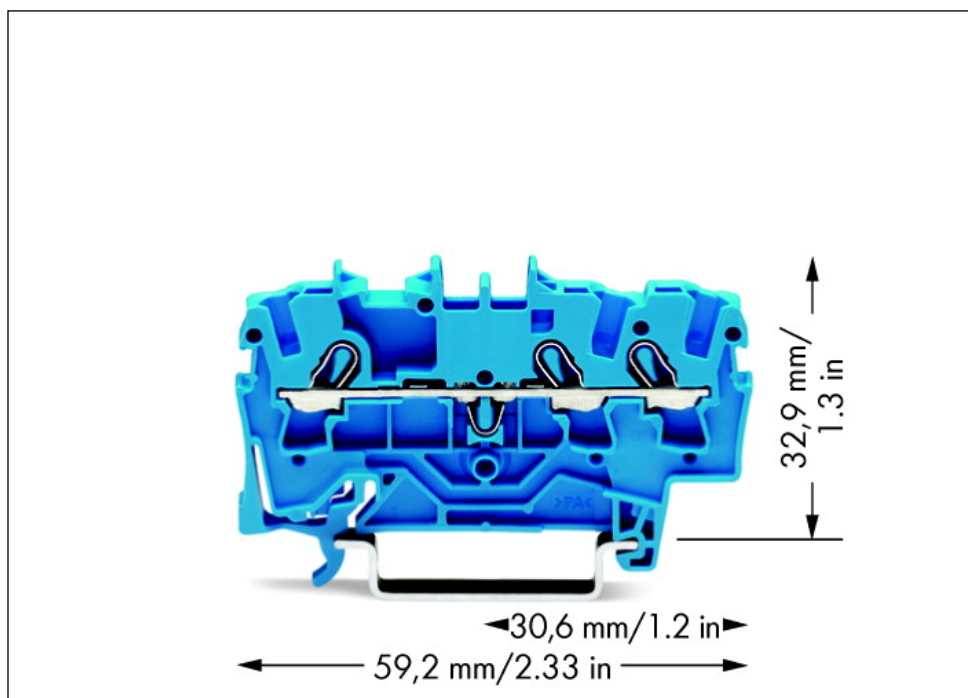

Technical data

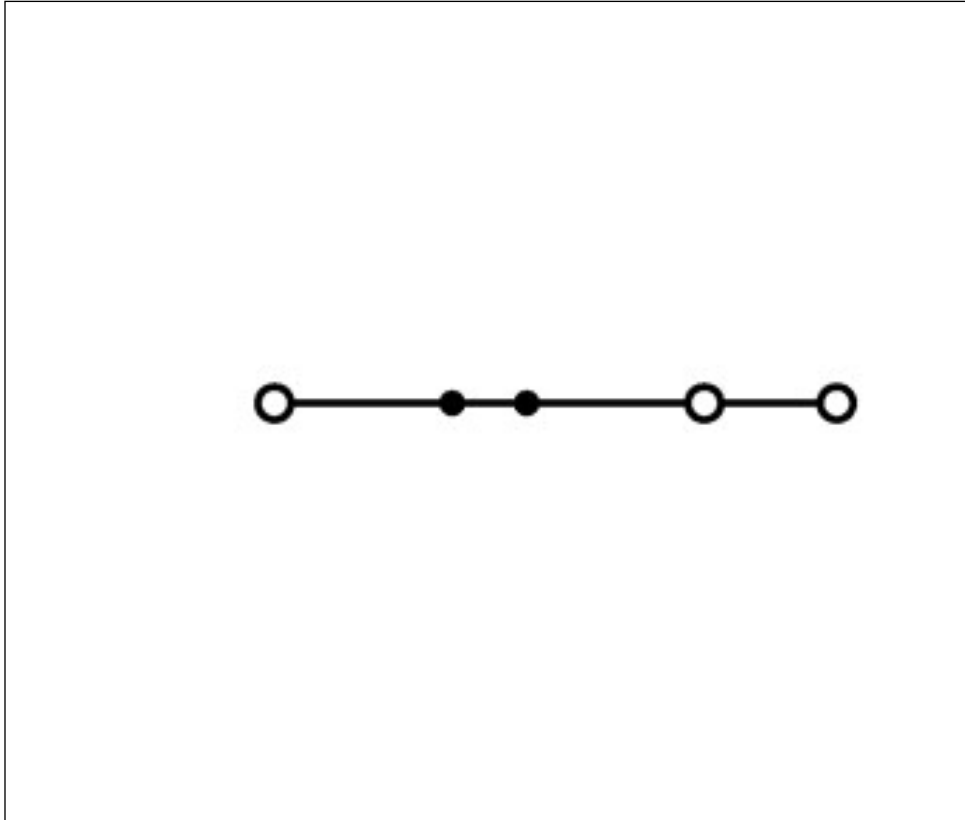
Miscellaneous

Packaging type	BOX
Ratings per	IEC/EN 60947-7-1
Rated voltage (III / 3) [V]	800 [V]
Rated impulse voltage (III / 3) [kV]	8 [kV]
Rated current [A]	24 [A]
Rated current (2) [A]	32 [A]

Technical data	
Rated voltage EN (Ex e II) [V]	550 [V]
Rated current (Ex e II) [A]	22 [A]
Rated current (Ex e II) with jumper [A]	20 [A]
Total number of potentials	1
Type of wiring	Front-entry wiring
Number of levels	1
Connection technology	Push-in CAGE CLAMP®
Number of connection points (connection type)	3
Actuation type	Operating tool
Connectable conductor materials	Copper
Nominal cross section	2.5 mm ²
Solid conductor	0.25 ... 4 mm ² / 22 ... 12 AWG
Solid conductor, push-in termination	0.75 ... 4 mm ² / 18 ... 12 AWG
Fine-stranded conductor	0.25 ... 4 mm ² / 22 ... 12 AWG
Fine-stranded conductor with ferrule, push-in termination, f	0.75 mm ² / 18 AWG
Strip length	10 ... 12 mm / 0.39 ... 0.47 Inch
Width	5.2 mm / 0.205 Inch
Height from upper-edge of DIN-35 rail	32.9 mm / 1.295 Inch
Depth	59.2 mm / 2.33 Inch
Design	horizontal
Type of mounting	Carrier rail 35 x 15
Total number of connection points	3
Marking level	Center/side marking
Color	blue
Insulating material	Polyamide 66 (PA 66)
Fire load [MJ]	0.104 [MJ]
RoHS Conformity	1
Weight [g]	6.2 [g]

Images & drawings





Address

WAGO Kontakttechnik GmbH & Co. KG

Hansastr. 27

32423 Minden

Telefon: 0571/887-0

Fax: 0571/887-169

<http://www.wago.com>

© WAGO Kontakttechnik GmbH & Co. KG

Technische Änderungen und Irrtümer vorbehalten.