




**2-conductor fuse disconnect terminal block with pivoting fuse holder; for 5 x 20 mm miniature metric fuse; 230 V; with blown fuse indication by LED**

Item No.: 2002-1611/1000-836



2-conductor fuse disconnect terminal block with pivoting fuse holder; for 5 x 20 mm miniature metric fuse; 230 V; with blown fuse indication by LED

## Marking

RoHS ✓  
Compliant

## Business data

Supplier	WAGO
Item no.	2002-1611/1000-836
GTIN / EAN	4045454790042
Content	1
Order amount	50
Customer item number	

## Notes

Safety information 1: Electrical ratings are given by the fuse and blown fuse indication.


## Technical data

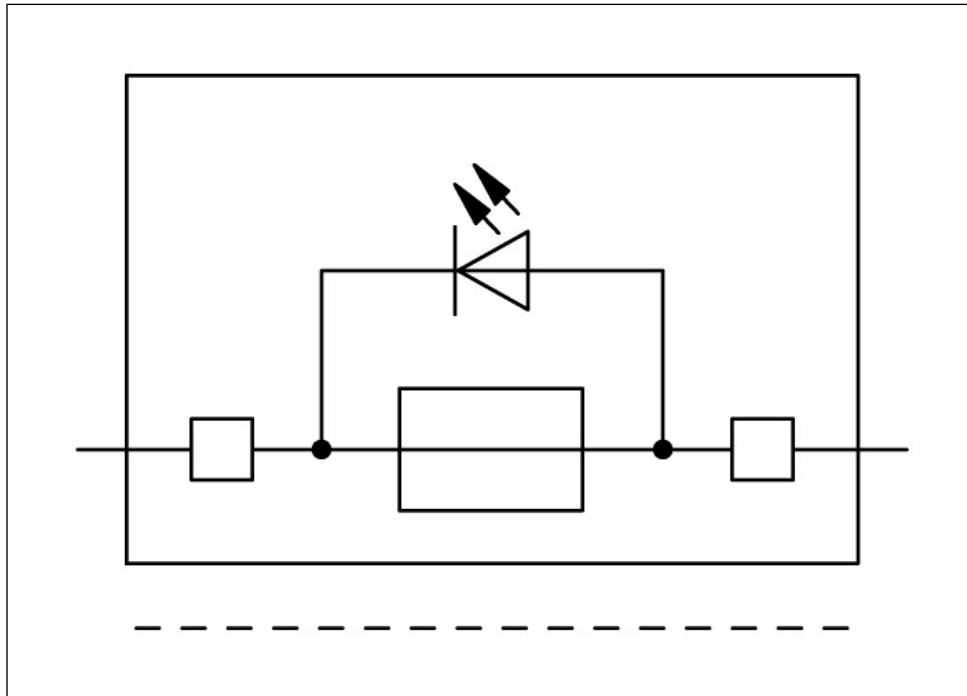
### Miscellaneous

Safety information 2	Leakage current in case of blown fuse: LED 2mA
Packaging type	BOX
Ratings per	IEC/EN 60947-7-3
Rated voltage (III / 3) [V]	250 [V]

<b>Technical data</b>	
<i>Rated impulse voltage (III / 3) [kV]</i>	<i>6 [kV]</i>
<i>Rated current [A]</i>	<i>6.3 [A]</i>
<i>Legend (ratings)</i>	<i>(III / 3) Overvoltage category III / Pollution degree 3</i>
<i>Type of wiring</i>	<i>Front-entry wiring</i>
<i>Total number of connection points</i>	<i>2</i>
<i>Total number of potentials</i>	<i>1</i>
<i>Number of levels</i>	<i>1</i>
<i>Connection technology</i>	<i>Push-in CAGE CLAMP®</i>
<i>Number of connection points (connection type)</i>	<i>2</i>
<i>Actuation type</i>	<i>Push-in</i>
<i>Connectable conductor materials</i>	<i>Copper</i>
<i>Nominal cross section</i>	<i>2.5 mm<sup>2</sup></i>
<i>Solid conductor</i>	<i>0.25 ... 4 mm<sup>2</sup> / 22 ... 12 AWG</i>
<i>Solid conductor, push-in termination</i>	<i>0.75 ... 4 mm<sup>2</sup> / 18 ... 12 AWG</i>
<i>Fine-stranded conductor</i>	<i>0.25 ... 4 mm<sup>2</sup> / 22 ... 12 AWG</i>
<i>Fine-stranded conductor with ferrule, push-in termination, f</i>	<i>0.75 mm<sup>2</sup> / 18 AWG</i>
<i>Strip length</i>	<i>10 ... 12 mm / 0.39 ... 0.47 Inch</i>
<i>Width</i>	<i>6.2 mm / 0.244 Inch</i>
<i>Height from upper-edge of DIN-35 rail</i>	<i>57.2 mm / 2.252 Inch</i>
<i>Depth</i>	<i>66.1 mm / 2.602 Inch</i>
<i>Design</i>	<i>horizontal</i>
<i>Type of mounting</i>	<i>Carrier rail 35 x 15</i>
<i>Marking level</i>	<i>Center/side marking</i>
<i>Color</i>	<i>gray</i>
<i>Insulating material</i>	<i>Polyamide 66 (PA 66)</i>
<i>Fire load [MJ]</i>	<i>0.287 [MJ]</i>
<i>Weight [g]</i>	<i>13.65 [g]</i>

Images & drawings





#### Address

WAGO Kontakttechnik GmbH & Co. KG

Hansastr. 27

32423 Minden

Telefon: 0571/887-0

Fax: 0571/887-169

<http://www.wago.com>

© WAGO Kontakttechnik GmbH & Co. KG

Technische Änderungen und Irrtümer vorbehalten.