


Hose and Cable Protection Systems



TrukTrak[®] • TredTrak[®] • AccessTrak[®] • ProTrak[™] • FloorTrak[®]

Hubbell Safety Solutions



Hubbell TrukTrak® non-metallic cable protectors are designed to safeguard electrical cables and cords from vehicle and pedestrian traffic. The TrukTrak interlocking system comes in two, three and five channel sizes and will protect cables up to 3.25 inches (82.6mm) in diameter. It is ideal for the industrial environment where it is necessary to support heavy trucks and fork lifts.




TredTrak® non-metallic cable protectors can also be interlocked to protect cables and cords of any length. The TredTrak system is a five channel modular cable protection system that will protect cable diameters up to 1.28 inches (32.5mm). It is designed to support pedestrian and light vehicle traffic in public, institutional and commercial applications. The Hubbell modular cable protection line also permits compliance with NEC® requirements (Article 525) for insulating electrical cables and cord at carnivals, amusement parks, convention centers and similar public areas.



The AccessTrak® ramping system is a modular cable protection product that enables users to be ADAAG (American Disabilities Act Accessibility Guidelines) compliant and limits the exposure of cables and hoses to people and light vehicles passing over those cables and hoses. AccessTrak is an expandable five channel system that will protect cable and hose diameters up to 1.31 inches (33.0mm). For applications requiring more than five channels, AccessTrak can be expanded by width. In addition, AccessTrak is interlocking and expandable by length to protect cables and hoses of any length. The AccessTrak ramping system provides a safe, flexible means of protecting cables and hoses in areas requiring ADA compliance.




ProTrak™ non-metallic single channel cable protectors are suitable for lightweight vehicle and pedestrian traffic. Available in both black and yellow. The drop over PROTRK115 series can accommodate up to 0.75 inches (19.0mm), while the PROTRK140 can handle up to 1.50 inches (38.1mm). The hinged covered PROTRK1225 series can accommodate up to 0.75 inches (19.0mm). A unique tread surface provides maximum traction. ProTrak™ cable protectors can be interlocked as a single color run or as a yellow and black run.



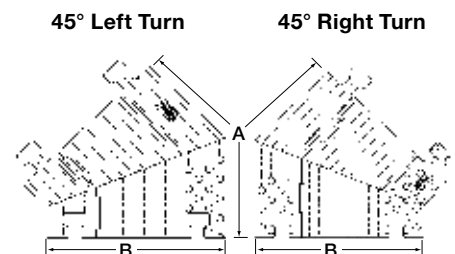
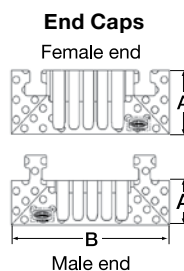
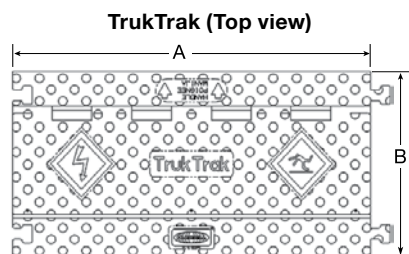
FloorTrak® is a flexible, non-metallic cover for cables that run over the floor when portable cords and cables cannot be concealed or routed away from traffic patterns. FloorTrak protects, organizes and reduces trip hazards. Four different sizes mean it will handle cables of up to 1.25 inches (31.8mm) in diameter. FT2, FT3 and FT4 are available in five PVC colors to blend with the various decors. FT10 is available in black and yellow colors only. The F10 Heavy Duty FloorTrak is ideal for applications such as industrial work areas, food processing plants and abusive areas where cable management is necessary.



- High density polyurethane construction supports heavy loads and is weather resistant
- Modular interlocking design for easy installation, breakdown and storage
- Safety surface pattern reduces slipping and skidding
- High visibility safety blue and yellow colors



TrukTrak® Systems	Trak			Channel			Catalog Number
	A	B	C	D	E	Weight	
Description	Length Inches (mm)	Width Inches (mm)	Height Inches (mm)	Width Inches (mm)	Height Inches (mm)	lbs. (kg)	
5 Channel TrukTrak®, blue and yellow.	36.0" (914)	20" (508)	2.31" (58.7)	1.25" (31.8)	1.25" (31.8)	30.60 (13.9)	HBLTT5B
5 Channel TrukTrak® end caps (pair only), yellow.	7.50" (190)	20" (508)	2.31" (58.7)	1.25" (31.8)	1.25" (31.8)	8.55 (3.9)	HBLTT5ECB (Female end)
	5.25" (133)	20" (508)	2.31" (58.7)	1.25" (31.8)	1.25" (31.8)	8.55 (3.9)	(Male end)
5 Channel 45° right turn TrukTrak®, blue and yellow.	25.0" (635)	20" (508)	2.31" (58.7)	1.25" (31.8)	1.25" (31.8)	15.35 (7.0)	HBLTT545RB
5 Channel 45° left turn TrukTrak®, blue and yellow.	25.0" (635)	20" (508)	2.31" (58.7)	1.25" (31.8)	1.25" (31.8)	14.45 (6.6)	HBLTT545LB
3 Channel TrukTrak®, blue and yellow.	36.0" (914)	20" (508)	3.05" (77.5)	2.25" (57.2)	2.25" (57.2)	30.85 (14.0)	HBLTT3B
3 Channel TrukTrak® end caps (pair only), yellow.	8.25" (209)	20" (508)	3.05" (77.5)	2.25" (57.2)	2.25" (57.2)	10.25 (4.6)	HBLTT3ECB (Female end)
	6.38" (162)	20" (508)	3.05" (77.5)	2.25" (57.2)	2.25" (57.2)	10.25 (4.6)	(Male end)
2 Channel TrukTrak®, blue and yellow.	36.0" (914)	22" (559)	4.13" (104.9)	3.25" (82.6)	3.25" (82.6)	41.00 (18.6)	HBLTT2B



Load Capacity

No. of Channels	Test Fixture Footprint Inches (mm)	Measured Load lbs. (N) +/- 20%	
		70°F (21°C)	120°F (49°C)
5	6.9" x 17.3" (175 X 439)	20,150 (89,627)	9,200 (40,921)
3	6.9" x 17.3" (175 X 439)	14,210 (63,206)	4,653 (20,696)
2	6.9" x 17.3" (175 X 439)	10,880 (48,394)	2,095 (9,318)

Note: Tire load rating shown. Double for axle rating.




TredTrak® Systems

Improves Pedestrian Safety by Decreasing Risk of Tripping



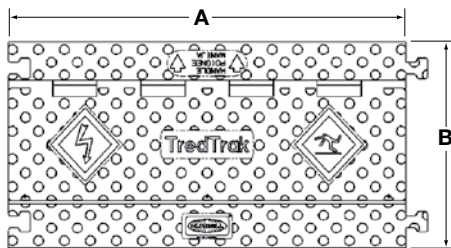
- High density polyurethane construction supports heavy loads and is weather resistant
- Modular interlocking design for easy installation, breakdown and storage
- Safety surface pattern reduces slipping and skidding
- High visibility safety yellow and blue colors



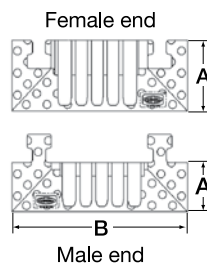
TredTrak® Systems

Description	Trak			Channel			Catalog Number
	Length Inches (mm)	Width Inches (mm)	Height Inches (mm)	Width Inches (mm)	Height Inches (mm)	Weight lbs. (kg)	
5 Channel TredTrak®, blue and yellow.	36.0" (914)	17.5" (445)	1.95" (50)	1.30" (33)	1.30" (33)	21.15 (9.6)	HBLTRED5B
5 Channel TredTrak® end caps (pair only), yellow.	5.75" (146)	17.5" (445)	1.95" (50)	1.30" (33)	1.30" (33)	6.40 (2.9)	HBLTRED5ECB (Female end)
	5.75" (146)	17.5" (445)	1.95" (50)	1.30" (33)	1.30" (33)	6.40 (2.9)	HBLTRED5ECFB (Male end)
5 Channel TredTrak® female end caps (2 females), yellow.	5.75" (146)	17.5" (445)	1.95" (50)	1.30" (33)	1.30" (33)	6.40 (2.9)	HBLTRED5ECFB
5 Channel "X" fitting, blue and yellow.	17.5" (445)	17.5" (445)	1.95" (50)	1.30" (33)	1.30" (33)	14.25 (6.5)	HBLTRED5XB
5 Channel "Y" fitting, blue and yellow.	17.5" (445)	17.5" (445)	1.95" (50)	1.30" (33)	1.30" (33)	13.95 (6.3)	HBLTRED5YB

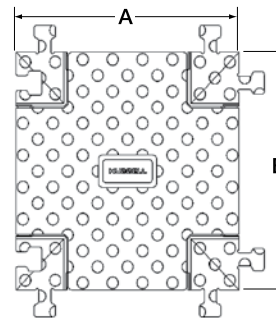
TredTrak (Top view)



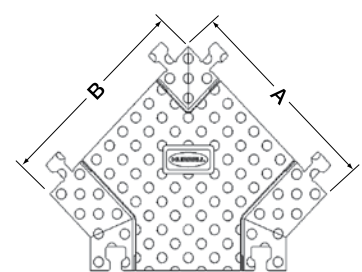
End Caps



"X" Fitting



"Y" Fitting



TredTrak (Side view)



Load Capacity

Product	Test Fixture Footprint Inches (mm)	Measured Load lbs. (N) +/- 20%	
		70°F (21°C)	120°F (49°C)
TredTrak	6.9" x 17.3" (175 X 439)	10,500 (46,700)	6,500 (28,900)
"X" Fitting	6.9" x 17.3" (175 X 439)	2,900 (12,900)	2,300 (10,230)
"Y" Fitting	6.9" x 17.3" (175 X 439)	2,900 (12,900)	2,300 (10,230)

Note: Tire load rating shown. Double for axle rating.



- This interlocking system provides a safe, flexible means of protecting cables and hoses in areas requiring ADA compliance
- High density polyurethane construction
- AccessTrak is an expandable five channel system that expands by length or width
- High visibility safety symbols on blue and gray colors



AccessTrak Expanded by Length



AccessTrak Expanded by Width

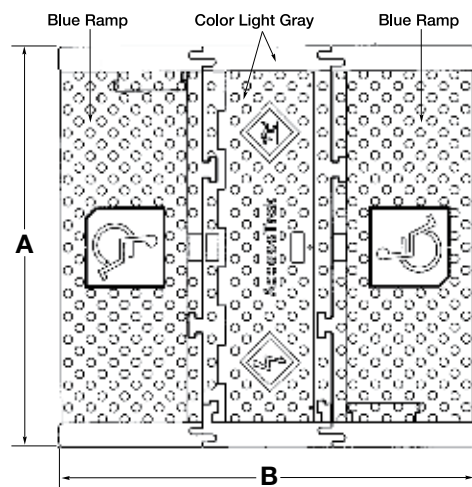


AccessTrak® Systems	Trak			Channel			Catalog Number
	Length Inches (mm)	Width Inches (mm)	Height Inches (mm)	Width Inches (mm)	Height Inches (mm)	Weight lbs. (kg)	
5 Channel AccessTrak® kit*, blue and gray.	41.06" (1043.0)	42.90" (1090.0)	4.00" (102.0)	1.34" (34.0)	1.31" (33.0)	73.65 (33.41)	HBLAT5KITA
5 Channel AccessTrak® trough, blue and gray.	36.00" (914.0)	13.34" (339.0)	1.94" (49.0)	1.34" (34.0)	1.31" (33.0)	22.35 (10.14)	HBLAT5A
AccessTrak® trough end rails (set), gray.	2.50" (63.0)	13.28" (337.0)	4.00" (102.0)	—	—	6.95 (3.15)	HBLAT5ERA
AccessTrak® ramps (set), blue.	36.00" (914.0)	14.50" (368.0)	1.94" (49.0)	—	—	29.90 (13.56)	HBLAT5RAMPA
AccessTrak® ramp end rails (set), gray.	2.50" (63.5)	14.75" (375.0)	4.00" (102.0)	—	—	8.05 (3.65)	HBLAT5RAMPERA

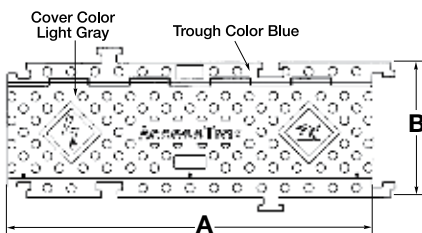
Note: *Consists of (1) HBLAT5A; (1 set) HBLAT5ERA; (1 set) HBLAT5RAMPA; (2 sets) HBLAT5RAMPERA.

Assembled Kit

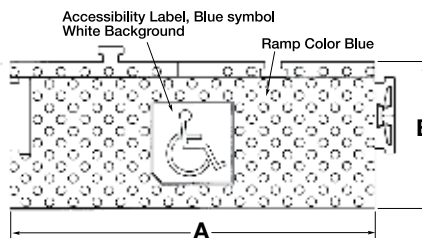
Accessibility label, blue symbol, white background




Trough (top view)



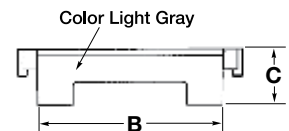
Ramp (top view)



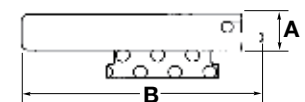
Trough (side view)



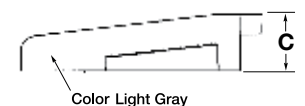
Trough End Rails (side view)



Ramp End Rails (top view)



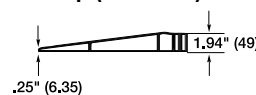
Ramp End Rails (side view)



Load Capacity

Test Fixture Footprint Inches (mm)	Measured Load lbs. (N) +/- 20%	
	70°F (21°C)	120°F (49°C)
7" x 7" (178 x 178)	10,000 (44,480)	8,000 (35,584)

Ramp (side view)





- High density polyurethane construction supports heavy loads and is weather resistant
- Modular interlocking design for easy installation, breakdown and storage
- Safety surface pattern reduces slipping and skidding
- High visibility safety yellow and black
- Anti-slip pad kits available

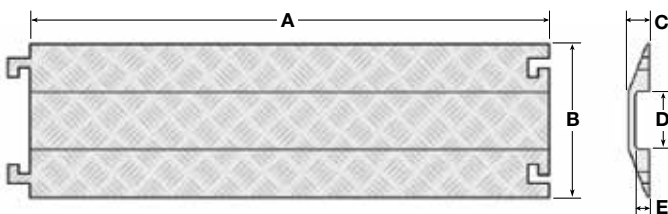


ProTrak™ Systems

Description	Trak			Channel			Catalog Number
	A Length Inches (mm)	B Width Inches (mm)	C Height Inches (mm)	D Width Inches (mm)	E Height Inches (mm)	Weight lbs. (kg)	
1 Channel, drop over, yellow	36.0" (914)	5.25" (133)	.75" (19.0)	1.50" (38.1)	.50" (12.7)	3.00 (1.40)	PROTRK115Y
1 Channel, drop over, black	36.0" (914)	5.25" (133)	.75" (19.0)	1.50" (38.1)	.50" (12.7)	3.00 (1.40)	PROTRK115BK
1 Channel, drop over, yellow	36.0" (914)	10.75" (273)	1.50" (38.1)	4.00" (101.6)	1.00" (25.4)	8.00 (3.60)	PROTRK140Y
1 Channel, drop over, black	36.0" (914)	10.75" (273)	1.50" (38.1)	4.00" (101.6)	1.00" (25.4)	8.00 (3.60)	PROTRK140BK
1 Channel, hinged cover, yellow	36.0" (914)	10.81" (274)	1.25" (31.8)	2.25" (57.2)	.75" (19.0)	7.80 (3.54)	PROTRK1225Y
1 Channel, hinged cover, black	36.0" (914)	10.81" (274)	1.25" (31.8)	2.25" (57.2)	.75" (19.0)	7.80 (3.54)	PROTRK1225BK

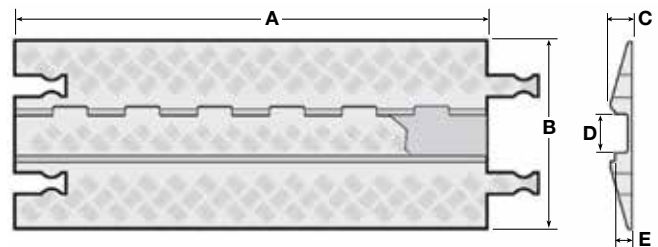
PROTRK115 & PROTRK140 Series (Top view)

(Side view)



PROTRK1225 Series (Top view)

(Side view)



Load Capacity

Product	Test Fixture Footprint Inches (mm)	Measured Load lbs. (N) +/- 20% 70°F (21°C)
PROTRK115	6.9" x 17.3" (175 X 439)	10,500 (46,700)
PROTRK140	6.9" x 17.3" (175 X 439)	10,500 (46,700)
PROTRK1225	6.9" x 17.3" (175 X 439)	13,000 (5,896)

Note: Tire load rating shown. Double for axle rating.

Accessories

ProTrak Series	Anti-Slip Pad Kits*
PROTRK115	PROTRK1ASPK
PROTRK140	PROTRK2ASPK
PROTRK1225	PROTRK3ASPK

*One kit per section



FloorTrak® Floor Cable Cover

For Pedestrian Traffic in Office and Public Areas



- Flexible and rigid PVC material
- Protects and reduces trip hazards
- Available in four different sizes and five PVC colors to blend with the various decors
- Withstands temperatures of 0°F to +120°F (-18°C to +49°C)

FT2BK10

FT3BK5

FT4BK5

FT10BK5



FloorTrak® 2*

Color	Length Feet (meters)	Catalog Number
Black	10.0' (3.05)	FT2BK10
Brown	10.0' (3.05)	FT2BR10
Beige	10.0' (3.05)	FT2BG10
Gray	10.0' (3.05)	FT2GY10
Yellow	10.0' (3.05)	FT2Y10



FloorTrak® 4

Color	Length Feet (meters)	Catalog Number
Black	5.0' (1.52)	FT4BK5
Black	25.0' (7.62)	FT4BK25
Gray	25.0' (7.62)	FT4GY25
Yellow	5.0' (1.52)	FT4Y5
Yellow	25.0' (7.62)	FT4Y25



FloorTrak® 3*

Color	Length Feet (meters)	Catalog Number
Black	5.0' (1.52)	FT3BK5
Black	25.0' (7.62)	FT3BK25
Brown	5.0' (1.52)	FT3BR5
Brown	25.0' (7.62)	FT3BR25
Beige	5.0' (1.52)	FT3BG5
Beige	25.0' (7.62)	FT3BG25
Gray	5.0' (1.52)	FT3GY5
Gray	25.0' (7.62)	FT3GY25
Yellow	5.0' (1.52)	FT3Y5
Yellow	25.0' (7.62)	FT3Y25



FloorTrak® 10 (Heavy Duty)

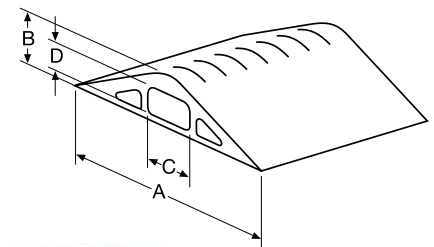
Color	Length Feet (meters)	Catalog Number
Black	3.0' (.914)	FT10BK3
Black	5.0' (1.52)	FT10BK5
Yellow	3.0' (.914)	FT10Y3
Yellow	5.0' (1.52)	FT10Y5



*ADA Compliant Section 4.5.2

Dimensions

FloorTrak®	FT2 in. (mm)	FT3 in. (mm)	FT4 in. (mm)	FT10 (Heavy Duty) in. (mm)
Width (A)	2.75" (69.9)	3.00" (76.2)	3.25" (82.6)	5.6" (142.24)
Height (B)	.53" (13.5)	.75" (19.1)	1.10" (27.9)	1.7" (43.18)
Center Hole (Cx)D)	.60" x .31" (15.2) x (7.9)	.75" x .50" (19.1) x (12.7)	1.21" x .75" (30.7) x (19.1)	1.81" x 1.25" (45.98 x 31.75)



Accessories

Description	Catalog Number
1" Wide, 75' Roll Double-Sided Adhesive Tape.	FTT1
2" Wide, 75' Roll Double-Sided Adhesive Tape.	FTT2



HUBBELL® Online Tools



Safety eTour



This interactive, virtual tour of a plant takes allows visitors to explore this virtual industrial facility and see the many Hubbell safety solutions that are employed in areas like shipping, plating, molding, automated assembly, manual assembly and maintenance.



Area



Product Page

Selector Apps

Use the New Hubbell Twist-Lock® and Kellems® Apps



Download them today!



Literature Support

Hubbell offers an extensive literature library for product support. Downloadable PDFs are available online at www.hubbell-wiring.com



Insulgrip®
Wiring Devices




Hubbell Watertight
Wiring Devices



Hubbell Safety
Guide



GFCI Receptacles



Temporary Lighting

HUBBELL®
Wiring Device-Kellems

www.hubbell-wiring.com

