




Table of Contents



Nylon Wallplates



Snap-On Wallplates



While-In-Use Weatherproof Covers



Product	Page	Product	Page
Features and Benefits	O-2	Pre-Marked "ISOLATED GROUND" or "COMPUTER ONLY" Wallplates	O-18
Snap-On Wallplates	O-4	Security Wallplates	O-19
Toggle Switch Wallplates	O-5	Accessories and Selection Charts	O-20
Duplex and Single Receptacle Wallplates	O-6	Weatherproof Plates for Receptacles	O-21
Single Receptacle Wallplates	O-7	Weatherproof Plates for Receptacles and Switches	O-22
Blank Wallplates	O-8	Weatherproof Covers for Flanged Devices	O-23
Decorator Wallplates	O-9	Weatherproof Switch Plates, Covers and Locking Covers	O-24
347 Volt Wallplates	O-10	Heavy Duty Weatherproof Covers	O-25
Combination Wallplates, 2-Gang	O-11	Metallic EXTRA DUTY® While-In-Use Covers	O-26
Combination Wallplates, 3-Gang	O-13	Non-Metallic While-In-Use Covers	O-27
Combination Wallplates, 4 and 5-Gang	O-14	Weatherproof Covers	O-28
Wallplate Specifications	O-14	Screws and Accessories	O-29
Telephone and Coaxial Outlet Plates	O-15	Wallplate Dimensions	O-30
Jumbo, Metal Wallplates	O-16	Custom Metal Wallplates	O-31
Pre-Marked "EMERGENCY" and Barrel Key Switch Wallplates	O-17	Configuration Chart	O-32




Features and Benefits

Nylon Wallplates

Our line of nylon wallplates features larger standard sized wallplates to provide extra coverage to hide rough box opening, improved aesthetics, greater strength, impact resistance, along with excellent cleanability in all different types of environments.

- Standard size is 1/8 inch larger to give you extra coverage to hide rough box openings. Also available in mid-size, jumbo and pre-marked
- Curved corners for improved aesthetics, for use in any application
- Reinforcement ribs for extra strength
- Captive screw feature holds mounting screw in place for quick and easy installation
- High-impact, self-extinguishing nylon material, which is virtually unbreakable
- Smooth, easy to clean finish is highly resistant to solvents and cleaning solutions, providing long life in the harshest environments



Hubbell's standard sized wallplates are 1/8 inch larger to provide you that extra coverage to hide rough box openings. The depth is 1/4 inch so that it will comfortably fit over the device even on imperfect installations or on retrofit work. See page O-30 for details and dimensions.


Nylon Wallplates



Nylon Pre-Marked Wallplates



Metal Wallplates





Features and Benefits

Stainless Steel Wallplates

Provide solutions for a variety of industrial and commercial applications.

302/304 Type Stainless Steel

Non-magnetic: 18.0% Chromium
8.0% Nickel

- Ideal for highly corrosive environments such as food processing, hospitals, static free requirements and more
- Environments subjected to heavy abuse

430 Type Stainless Steel

Magnetic: 17.0% Chromium
Less than 0.5% Nickel


- Aesthetically identical to the 302/304 type stainless steel wallplates and are best suited for environments where corrosion resistance is less critical
- Standard commercial use

Smooth Solid Brass

- Provides a plush appearance with the durability of metal
- Finish is lacquer coated to inhibit oxidation

Anodized Aluminum

- Non-magnetic and corrosion resistance for a wide range of applications
- Finish is lacquer coated to inhibit oxidation



SS262

(Protective plastic film helps to prevent scratches and damage)



Extra-Duty Metallic While-in-Use Covers

These covers are designed for use whenever protection is required while an outlet is in use. Covers meet or exceed the extra-duty rating per UL 514D, and are NEMA 3R rated.

- Die-cast aluminum construction
- Powder coated “chip resistant” paint corrosion protection
- Unique plug management provision for securing device and cord

2017 National Electrical Code (NEC®) Requirement

406.9 Receptacles in Damp or Wet Locations.

(B) Wet Locations.

(1) 15 and 20 Ampere Receptacles in a Wet Location. 15 and 20 ampere, 125 and 250 volt receptacles installed in a wet location shall have an enclosure that is weatherproof whether or not the attachment plug cap is inserted. An outlet box hood installed for this purpose shall be listed, and shall be identified as “extra-duty.” Other listed products, enclosures, or assemblies providing weatherproof protection that do not utilize an outlet box need not be marked “extra-duty.” All 15 and 20 ampere, 125 and 250 volt nonlocking-type receptacles shall be listed weather-resistant type.

Exception: 15 and 20 ampere, 125 through 250 volt receptacles installed in a wet location and subject to routine high-pressure spray washing shall be permitted to have an enclosure that is weatherproof when the attachment plug is removed.

(2) Other Receptacles. All other receptacles installed in a wet location shall comply with (B)(2)(a) or (B)(2)(b).

(a) A receptacle installed in a wet location, where the product intended to be plugged into it is not attended while in use, shall have an enclosure that is weatherproof with the attachment plug cap inserted or removed.

(b) A receptacle installed in a wet location where the product intended to be plugged into it will be attended while in use (e.g., portable tools) shall have an enclosure that is weatherproof when the attachment plug is removed.

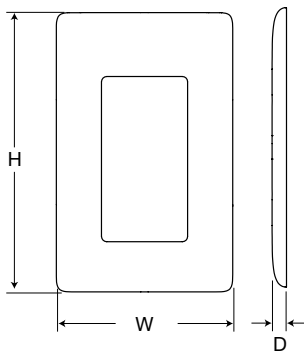


Snap-On Wallplates

- Clean, elegant look
- No visible screws
- Snap-on cover plate completely covers sub-plate eliminating dirt build-up around the edges
- Snap-on cover plate hides any paint or scratches on sub-plate caused during installation
- Appearance is consistent with other Hubbell wallplates
- Meets UL and CSA standards











Snap-On Cover Plate



Gang	Height (H)	Width (W)	Depth (D)
1	4.75" (120.6)	3.00" (76.2)	.25" (6.35)
2	4.75" (120.6)	4.81" (122.2)	.25" (6.35)
3	4.75" (120.6)	6.62" (168.2)	.25" (6.35)
4	4.75" (120.6)	8.44" (214.3)	.25" (6.35)

Snap-On Wallplates










Description	Color	Decorator Catalog Number	Toggle Catalog Number
1-Gang, 1-Decorator 	Ivory Light Almond White	NPS261 NPS261LA NPS261W	NPS11 NPS11LA NPS11W
1-Gang, 1-Toggle 			
2-Gang, 2-Decorator 	Ivory Light Almond White	NPS2621 NPS2621LA NPS2621W	NPS21 NPS21LA NPS21W
2-Gang, 2-Toggle 			
3-Gang, 3-Decorator 	Ivory Light Almond White	NPS2631 NPS2631LA NPS2631W	NPS31 NPS31LA NPS31W
3-Gang, 3-Toggle 			
4-Gang, 4-Decorator 	Ivory Light Almond White	NPS2641 NPS2641LA NPS2641W	- - -
1-Gang, 1-Duplex 	Ivory Light Almond White	NPS81 NPS81LA NPS81W	- - -

Dimensions in Inches (mm)

Wallplates and Covers



Toggle Switch Wallplates

Description	Color	Nylon Standard	Nylon Mid-Size	Nylon Jumbo	Material	Metal Catalog Number
 1-Gang, 1-Toggle	Almond	NP1AL	NPJ1AL	-	Aluminum	SA1
	Black	NP1BK	NPJ1BK	-	Brass	SB1
	Brown	NP1	NPJ1	-	Brass Plated	SBP1
	Gray	NP1GY	NPJ1GY	-	Chrome	SCH1
	Ivory	NP1I	NPJ1I	NPJJ1I	S/S 302/304	SS1
	Light Almond	NP1LA	NPJ1LA	NPJJ1LA	S/S 430	SS1L
	Office White	NP1OW	NPJ1OW	-	Steel, Almond	SP1AL*
	Red	NP1R	NPJ1R	-	Steel, Gray	SP1G*
	White	NP1W	NPJ1W	NPJJ1W		
 2-Gang, 2-Toggle	Almond	NP2AL	NPJ2AL	-	Aluminum	SA2
	Black	NP2BK	NPJ2BK	-	Brass	SB2
	Brown	NP2	NPJ2	-	Brass Plated	SBP2
	Gray	NP2GY	NPJ2GY	-	Chrome	SCH2
	Ivory	NP2I	NPJ2I	NPJJ2I	S/S 302/304	SS2
	Light Almond	NP2LA	NPJ2LA	NPJJ2LA	S/S 430	SS2L
	Office White	NP2OW	NPJ2OW	-	Steel, Almond	SP2AL*
	Red	NP2R	NPJ2R	-	Steel, Gray	SP2G*
	White	NP2W	NPJ2W	NPJJ2W		
 3-Gang, 3-Toggle	Almond	NP3AL	NPJ3AL	-	Aluminum	①
	Black	NP3BK	NPJ3BK	-	Brass	SB3
	Brown	NP3	NPJ3	-	Brass Plated	SBP3
	Gray	NP3GY	NPJ3GY	-	Chrome	SCH3
	Ivory	NP3I	NPJ3I	-	S/S 302/304	SS3
	Light Almond	NP3LA	NPJ3LA	-	S/S 430	SS3L
	Office White	NP3OW	NPJ3OW	-	Steel, Almond	SP3AL*
	Red	-	NPJ3R	-		
	White	NP3W	NPJ3W	-		
 4-Gang, 4-Toggle	Black	NP4BK	NPJ4BK	-	Aluminum	①
	Brown	NP4	NPJ4	-	Brass	SB4
	Gray	NP4GY	NPJ4GY	-	Brass Plated	SBP4
	Ivory	NP4I	NPJ4I	-	Chrome	①
	Light Almond	NP4LA	NPJ4LA	-	S/S 302/304	SS4
	Office White	NP4OW	NPJ4OW	-	S/S 430	SS4L
	White	NP4W	NPJ4W	-	Steel, Almond	SP4AL*
 5-Gang, 5-Toggle	Black	NP5BK	-	-	Aluminum	①
	Brown	NP5	-	-	Brass	SB5
	Gray	NP5GY	-	-	Brass Plated	①
	Ivory	NP5I	-	-	Chrome	①
	Light Almond	NP5LA	-	-	S/S 302/304	SS5
	White	NP5W	-	-	S/S 430	-
					Steel, Almond	SP5AL*
 6-Gang, 6-Toggle	Brown	NP6	-	-	Aluminum	①
	Gray	NP6GY	-	-	Brass	SB6
	Ivory	NP6I	-	-	Brass Plated	①
	Light Almond	NP6LA	-	-	Chrome	①
	White	NP6W	-	-	S/S 302/304	SS6
					S/S 430	-
					Steel, Almond	SP6AL*
 7-Gang, 7-Toggle	Brown	-	-	-	Aluminum	①
	Gray	-	-	-	Brass	①
	Ivory	-	-	-	Brass Plated	①
	Light Almond	-	-	-	Chrome	①
	White	-	-	-	S/S 302/304	SS607
					S/S 430	-
 8-Gang, 8-Toggle	Brown	-	-	-	Aluminum	①
	Gray	-	-	-	Brass	①
	Ivory	-	-	-	Brass Plated	①
	Light Almond	-	-	-	Chrome	①
	White	-	-	-	S/S 302/304	SS608
					S/S 430	-
 2-Gang, 1-Toggle	Brown	-	-	-	Aluminum	-
	Gray	-	-	-	Brass	-
	Ivory	-	-	-	Brass Plated	-
	Light Almond	-	-	-	Chrome	-
	White	-	-	-	S/S 302/304	SS740
					S/S 430	-

Note: All nylon wallplates feature pre-inserted captive screws for faster assembly, up to 6-gang.






① Available as a custom wallplate, see pages O-31 to O-34. Consult custom wallplates section for additional openings and combinations.

*Powder coat paint finish.




Dimensions in Inches (mm)



Duplex Receptacle Wallplates

Description	Color	Nylon Standard	Nylon Mid-Size	Nylon Jumbo	Material	Metal Catalog Number	
 1-Gang, 1-Duplex	Almond	NP8AL	NPJ8AL	-	Aluminum	SA8	
	Black	NP8BK	NPJ8BK	-	Brass	SB8	
	Blue	-	NPJ8BL	-	Brass Plated	SBP8	
	Brown	NP8	NPJ8	-	Chrome	SCH8	
	Gray	NP8GY	NPJ8GY	-	S/S 302/304	SS8	
	Ivory	NP8I	NPJ8I	NPJJ8I	S/S 430	SS8L	
	Light Almond	NP8LA	NPJ8LA	NPJJ8LA	Steel, Almond	SP8AL*	
	Office White	NP8OW	NPJ8OW	-	Steel, Gray	SP8G*	
	Orange	NP8OR	-	-			
	Red	NP8R	NPJ8R	-			
	White	NP8W	NPJ8W	NPJJ8W			
	 2-Gang, 2-Duplex	Black	NP82BK	NPJ82BK	-	Aluminum	SA82
		Brown	NP82	NPJ82	-	Brass	SB82
Gray		NP82GY	NPJ82GY	-	Brass Plated	SBP82	
Ivory		NP82I	NPJ82I	-	Chrome	SCH82	
Light Almond		NP82LA	NPJ82LA	-	S/S 302/304	SS82	
Office White		NP82OW	NPJ82OW	-	S/S 430	SS82L	
Orange		NP82OR	-	-	Steel, Almond	SP82AL*	
Red		NP82R	NPJ82R	-	Steel, Gray	SP82G*	
White		NP82W	NPJ82W	-			
 3-Gang, 3-Duplex		Brown	NP83	-	-	Aluminum	⓪
	Ivory	NP83I	-	-	Brass	⓪	
	White	NP83W	-	-	Brass Plated	⓪	
					Chrome	⓪	
 4-Gang, 4-Duplex	Brown	NP84	-	-	S/S 302/304	SS83	
	Ivory	NP84I	-	-	S/S 430	-	
	White	NP84W	-	-	Steel, Almond	SP83AL*	
					Aluminum	⓪	
					Brass	⓪	
					Brass Plated	⓪	
 2-Gang, 1-Duplex	Brown	-	-	-	Chrome	⓪	
	Ivory	-	-	-	S/S 302/304	SS84	
	White	-	-	-	S/S 430	-	
					Brass	-	
					Brass Plated	-	

Single 15/20A Straight Blade or 15A Twist-Lock® Receptacle Wallplates

Description	Color	Nylon Standard	Nylon Mid-Size	Nylon Jumbo	Material	Metal Catalog Number
 1-Gang, 1-Single 1.40 in. (35.6) Dia. Hole	Black	NP7BK	NPJ7BK	-	Aluminum	SA7
	Brown	NP7	NPJ7	-	Brass	SB7
	Gray	NP7GY	NPJ7GY	-	Brass Plated	SBP7
	Ivory	NP7I	NPJ7I	-	Chrome	SCH7
	Light Almond	NP7LA	NPJ7LA	-	S/S 302/304	SS7
	Office White	NP7OW	NPJ7OW	-	S/S 430	SS7L
	Red	NP7R	NPJ7R	-	Steel, Almond	SP7AL*
	White	NP7W	NPJ7W	-	Steel, Gray	SP7G*
 2-Gang, 1-Single 1.40 in. (35.6) Dia. Hole	Brown	-	-	-	Aluminum	-
	Ivory	-	-	-	Brass	-
	White	-	-	-	Brass Plated	-
					Chrome	-
					S/S 302/304	SS747
 2-Gang, 2-Single 1.40 in. (35.6) Dia. Hole	Brown	-	-	-	S/S 430	-
	Ivory	-	-	-	Aluminum	⓪
	White	-	-	-	Brass	⓪
					Brass Plated	⓪
					Chrome	⓪
					S/S 302/304	SS72





Note: All nylon wallplates feature pre-inserted captive screws for faster assembly, up to 6-gang.

⓪Available as a custom wallplate, see pages O-31 to O-34. Consult custom wallplates section for additional openings and combinations.







*Powder coat paint finish.

Dimensions in Inches (mm)

Single 20/30A Twist-Lock® Receptacle Wallplates

Description	Color	Nylon Standard	Nylon Mid-Size	Material	Metal Catalog Number
 1-Gang, 1-Single 1.60 in. (40.6) Dia. Hole	Black	NP720BK	-	Aluminum	SA720
	Brown	NP720	-	Brass	SB720
	Gray	NP720GY	-	Brass Plated	①
	Ivory	NP720I	-	Chrome	①
	Office White	NP720OW	-	S/S 302/304	SS720
	Red	NP720R	-	S/S 430	-
	White	NP720W	-		
 1-Gang, 1-Single 1.74 in. (44.2) Dia. Hole	Brown	-	-	Aluminum	-
	Ivory	-	-	Brass	-
	White	-	-	Brass Plated	-
				Chrome	-
 2-Gang, 1-Single 1.60 in. (40.6) Dia. Hole	Brown	-	-	Aluminum	-
	Ivory	-	-	Brass	-
	White	-	-	Brass Plated	-
				Chrome	-
				S/S 302/304	SS749
 3-Gang, 2-Single 1.60 in. (40.6) Dia. Hole	Brown	-	-	Aluminum	①
	Ivory	-	-	Brass	①
	White	-	-	Brass Plated	①
				Chrome	①
				S/S 302/304	SS320

Single Receptacle Wallplates

Description	Color	Nylon Standard	Nylon Mid-Size	Material	Metal Catalog Number
 1-Gang, 1-Single 1.97 in. (50.0) Dia. Hole	Brown	-	-	Aluminum	-
	Ivory	-	-	Brass	-
	White	-	-	Chrome	-
				S/S 302/304	SS737
 1-Gang, 1-Single 2.16 in. (54.9) Dia. Hole	Black	NP724BK	NPJ724BK	Aluminum	SA723
	Brown	NP724	NPJ724	Brass	①
	Gray	NP724GY	NPJ724GY	Brass Plated	①
	Ivory	NP724I	NPJ724I	Chrome	SCH723
	White	NP724W	NPJ724W	S/S 302/304	SS723
				S/S 430	SS723L
 2-Gang, 1-Single 2.16 in. (54.9) Dia. Hole	Brown	-	-	Aluminum	-
	Ivory	-	-	Brass	-
	White	-	-	Chrome	SCH702
				S/S 302/304	SS702
 2-Gang, 1-Single 2.16 in. (54.9) Dia. Hole	Black	NP703BK	NPJ703BK	Aluminum	-
	Brown	NP703	NPJ703	Brass	-
	Gray	NP703GY	-	Brass Plated	-
	Ivory	NP703I	NPJ703I	Chrome	-
	White	NP703W	NPJ703W	S/S 302/304	SS703
				S/S 430	SS703L
 2-Gang, 1-Single 2.48 in. (63.0) Dia. Hole	Brown	-	-	Aluminum	-
	Ivory	-	-	Brass	-
	White	-	-	Chrome	-
				S/S 302/304	SS701
 2-Gang, 1-Single 2.66 in. (67.6) Dia. Hole	Brown	-	-	Aluminum	-
	Ivory	-	-	Brass	-
	White	-	-	Chrome	-
				S/S 302/304	SS716
				S/S 430	-







Note: All nylon wallplates feature pre-inserted captive screws for faster assembly, up to 6-gang.

① Available as a custom wallplate, see pages O-31 to O-34. Consult custom wallplates section for additional openings and combinations.







Dimensions in Inches (mm)



Blank Wallplates, Box Mount

Description	Color	Nylon Standard	Nylon Mid-Size	Nylon Jumbo	Material	Metal Catalog Number
 1-Gang, 1-Blank, Box Mount	Almond	NP13AL	NPJ13AL	-	Aluminum	SA13A
	Black	NP13BK	NPJ13BK	-	Brass	SB13
	Brown	NP13	NPJ13	-	Brass Plated	SBP13
	Gray	NP13GY	NPJ13GY	-	Chrome	SCH13
	Ivory	NP13I	NPJ13I	NPJJ13I	S/S 302/304	SS13
	Light Almond	NP13LA	NPJ13LA	NPJJ13LA	S/S 430	SS13L
	Office White	NP13OW	NPJ13OW	-	Steel, Almond	SP14BAL*
	White	NP13W	NPJ13W	NPJJ13W	Steel, Gray	SP14BG*
 2-Gang, 2-Blank, Box Mount	Almond	NP23AL	NPJ23AL	-	Aluminum	SA23
	Black	NP23BK	-	-	Brass	SB23
	Brown	NP23	NPJ23	-	Brass Plated	⓪
	Gray	NP23GY	-	-	Chrome	SCH23
	Ivory	NP23I	NPJ23I	-	S/S 302/304	SS23
	Light Almond	NP23LA	NPJ23LA	-	S/S 430	SS23L
	White	NP23W	NPJ23W	-	Steel, Almond	SP24BAL*
				Steel, Gray	SP24BG*	
 3-Gang, 3-Blank, Box Mount	Brown	NP33	-	-	Aluminum	⓪
	Ivory	NP33I	-	-	Brass	⓪
	White	NP33W	-	-	Brass Plated	⓪
					Chrome	⓪
 3-Gang, 3-Blank, Box Mount					S/S 302/304	SS33
					S/S 430	-
					Steel, Almond	SP34BAL*
 4-Gang, 4-Blank, Box Mount	Brown	NP43	-	-	Aluminum	⓪
	Ivory	NP43I	-	-	Brass	⓪
	White	NP43W	-	-	Brass Plated	⓪
					Chrome	⓪
 4-Gang, 4-Blank, Box Mount					S/S 302/304	SS43
					S/S 430	-

Blank Wallplates, Strap Mount

 1-Gang, 1-Blank, Strap Mount	Black	NP14BK	-	-	Aluminum	⓪
	Brown	NP14	-	-	Brass	SB14
	Gray	NP14GY	-	-	Brass Plated	⓪
	Ivory	NP14I	-	-	Chrome	⓪
	Office White	NP14OW	-	-	S/S 302/304	SS14
	Red	NP14R	-	-	S/S 430	SS14L
	White	NP14W	-	-	Steel, Almond	SP14AL*
				Steel, Gray	SP14G*	
 2-Gang, 2-Blank, Strap Mount	Black	NP24BK	-	-	Aluminum	⓪
	Brown	NP24	-	-	Brass	⓪
	Gray	NP24GY	-	-	Brass Plated	⓪
	Ivory	NP24I	-	-	Chrome	⓪
	Office White	NP24OW	-	-	S/S 302/304	SS24
	Red	NP24R	-	-	S/S 430	SS24L
	White	NP24W	-	-	Steel, Almond	SP24AL*
				Steel, Gray	SP24G*	
 3-Gang, 3-Blank, Strap Mount	Brown	NP34	-	-	Aluminum	⓪
	Ivory	NP34I	-	-	Brass	⓪
	White	NP34W	-	-	Brass Plated	⓪
					Chrome	⓪
 3-Gang, 3-Blank, Strap Mount					S/S 302/304	SS34
					S/S 430	-
					Steel, Almond	SP34AL*
 4-Gang, 4-Blank, Strap Mount	Brown	NP44	-	-	Aluminum	⓪
	Ivory	NP44I	-	-	Brass	⓪
	White	NP44W	-	-	Brass Plated	⓪
					Chrome	⓪
 4-Gang, 4-Blank, Strap Mount					S/S 302/304	SS44
					S/S 430	-







Note: All nylon wallplates feature pre-inserted captive screws for faster assembly, up to 6-gang.

⓪ Available as a custom wallplate, see pages O-31 to O-34. Consult custom wallplates section for additional openings and combinations.

*Powder coat paint finish.

Dimensions in Inches (mm)

GFCI, Surge Receptacles and Style Line® Device Wallplates

Description	Color	Nylon Standard	Nylon Mid-Size	Nylon Jumbo	Material	Metal Catalog Number	
 1-Gang, 1-Decorator	Almond	NP26AL	NPJ26AL	-	Aluminum	①	
	Black	NP26BK	NPJ26BK	-	Brass	SB26	
	Blue	-	NPJ26BL	-	Brass Plated	SBP26	
	Brown	NP26	NPJ26	-	Chrome	SCH26	
	Gray	NP26GY	NPJ26GY	-	S/S 302/304	SS26	
	Ivory	NP26I	NPJ26I	NPJJ26I	S/S 430	SS26L	
	Light Almond	NP26LA	NPJ26LA	NPJJ26LA	Steel, Almond	PHPS1AL*	
	Office White	NP26OW	NPJ26OW	-	Steel, Gray	PHPS1G*	
	Red	NP26R	NPJ26R	-			
	White	NP26W	NPJ26W	NPJJ26W			
	 2-Gang, 2-Decorator	Almond	NP262AL	NPJ262AL	-	Aluminum	①
Black		NP262BK	NPJ262BK	-	Brass	SB262	
Brown		NP262	NPJ262	-	Brass Plated	SBP262	
Gray		NP262GY	NPJ262GY	-	Chrome	SCH262	
Ivory		NP262I	NPJ262I	-	S/S 302/304	SS262	
Light Almond		NP262LA	NPJ262LA	-	S/S 430	SS262L	
Office White		NP262OW	NPJ262OW	-	Steel, Almond	PHPS2AL*	
Red		NP262R	NPJ262R	-	Steel, Gray	PHPS2G*	
White		NP262W	NPJ262W	-			
 3-Gang, 3-Decorator		Almond	NP263AL	NPJ263AL	-	Aluminum	①
		Black	NP263BK	NPJ263BK	-	Brass	①
	Brown	NP263	NPJ263	-	Brass Plated	SBP263	
	Gray	NP263GY	NPJ263GY	-	Chrome	①	
	Ivory	NP263I	NPJ263I	-	S/S 302/304	SS263	
	Light Almond	NP263LA	NPJ263LA	-	S/S 430	-	
	Office White	NP263OW	-	-	Steel, Almond	PHPS3AL*	
	Red	NP263R	-	-			
	White	NP263W	NPJ263W	-			
	 4-Gang, 4-Decorator	Almond	NP264AL	NPJ264AL	-	Aluminum	①
		Black	NP264BK	NPJ264BK	-	Brass	①
Brown		NP264	NPJ264	-	Brass Plated	①	
Gray		NP264GY	NPJ264GY	-	Chrome	①	
Ivory		NP264I	NPJ264I	-	S/S 302/304	SS264	
Light Almond		NP264LA	NPJ264LA	-	S/S 430	-	
Office White		NP264OW	-	-	Steel, Almond	PHPS4AL*	
White		NP264W	NPJ264W	-			
 5-Gang, 5-Decorator		Black	NP265BK	-	-	Aluminum	①
		Brown	NP265	-	-	Brass	①
		Gray	NP265GY	-	-	Brass Plated	①
	Ivory	NP265I	-	-	Chrome	①	
	Light Almond	NP265LA	-	-	S/S 302/304	SS265	
	White	NP265W	-	-	S/S 430	-	
					Steel, Almond	PHPS5AL*	
 6-Gang, 6-Decorator	Black	NP266BK	-	-	Aluminum	①	
	Brown	NP266	-	-	Brass	①	
	Gray	NP266GY	-	-	Brass Plated	①	
	Ivory	NP266I	-	-	Chrome	①	
	Light Almond	NP266LA	-	-	S/S 302/304	SS266	
	White	NP266W	-	-	S/S 430	-	
					Steel, Almond	PHPS6AL*	

Note: All nylon wallplates feature pre-inserted captive screws for faster assembly, up to 6-gang.







① Available as a custom wallplate, see pages O-31 to O-34. Consult custom wallplates section for additional openings and combinations.

*Powder coat paint finish.




Dimensions in Inches (mm)



347 Volt Toggle Wallplates with 2.25" (57.2) Spacing Between Gangs, Stamped "347V"

Description	Color	Nylon Catalog Number	Material	Metal Catalog Number
1-Gang, 1-Toggle 2.25 in. (57.2) Spacing 	Black Gray Ivory White	- - - -	Aluminum Brass Brass Plated Chrome S/S 302/304 S/S 430	- - - - SS1C -
2-Gang, 2-Toggle 2.25 in. (57.2) Spacing 	Black Gray Ivory White	- - - -	Aluminum Brass Brass Plated Chrome S/S 302/304 S/S 430	- - - - SS2C -
3-Gang, 3-Toggle 2.25 in. (57.2) Spacing 	Black Gray Ivory White	- - - -	Aluminum Brass Brass Plated Chrome S/S 302/304 S/S 430	- - - - SS3C -
4-Gang, 4-Toggle 2.25 in. (57.2) Spacing 	Black Gray Ivory White	- - - -	Aluminum Brass Brass Plated Chrome S/S 302/304 S/S 430	- - - - SS4C -
5-Gang, 5-Toggle 2.25 in. (57.2) Spacing 	Black Gray Ivory White	- - - -	Aluminum Brass Brass Plated Chrome S/S 302/304 S/S 430	- - - - SS5C -
6-Gang, 6-Toggle 2.25 in. (57.2) Spacing 	Black Gray Ivory White	- - - -	Aluminum Brass Brass Plated Chrome S/S 302/304 S/S 430	- - - - SS6C -

347 Volt Decorator Wallplates

Description	Color	Nylon Catalog Number	Material	Metal Catalog Number
1-Gang, 1-Decorator 	Black Gray Ivory White	HPS1347BK HPS1347GY HPS1347I HPS1347W	Aluminum Brass Brass Plated Chrome S/S 302/304 S/S 430	- - - - - -
2-Gang, 2-Decorator 	Black Gray Ivory White	HPS2347BK HPS2347GY HPS2347I HPS2347W	Aluminum Brass Brass Plated Chrome S/S 302/304 S/S 430	- - - - - -
3-Gang, 3-Decorator 	Ivory White	HPS3347I HPS3347W	Aluminum Brass Brass Plated Chrome S/S 302/304 S/S 430	- - - - - -









Note: All nylon wallplates feature pre-inserted captive screws for faster assembly, up to 6-gang.

Dimensions in Inches (mm)

Wallplates and Covers



Combination Wallplates, 2-Gang

Description	Color	Nylon Standard	Nylon Mid-Size	Material	Metal Catalog Number	
 2-Gang, 1-Toggle, 1-Duplex	Almond	NP18AL	NPJ18AL	Aluminum	①	
	Black	NP18BK	NPJ18BK	Brass	①	
	Brown	NP18	NPJ18	Brass Plated	SBP18	
	Gray	NP18GY	NPJ18GY	Chrome	SCH18	
	Ivory	NP18I	NPJ18I	S/S 302/304	SS18	
	Light Almond	NP18LA	NPJ18LA	S/S 430	SS18L	
	Office White	NP18OW	-	Steel, Almond	SP18AL*	
	Red	NP18R	NPJ18R	Steel, Gray	SP18G*	
	White	NP18W	NPJ18W			
	 2-Gang, 1-Duplex, 1-Decorator	Almond	NP826AL	NPJ826AL	Aluminum	①
Black		NP826BK	NPJ826BK	Brass	SB826	
Brown		NP826	NPJ826	Brass Plated	①	
Gray		NP826GY	NPJ826GY	Chrome	①	
Ivory		NP826I	NPJ826I	S/S 302/304	SS826	
Light Almond		NP826LA	NPJ826LA	S/S 430	-	
Office White		NP826OW	-			
White		NP826W	NPJ826W			
 2-Gang, 1-Toggle, 1-Decorator		Almond	NP126AL	NPJ126AL	Aluminum	①
		Black	NP126BK	NPJ126BK	Brass	SB126
	Brown	NP126	NPJ126	Brass Plated	SBP126	
	Gray	NP126GY	NPJ126GY	Chrome	①	
	Ivory	NP126I	NPJ126I	S/S 302/304	SS126	
	Light Almond	NP126LA	NPJ126LA	S/S 430	SS126L	
	White	NP126W	NPJ126W	Steel, Almond	PJS126AL*	
				Steel, Gray	PJS126G*	
	 2-Gang, 1-Duplex, 1-Telephone .406 in. (10.3) Hole Strap Mount	Black	NP128BK	-	Aluminum	-
		Brown	NP128	-	Brass	-
Gray		NP128GY	-	Brass Plated	-	
Ivory		NP128I	-	Chrome	-	
White		NP128W	-	S/S 302/304	-	
				S/S 430	-	
 2-Gang, 1-Toggle, 1-Telephone .406 in. (10.3) Hole Strap Mount	Black	NP112BK	-	Aluminum	-	
	Brown	NP112	-	Brass	-	
	Gray	NP112GY	-	Brass Plated	-	
	Ivory	NP112I	-	Chrome	-	
	Office White	NP112OW	-	S/S 302/304	-	
	White	NP112W	-	S/S 430	-	
 2-Gang, 1-Decorator, 1-Telephone .406 in. (10.3) Hole Strap Mount	Black	NP1226BK	-	Aluminum	-	
	Brown	NP1226	-	Brass	-	
	Gray	NP1226GY	-	Brass Plated	-	
	Ivory	NP1226I	-	Chrome	-	
	White	NP1226W	-	S/S 302/304	-	
				S/S 430	-	
 2-Gang, 1-Single Receptacle 1.40 in. (35.6) Hole, 1-Duplex	Brown	NP78	-	Aluminum	①	
	Gray	NP78GY	-	Brass	①	
	Ivory	NP78I	-	Brass Plated	①	
	White	NP78W	-	Chrome	①	
				S/S 302/304	SS78	
 2-Gang, 1-Single Recept. 1.60 in. (40.6) Hole, 1-Duplex	Brown	-	-	Aluminum	①	
	Gray	-	-	Brass	①	
	Ivory	-	-	Brass Plated	①	
	White	-	-	Chrome	①	
				S/S 302/304	SS8720	
			S/S 430	-		

Note: All nylon wallplates feature pre-inserted captive screws for faster assembly, up to 6-gang.

① Available as a custom wallplate, see pages O-31 to O-34. Consult custom wallplates section for additional openings and combinations.

*Powder coat paint finish.

Dimensions in Inches (mm)



Combination Wallplates, 2-Gang

Description	Color	Nylon Standard	Nylon Mid-Size	Material	Metal Catalog Number
2-Gang, 1-Toggle, 1-Single Receptacle 1.40 in. (35.6) Hole 	Black	NP17BK	-	Aluminum	①
	Brown	NP17	-	Brass	①
	Gray	NP17GY	-	Brass Plated	①
	Ivory	NP17I	-	Chrome	①
	White	NP17W	-	S/S 302/304	SS17
				S/S 430	-
2-Gang, 1-Toggle, 1-Blank, Box Mount 	Black	NP113BK	-	Aluminum	①
	Brown	NP113	NPJ113	Brass	①
	Gray	NP113GY	-	Brass Plated	①
	Ivory	NP113I	NPJ113I	Chrome	①
	Light Almond	NP113LA	-	S/S 302/304	SS113
White	NP113W	-	S/S 430	-	
2-Gang, 1-Toggle, 1-Blank, Strap Mount 	Black	-	-	Aluminum	①
	Gray	-	-	Brass	①
	Ivory	-	-	Brass Plated	①
	White	-	-	Chrome	①
					S/S 302/304
				S/S 430	-
2-Gang, 1-Blank, 1-Duplex, Box Mount 	Black	NP138BK	-	Aluminum	①
	Brown	NP138	NPJ138	Brass	①
	Gray	NP138GY	-	Brass Plated	①
	Ivory	NP138I	NPJ138I	Chrome	①
	Light Almond	NP138LA	-	S/S 302/304	SS138
White	NP138W	NPJ138W	S/S 430	-	
2-Gang, 1-Blank, 1-Duplex, Strap Mount 	Black	-	-	Aluminum	①
	Gray	-	-	Brass	①
	Ivory	-	-	Brass Plated	①
	White	-	-	Chrome	①
					S/S 302/304
				S/S 430	-
2-Gang, 1-Blank, 1-Decorator, Box Mount 	Black	NP1326BK	NPJ1326BK	Aluminum	①
	Brown	NP1326	NPJ1326	Brass	①
	Gray	NP1326GY	NPJ1326GY	Brass Plated	①
	Ivory	NP1326I	NPJ1326I	Chrome	①
	Light Almond	NP1326LA	NPJ1326LA	S/S 302/304	SS1426*
White	NP1326W	NPJ1326W	S/S 430	-	
2-Gang, 1-Telephone, .406 in. (10.3) Hole, 1-Blank, Strap Mount 	Black	NP1214BK	-	Aluminum	-
	Brown	NP1214	-	Brass	-
	Gray	NP1214GY	-	Brass Plated	-
	Ivory	NP1214I	-	Chrome	-
	White	NP1214W	-	S/S 302/304	-
				S/S 430	-
2-Gang, 1-Single Receptacle 1.40 in. (35.6) Hole 1-Blank, Strap Mount 	Black	NP147BK	-	Aluminum	①
	Brown	NP147	-	Brass	①
	Gray	NP147GY	-	Brass Plated	①
	Ivory	NP147I	-	Chrome	①
	White	NP147W	-	S/S 302/304	①
				S/S 430	-





Note: All nylon wallplates feature pre-inserted captive screws for faster assembly, up to 6-gang.

① Available as a custom wallplate, see pages O-31 to O-34. Consult custom wallplates section for additional openings and combinations.

*Strap Mount.

Dimensions in Inches (mm)

Combination Wallplates, 3-Gang

Description	Color	Nylon Standard	Nylon Mid-Size	Material	Metal Catalog Number
3-Gang, 2-Toggle, 1-Duplex 	Brown	NP28	NPJ28	Aluminum	①
	Gray	NP28GY	-	Brass	①
	Ivory	NP28I	NPJ28I	Brass Plated	SBP28
	Light Almond	NP28LA	NPJ28LA	Chrome	①
	White	NP28W	NPJ28W	S/S 302/304	-
				S/S 430	-
				Steel, Almond	SP28AL*
				Steel, Gray	SP28G*
3-Gang, 1-Toggle, 2-Duplex 	Black	NP182BK	-	Aluminum	①
	Brown	NP182	-	Brass	①
	Gray	NP182GY	-	Brass Plated	①
	Ivory	NP182I	-	Chrome	①
	White	NP182W	-	S/S 302/304	SS182
				S/S 430	-
3-Gang, 2-Toggle, 1-Decorator 	Black	NP226BK	NPJ226BK	Aluminum	①
	Brown	NP226	NPJ226	Brass	①
	Gray	NP226GY	NPJ226GY	Brass Plated	①
	Ivory	NP226I	NPJ226I	Chrome	①
	Light Almond	NP226LA	NPJ226LA	S/S 302/304	SS226
				S/S 430	-
				Steel, Gray	PJS226G*
3-Gang, 1-Toggle, 2-Decorator 	Black	NP1262BK	-	Aluminum	①
	Brown	NP1262	-	Brass	①
	Gray	NP1262GY	-	Brass Plated	①
	Ivory	NP1262I	-	Chrome	①
	Light Almond	NP1262LA	-	S/S 302/304	①
				S/S 430	-
3-Gang, 2-Duplex, 1-Blank 	Black	-	-	Aluminum	①
	Gray	-	-	Brass	①
	Ivory	-	-	Brass Plated	①
	White	-	-	Chrome	①
					S/S 302/304
				S/S 430	-
3-Gang, 1-Duplex, 1-Blank, 1-Duplex 	Black	-	-	Aluminum	①
	Gray	-	-	Brass	①
	Ivory	-	-	Brass Plated	①
	White	-	-	Chrome	①
					S/S 302/304
				S/S 430	-
3-Gang, 2-Toggle, 1-Blank 	Black	-	-	Aluminum	①
	Gray	-	-	Brass	①
	Ivory	-	-	Brass Plated	①
	White	-	-	Chrome	①
					S/S 302/304
				S/S 430	-

Note: All nylon wallplates feature pre-inserted captive screws for faster assembly, up to 6-gang.





① Available as a custom wallplate, see pages O-31 to O-34. Consult custom wallplates section for additional openings and combinations.

*Powder coat paint finish.

Dimensions in Inches (mm)



Combination Plates, 4- and 5-Gang

Description	Color	Nylon Standard	Nylon Mid-Size	Material	Metal Catalog Number
 4-Gang, 3-Toggle, 1-Duplex	Brown	NP38	-	Aluminum	①
	Ivory	NP38I	-	Brass	①
	Light Almond	NP38LA	-	Brass Plated	①
	White	NP38W	-	Chrome	①
				S/S 302/304	SS38
				S/S 430	-
 4-Gang, 3-Toggle, 1-Decorator	Black	NP326BK	-	Aluminum	①
	Brown	NP326	-	Brass	①
	Gray	NP326GY	-	Brass Plated	①
	Ivory	NP326I	-	Chrome	①
	Light Almond	NP326LA	-	S/S 302/304	SS326
	White	NP326W	-	S/S 430	-
 4-Gang, 2-Toggle, 2-Decorator	Black	NP2262BK	-	Aluminum	①
	Brown	NP2262	-	Brass	①
	Gray	NP2262GY	-	Brass Plated	①
	Ivory	NP2262I	-	Chrome	①
	Light Almond	NP2262LA	-	S/S 302/304	①
	White	NP2262W	-	S/S 430	-
 5-Gang, 4-Toggle, 1-Duplex	Brown	NP48	-	Aluminum	①
	Ivory	NP48I	-	Brass	①
	White	NP48W	-	Brass Plated	①
				Chrome	①
				S/S 302/304	①
				S/S 430	-

Note: All nylon wallplates feature pre-inserted captive screws for faster assembly, up to 6-gang.

① Available as a custom wallplate, see pages O-31 to O-34. Consult custom wallplates section for additional openings and combinations.

Specifications

Listings

Non-Metallic Plates	UL Standard 514D.
Metallic Plates	UL Standard 514D.
Certification	UL Files #E31999,E92074. CSA Standard C22.2 No. 42.1. CSA File 1733174.

Product	Thickness	Mounting Screw(s)	Appearance
Nylon Plate	.06 in. (1.5).	Steel (painted slotted screw head).	Smooth gloss finish.
302/304 Stainless Steel Plate (18% Chromium, 8% Nickel)	.035 in. (0.9) nominal.	302/304 stainless steel (18% chromium, 8% nickel). Slotted screw head.	Horizontal brushed finish.
430 Stainless Steel Plate (17% Chromium, less than 0.5% Nickel)	.035 in. (0.9) nominal.	302/304 stainless steel (17% chromium, less than 0.5% nickel). Slotted screw head.	Horizontal brushed finish.
Brass Plate (70% Copper, 30% Zinc)	.04 in. (1.0).	Brass (70% Copper, 30% Zinc). Slotted screw head.	Horizontal brushed finish.
Aluminum Plate	.05 in. (1.3).	302/304 stainless steel (17% chromium, less than 0.5% nickel). Slotted screw head.	Horizontal brushed finish.
Brass Plated Steel Plate	.03 in. (0.8) nominal.	Brass slotted head.	Polished, coated to inhibit oxidation.
Chrome Plated Steel Plate	.03 in. (0.8) nominal.	302/304 stainless steel (17% chromium, less than 0.5% nickel). Slotted screw head.	Polished, coated to inhibit oxidation.
Steel Painted Plate	.03 in. (0.8) nominal.	Steel (painted slotted screw head).	Powder coat paint.

Note: All nylon plates include captive mount screws.

Nylon plates have an operating temperature of -40°C to 85°C.

Dimensions in Inches (mm)

Telephone and Coaxial Outlet Plates

Description	Color	Nylon Standard	Nylon Mid-Size	Material	Metal Catalog Number
 1-Gang, 1-Tel Nylon .406 in. (10.3) Hole, Metal .640 in. (16.3) Hole, Box Mount	Almond	NP11AL	NPJ11AL	Aluminum	①
	Black	NP11BK	-	Brass	①
	Brown	NP11	NPJ11	Brass Plated	①
	Gray	NP11GY	-	Chrome	①
	Ivory	NP11I	NPJ11I	S/S 302/304	SS11*
	Light Almond	NP11LA	NPJ11LA	S/S 430	SS11L*
	Red	NP11R	-		
White	NP11W	NPJ11W			
 1-Gang, 1-Tel Nylon .406 in. (10.3) Hole, Metal .640 in. (16.3) Hole, Strap Mount	Black	NP12BK	-	Aluminum	①
	Brown	NP12	-	Brass	SB12*
	Gray	NP12GY	-	Brass Plated	SBP12*
	Ivory	NP12I	-	Chrome	SCH12*
	White	NP12W	-	S/S 302/304	SS12*
S/S 430				-	
 1-Gang, 1-Tel .625 in. (15.9) Hole, Box Mount	Almond	NP737AL	-	Aluminum	-
	Brown	NP737	-	Brass	-
	Ivory	NP737I	-	Brass Plated	-
	White	NP737W	-	Chrome	-
				S/S 302/304	-
S/S 430				-	
 1-Gang, 1-Tel .625 in. (15.9) Hole, Strap Mount	Brown	NP730	-	Aluminum	-
	Ivory	NP730I	-	Brass	-
	White	NP730W	-	Brass Plated	-
				Chrome	-
S/S 302/304				-	
S/S 430				-	
 1-Gang, 1-Tel .380 in. (9.7) Hole, Box Mount or Strap Mount	Black	-	-	Aluminum	①
	Gray	-	-	Brass	①
	Ivory	-	-	Brass Plated	①
	White	-	-	Chrome	①
				S/S 302/304	SS739
S/S 302/304, Strap Mount				SS738	
S/S 430				-	
 2-Gang, 2-Tel Nylon .406 in. (10.3) Hole, Metal .640 in. (16.3) Hole, Box Mount	Black	NP21BK	-	Aluminum	①
	Brown	NP21	-	Brass	①
	Gray	NP21GY	-	Brass Plated	①
	Ivory	NP21I	-	Chrome	①
	White	NP21W	-	S/S 302/304, Strap Mount	SS22*
				S/S 430	-
 2-Gang, 1-Tel .640 in. (16.3) Hole, Box Mount	Black	-	-	Aluminum	-
	Gray	-	-	Brass	-
	Ivory	-	-	Brass Plated	-
	White	-	-	Chrome	-
				S/S 302/304	SS741*
S/S 430				-	

Note: All nylon wallplates feature pre-inserted captive screws for faster assembly, up to 6-gang.













① Available as a custom wallplate, see pages O-31 to O-34. Consult custom wallplates section for additional openings and combinations.


*.50" (12.7) I.D. nylon bushing provided.

Dimensions in Inches (mm)



Jumbo, Smooth, Stainless Steel Type 302/304 Wallplates

Configuration	Catalog Number	Configuration	Catalog Number
1-Gang, 1-Toggle 	SSJ1	1-Gang, 1-Single Receptacle for 2.09–2.13 in. (53.1–54.1) Dia. Face 	SSJ723
2-Gang, 2-Toggle 	SSJ2	1-Gang, 1-Blank, Box Mount 	SSJ13
1-Gang, 1-Duplex 	SSJ8	1-Gang, 1-Telephone Opening, .640 in. (16.3) Box Mount 	SSJ11*
2-Gang, 2-Duplex 	SSJ82	2-Gang, 1-Toggle, 1-Duplex 	SSJ18
1-Gang, 1-Decorator 	SSJ26	2-Gang, 1-Toggle, 1-Decorator 	SSJ126
2-Gang, 2-Decorator 	SSJ262		
1-Gang, 1-Single Receptacle for 1.36–1.39 in. (34.5–35.3) Dia. Face 	SSJ7		






Jumbo Wallplate

Note: *.50 in. (12.7) I.D. nylon bushing provided.
Specifications are subject to change without notice.

Oversize dimensions (see page O-30 for more details).
1-Gang, 5.25 in. x 3.50 in. (133.4 x 88.9).
2-Gang, 5.25 in. x 5.31 in. (133.4 x 134.9).

Pre-Marked "EMERGENCY" Wallplates

Description	Color	Nylon Standard	Nylon Mid-Size	Material	Metal Catalog Number
 1-Gang, 1-Duplex, paint filled white lettering	Red	-	NPJ8RMEV	Aluminum Brass Brass Plated Chrome S/S 302/304 S/S 430	- - - - SS8MEV -
 1-Gang, 1-Toggle, paint filled white lettering	Red	-	NPJ1RME	Aluminum Brass Brass Plated Chrome S/S 302/304 S/S 430	- - - - SS1ME -
 2-Gang, 2 Duplex, paint filled red lettering	Red	-	-	Aluminum Brass Brass Plated Chrome S/S 302/304 S/S 430	- - - - SS82MEV -

Note: See page O-30 for mid-size plate dimensions.
All lettering .25 in. (6.3) high.



Stainless Steel Barrel Key Switch Wallplates

Description	1-Gang, with on/off markings	1-Gang, with position markings	2-Gang, with on/off markings	2-Gang, with position markings
Stainless steel, 302/304, smooth.	SS12RKL	SS12RKLM	SS22RKL	SS22RKLM
				

Note: See page D-6 for barrel key switch selection.

Single Count Screws and Accessories

Description	Catalog Number
Stainless steel screw, standard slot, .38 in. (9.7) long.	HBL7341SS
Security spanner head screws, 6-32 thread, 100 count.	HBL7342RKL
Screwdriver with spanner head security bit.	HBL7372RKL



HBL7342RKL







HBL7372RKL



Dimensions in Inches (mm)




Pre-Marked "ISOLATED GROUND" Wallplates

Description	Color	Nylon Standard	Nylon No Marking	Material	Metal Catalog Number
1-Gang, 1-Duplex, paint filled black 	Orange	NP80IG	NP8OR	Aluminum Brass Brass Plated Chrome S/S 302/304 S/S 430	- - - - - -
1-Gang, 1-Decorator, paint filled black 	Orange	NP260IG	-	Aluminum Brass Brass Plated Chrome S/S 302/304 S/S 430	- - - - - -
1-Gang, 1-Single Receptacle 1.40 in. (35.6) Hole for 1.36–1.39 in. (34.5–35.3) Dia. face, paint filled black 	Orange	NP70IG	-	Aluminum Brass Brass Plated Chrome S/S 302/304 S/S 430	- - - - - -
1-Gang, 1-Single Receptacle 1.60 in. (40.6) Hole for 20 and 30A Twist-Lock® with 1.55–1.58 in. (39.4–40.1) Dia. face, paint filled black 	Orange	NP7200IG	-	Aluminum Brass Brass Plated Chrome S/S 302/304 S/S 430	- - - - - -

Pre-Marked "COMPUTER ONLY" Wallplates

Description	Color	Nylon Standard	Nylon Mid-Size	Material	Metal Catalog Number
1-Gang, 1-Duplex, paint filled black 	Orange Ivory	- -	NPJ8CO NPJ8C	Aluminum Brass Brass Plated Chrome S/S 302/304 S/S 430	- - - - - -
2-Gang, 2-Duplex, paint filled black 	Orange	-	NPJ82CO	Aluminum Brass Brass Plated Chrome S/S 302/304 S/S 430	- - - - - -
1-Gang, 1-Decorator, paint filled black 	Blue Ivory	- -	NPJ26CBL NPJ26C	Aluminum Brass Brass Plated Chrome S/S 302/304 S/S 430	- - - - - -

Louver Plate, 1-Gang, Box Mount

Description	Color	Nylon Standard	Nylon Mid-Size	Material	Metal Catalog Number
1-Gang, Vertical Mounted Louver 	Ivory Orange	- -	- -	Aluminum Brass Brass Plated Chrome S/S 302/304 S/S 430	① SB771 SBP771 ① SS771 -

Note: *See page O-30 for mid-size plate dimensions.

① Available as a custom wallplate, see pages O-31 to O-34. Consult custom wallplates section for additional openings and combinations.

Dimensions in Inches (mm)



1-Gang Security Wallplates, White

Description	Catalog Number
1-Toggle switch	SWP1
1-Duplex receptacle	SWP8
1-GFCI/Style Line® opening	SWP26
1-Telephone or TV opening .640 in. (16.3)	SWP12
1-Blank	SWP13



SWP1



SWP8

2-Gang Security Wallplates, White

Description	Catalog Number
2-Toggle switches	SWP2
2-Duplex receptacles	SWP82
1-Toggle switch, 1-Duplex receptacle	SWP18
2-GFCI/Style Line® openings	SWP262
1-Toggle switch, 1-GFCI/Style Line® opening	SWP126
1-Duplex receptacle, 1-Telephone or TV	SWP812
1-Duplex receptacle, 1-Blank	SWP813
2-Blank	SWP23



SWP82



SWP18



SWP28



SWP4

3-Gang Security Wallplates, White

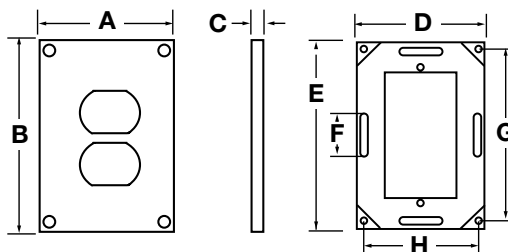
Description	Catalog Number
3-Toggle switches	SWP3
2-Toggle switches, 1-Duplex receptacle	SWP28
3-GFCI/Style Line® openings	SWP263

4-Gang Security Wallplates, White

Description	Catalog Number
4-Toggle switches	SWP4

Dimensions Inches (mm)

	A	B	C	D	E	F	G	H
1-Gang	3.77" (95.8)	5.52" (140.2)	.55" (14.0)	3.37" (85.6)	5.13" (130.3)	1.00" (25.4)	4.63" (117.6)	2.88" (73.2)
2-Gang	5.52" (140.2)	5.52" (140.2)	.55" (14.0)	5.13" (130.3)	5.13" (130.3)	1.00" (25.4)	4.63" (117.6)	4.63" (117.6)
3-Gang	7.39" (187.7)	5.52" (140.2)	.55" (14.0)	7.00" (177.8)	5.13" (130.3)	1.00" (25.4)	4.63" (117.6)	6.50" (165.1)
4-Gang	9.20" (233.7)	5.56" (141.2)	.55" (14.0)	8.75" (222.3)	5.13" (130.3)	1.00" (25.4)	4.63" (117.6)	8.30" (210.8)



Specifications

Tamper resistant wallplate 1-gang duplex receptacle shall be of the following construction:

Cover plate: One piece #14 cold rolled zinc plated steel. Plate shall have a five stage baked white polyester powder enamel finish.

Gloss: 85%; reflectance: 93%; hardness minimum: 2H and pass 600 hour salt spray test.

Back plate: #10 cold rolled galvanized steel. Plate assembly shall use four (4) #8-32 X 1/2 inch stainless steel T-15 TORX® head screws with center pin reject. Plate must be UL listed to UL 514D and comply with the NEC®.

TORX® is a registered trademark of Textron Inc.

NEC® is a registered trademark of the The National Electrical Code.

Dimensions in Inches (mm)



Brass Locking Cover Plate

Description	Catalog Number
Locking cover plate for single 15 and 20A straight blade receptacles and 15A Twist-Lock® receptacles. Straight cylinder type lock. All cylinder locks keyed alike.	HBL96067



HBL96067
Shown with receptacle
(sold separately)



HBL6187
Shown with receptacle
and back box
(sold separately)

Weather Shield Plate

Description	Catalog Number
20° angle plate for duplex receptacles.	HBL6187

Catalog Number of Receptacles in Groups A through E below

Group A		Group B			Group C		Group D		Group E
Boss diameter 1.36" to 1.39" (34.5 to 35.3)		Boss diameter 1.55" to 1.58" (39.4 to 40.1)			Boss diameter 1.68" to 1.72" (42.7 to 43.7)		Boss diameter 2.09" to 2.13" (53.1 to 54.1)		Boss diameter 2.28" to 2.44" (57.9 to 62.0)
HBL2300HG	HBL5661	HBL23CM10	HBL2530	HBL2770	HBL45105	HBL7962	HBL7301A		
HBL23030	HBL6810	HBL2310	HBL26CM10	HBL2810	HBL45205	HBL9350	HBL8330A		
HBL4560	HBL7210B	HBL2320	HBL2610	HBL2820	HBL45305	HBL9308	HBL8350A		
HBL4710	HBL7250	HBL2330	HBL2620	HBL2830	HBL45905	HBL9315	HBL8430A		
HBL4760	HBL7310B	HBL2340	HBL2630	HBL3330		HBL9330	HBL8450A		
HBL5251	HBL7310BG	HBL2410	HBL2640	HBL3330G		HBL9360•	HBL8460A		
HBL52CM61	HBL7535	HBL2420	HBL2650	HBL3430		HBL9365•	HBL9430A		
HBL5261	HBL7582	HBL2430	HBL2710	HBL3430G		HBL9367•	HBL9450A		
HBL53CM61	HBL8210	HBL2440	HBL2720	HBL3520			HBL9460A		
HBL5361	HBL8310	HBL2450	HBL2730	HBL7410B					
HBL5461	HBL8410	HBL2460	HBL2740	HBL7410BG					
HBL5552B	HBL8420	HBL2510	HBL2750						
		HBL2520	HBL2760						

Note: *50A 2P 3W.

Wallplates for Single Receptacles

Description	Group A		Group B		Group C		Group D		Group E
	Boss diameter 1.36" to 1.39" (34.5 to 35.3)		Boss diameter 1.55" to 1.58" (39.4 to 40.1)		Boss diameter 1.68" to 1.72" (42.7 to 43.7)		Boss diameter 2.09" to 2.13" (53.1 to 54.1)		Boss diameter 2.28" to 2.44" (57.9 to 62.0)
Smooth nylon, brown.	NP7*	-	NP720*	-	-	-	NP724*	NP703*	-
Cast aluminum.	HBL7320	-	HBL7320	-	HBL3394	-	HBL9419	-	-
Stainless steel, 302/304, smooth.	SS7**	SS72	SS720	-	SS725	-	SS723	SS703	SS701

Note: See pages O-6 and O-7 for complete plate descriptions.

*Catalog number indicated is Brown, add with the following to designate color: "AL" (Almond), "BK" (Black), "GY" (Gray), "I" (Ivory), and "W" (white).

**Catalog number indicated is Stainless Steel, replace "SS" with the following prefix to designate material: "SA" for Anodized Aluminum, "SB" for Solid Brass.

Weatherproof Lift Covers for WDL "Closed" and WDL "Open", Wet Locations, 1-Gang

Description	Group A	Group B	Group C	Group D	50A Twist-Lock® Receptacles	30A 4W Hubbellok® Receptacles
	Boss diameter 1.36" to 1.39" (34.5 to 35.3)	Boss diameter 1.55" to 1.58" (39.4 to 40.1)	Boss diameter 1.68" to 1.72" (42.7 to 43.7)	Boss diameter 2.09" to 2.13" (53.1 to 54.1)		
Thermoplastic, with cover "open", gray.	HBL7423WO	HBL7425WOA	HBL7424WO	-	HBL7774WO^	-
Thermoplastic, with cover "open", yellow.	HBL74CM23WO	HBL74CM25WOA	HBL74CM24WO	-	HBL77CM74WO^	-
Cast aluminum, with cover "closed".	HBL7420	HBL7420	HBL3393	HBL9420 HBL9425•	HBL7770	HBL20405† HBL20446†

Note: *50A 2P 3W.

^The "CS" versions of 50A Twist-Lock® receptacles will only fit these thermoplastic plates.



†HBL20446 plate painted red for use with HBL20443 only. HBL20405 plate is for use with HBL20403 only. See page B-65 for devices.

IP44
SUITABILITY

Weatherproof Thermoplastic Cover For Flanged Inlets and Flanged Receptacles

Description	Catalog Number
For use with 15 and 20A, 2 pole, 2 wire and 2 pole, 3 wire Insulgrip® flanged inlets and flanged receptacles below.	WP1


Straight Blade, 2 pole, 3 wire Flanged Inlets		Flanged Receptacles	
	HBL5278C HBL5378C HBL5478C HBL5678C		HBL5279C HBL5379C HBL5479C HBL5679C


Twist-Lock®, 2 pole, 2 wire and 2 pole, 3 wire Flanged Inlets		Flanged Receptacles	
	HBL8815C HBL7524C HBL4716C HBL4586C HBL4786C		HBL8809C HBL7526C HBL4715C HBL4585C HBL4785C



Weatherproof Thermoplastic Cover For Flanged Inlets and Flanged Receptacles

Description	Catalog Number
For use with 20 and 30A, 3, 4, and 5 wire Insulgrip flanged inlets and flanged receptacles below.	WP2

Twist-Lock®, 2 pole, 3 wire; 3 pole, 4 wire; 4 pole, 4 wire; 4 pole, 5 wire Flanged Inlets			
	HBL2315 HBL2325 HBL2335 HBL2345 HBL2355 HBL2415 HBL2425 HBL2435	HBL2445 HBL2455 HBL2465 HBL2515 HBL2525 HBL2535 HBL2615 HBL2625	HBL2635 HBL2645 HBL2655 HBL2715 HBL2725 HBL2735 HBL2745 HBL2755
			HBL2765 HBL2775 HBL2815 HBL2825 HBL2835 HBL3325C HBL3334C HBL7408C

Flanged Receptacles			
	HBL2316 HBL2326 HBL2336 HBL2346 HBL2356 HBL2416 HBL2426 HBL2436	HBL2446 HBL2456 HBL2466 HBL2516 HBL2526 HBL2536 HBL2616 HBL2626	HBL2636 HBL2646 HBL2656 HBL2716 HBL2726 HBL2736 HBL2746 HBL2756
			HBL2766 HBL2776 HBL2816 HBL2826 HBL2836 HBL3326C HBL3335C HBL7409C




WP1



WP2

Weatherproof Thermoplastic Cover For Flanged Inlets 50 Amp CS Series

Description	Catalog Number
For use with 50A locking inlets with trimmed sides only.	HBL7780

Twist-Lock®, 2 pole, 3 wire; 3 pole, 4 wire Flanged Inlets	
	HBL3777 HBL3775 HBL7958



HBL7780



IP44
SUITABILITY



HBL7777A

For Receptacles with Face Diameters of 2.28–2.44 in. (57.9–62.0)

Description	Catalog Number
Thermoplastic, 2-gang, wet and damp locations with cover “closed”, gray.	HBL7777A[▲]
Thermoplastic, 2-gang, wet and damp locations with cover “closed”, yellow.	HBL77CM77A[▲]

For Receptacles with Face Diameters of 2.09–2.13 in. (53.1–54.1)

Description	Catalog Number
Cast aluminum, wet locations only when cover “closed” and damp locations.	HBL9420
Cast aluminum, no lift cover. NOT weatherproof.	HBL9419



HBL9420

For 50A Twist-Lock[®] Single Receptacles

Description	Catalog Number
Thermoplastic, wet and damp locations with cover “open”, gray.	HBL7774WO*
Thermoplastic, wet and damp locations with cover “open”, yellow.	HBL77CM74WO*
Cast aluminum, wet locations only when cover “closed” and damp locations.	HBL7770
Galvanized Steel, fits 4" square or 2-gang box.	HBL50SC**
Stainless steel, single gang, wallplate. NOT weatherproof.	SS750[▲]



HBL7774WO

For 30A, 4 Wire Hubbellock[®] Receptacles

Description	Catalog Number
Thermoplastic, wet and damp locations with cover “open”, gray.	HBL7428WOG*
Thermoplastic, wet and damp locations with cover “open”, yellow.	HBL7428WOY*
Thermoplastic, wet and damp locations with cover “open”, red.	HBL7428WOR*
Cast aluminum, wet locations only when cover “closed” and damp locations, lift cover plate.	HBL20405
Cast aluminum, wet locations only when cover “closed” and damp locations, red finish.	HBL20446
Cast aluminum, no lift cover. NOT weatherproof.	HBL20406



HBL7770

Note: [▲]Will fit FS/FD boxes having plate mounting holes on 3.25 in. x 3.75 in. (82.6 x 95.3) centers.
[▽]Will only fit old style porcelain face devices.
 *The “CS” versions of 50A Twist-Lock[®] will only fit these plates.
 **IP20 Suitability.

Weatherproof Covers for Single Receptacles for Use on FS/FD Boxes

Note: All weatherproof plates are UL Listed for WET LOCATIONS WITH COVER CLOSED, for intermittent use in wet locations or use in damp locations. Those with suffix “WO” are listed for WET LOCATIONS with cover open in continuous use. All plates are gasketed and self-closing.

Accessories

Description	Catalog Number
Sub-plate for mounting and weatherproofing flanged devices with mounting centers of 1.76", 1.94" or 2.13" such as HBL7556, HBL4716, etc. when used with a HBL7420 or HBL7425WOA type weatherproof plate.	7452[°]
Adapter plate for mounting HBL7423WO, HBL7424WO, HBL7425WOA or HBL7420 plates to standard boxes.	HBL7349[°]

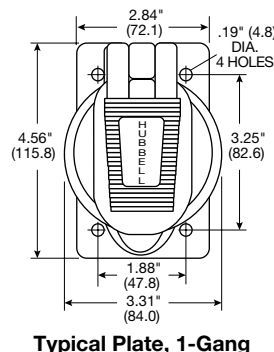
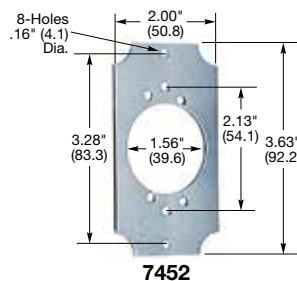
Note: [°]Not UL Listed.



HBL20405



HBL7349



Dimensions in Inches (mm)

IP44
SUITABILITY

For Receptacles with Face Diameters of 1.36–1.39 in. (34.5–35.3)

Description	Catalog Number
Thermoplastic, wet and damp locations with cover "open", gray.	HBL7423WO
Thermoplastic, wet and damp locations with cover "open", yellow.	HBL74CM23WO
Cast aluminum, wet location only when cover "closed" and damp locations.	HBL7420
Cast aluminum, no lift cover, NOT weatherproof.	HBL7320*



HBL7423WO

For Switches and Receptacles with Face Diameters of 1.55–1.58 in. (39.4–40.1)

Description	Catalog Number
Thermoplastic, wet and damp locations with cover "open", gray.	HBL7425WOA
Thermoplastic, wet and damp locations with cover "open", yellow.	HBL74CM25WOA
Thermoplastic, wet and damp locations with cover "open", white.	HBL74CM25WOAW
Cast aluminum, wet and damp locations with cover "closed."	HBL7420*
Cast aluminum, no lift cover, NOT weatherproof.	HBL7320*
Thermoplastic, wet and damp locations with cover "open", gray.	HBL7428WOG**
Thermoplastic, wet and damp locations with cover "open", yellow.	HBL7428WOY**
Thermoplastic, wet and damp locations with cover "open", red.	HBL7428WOR**



HBL7425WOA

For Receptacles with Face Diameters of 1.68–1.72 in. (42.7–43.7)

Description	Catalog Number
Thermoplastic, wet and damp locations with cover "open", gray.	HBL7424WO
Thermoplastic, wet and damp locations with cover "open", yellow.	HBL74CM24WO
Cast aluminum, wet location only when cover "closed" and damp locations.	HBL3393
Cast aluminum, no lift cover, NOT weatherproof.	HBL3394*



HBL7420

Note: *Cast aluminum lift cover with fibershield for standard toggle and PresSwitch® Switches.

**Features two #6-32 threaded inserts to back mount device to cover.

▲IP20 SUITABILITY.

All weatherproof lift cover plates on this page are UL Listed as "WDL Closed" for use in wet locations with cover closed and in damp locations.



HBL7320

Weatherproof Covers for Single Receptacles on FS/FD Boxes

All weatherproof plates are UL Listed for WET LOCATIONS WITH COVER CLOSED for intermittent use in wet locations or use in damp locations. Those with suffix "WO" are listed for WET LOCATIONS with cover open in continuous use. All plates are gasketed and self-closing.

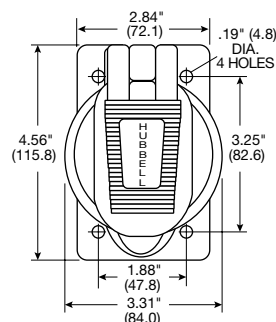
2017 National Electrical Code (NEC®) Requirement

406.9 Receptacles in Damp or Wet Locations.

(A) Damp Locations. A receptacle installed outdoors in a location protected from the weather or in other damp locations shall have an enclosure for the receptacle that is weatherproof when the receptacle is covered (attachment plug cap not inserted and receptacle covers closed). An installation suitable for wet locations shall also be considered suitable for damp locations. A receptacle shall be considered to be in a location protected from the weather where located under roofed open porches, canopies, marquees, and the like, and will not be subjected to a beating rain or water runoff. All 15 and 20A, 125 and 250V nonlocking receptacles shall be listed weather-resistant type.

(B) Wet Locations.

(1) 15 and 20 Ampere Receptacles in a Wet Location. 15 and 20 ampere, 125 and 250 volt receptacles installed in a wet location shall have an enclosure that is weatherproof whether or not the attachment plug cap is inserted. An outlet box hood installed for this purpose shall be listed, and shall be identified as "extra-duty." Other listed products, enclosures, or assemblies providing weatherproof protection that do not utilize an outlet box need not be marked "extra-duty." All 15 and 20 ampere, 125 and 250 volt nonlocking-type receptacles shall be listed weather-resistant type.



Typical Plate, 1-Gang



HBL7424WO



HBL3393

Dimensions in Inches (mm)

NEC® is a registered trademark of the The National Electrical Code.



IP44
SUITABILITY



HBL1795

Weatherproof Plates

Description	Catalog Number
Clear bubble plate, silicone rubber for use with all general purpose AC toggle and PresSwitch® Switches. Fits both FS/FD and standard boxes.	HBL1795



HBL1750

Weatherproof Plates

Description	Catalog Number
Gray neoprene PresSwitch® Plate. Fits FS/FD and standard boxes.	HBL1750*
Same as above except yellow.	HBL17CM50*

Note: *Not UL Listed.



HBL1785

Weatherproof Plates

Description	Catalog Number
Gray neoprene PresSwitch® Plate with 125V red pilot light. Fits only FS/FD boxes.	HBL1785*
Same as above except yellow.	HBL17CM85*

Note: *Not UL Listed.



HBL7420

Weatherproof Covers

Description	Catalog Number
Cast aluminum lift cover plate with fiber shield. For standard toggle and PresSwitch® Switches. Fits only FS/FD boxes.	HBL7420

Brass Locking Covers Attachment for Switches

Description	Catalog Number
Straight keying (all locks alike) appropriate for most applications. Straight cylinder type lock, each HBL96061 ordered operates on the same key—all locks are keyed alike.	HBL96061*
Same as above except in dull chrome finish to match stainless steel plates.	HBL96061DCH*
Straight keying (individual). Straight cylinder type lock, each HBL96062 ordered operates on a different key. All locks are keyed differently and individually. This type cannot be master keyed.	HBL96062*

Note: *Not UL Listed.



HBL96061
shown with wallplate and switch (sold separately)

Locking Device

Description	Catalog Number
Locking device for weatherproof covers.	HBLWLC



HBLWLC

IP44
SUITABILITY

Duplex Covers For Vertical Mounting

Description	Dimensions		Catalog Number
	Height x Width x Depth		
Thermoplastic, gray, for FS/FD box mounting.	4.56" x 2.89" x 1.08" (115.8 x 73.4 x 27.4)		HBL5221
Thermoplastic, yellow, for FS/FD box mounting.	4.56" x 2.89" x 1.08" (115.8 x 73.4 x 27.4)		HBL52CM21
Thermoplastic, white, for FS/FD box mounting.	4.56" x 2.89" x 1.08" (115.8 x 73.4 x 27.4)		HBL52CM21W
Thermoplastic, gray, for device mounting.	4.56" x 2.89" x 1.08" (115.8 x 73.4 x 27.4)		HBL5222
Thermoplastic, yellow, for device mounting.	4.56" x 2.89" x 1.08" (115.8 x 73.4 x 27.4)		HBL52CM22
Die cast aluminum, gray, commercial grade, vertical position, device mount.	4.56" x 2.81" x 0.75" (115.8 x 71.4 x 19.1)		WP8V



HBL5221



WP8V



HBL5206WO



WP8H

Duplex Covers For Horizontal Mounting

Description	Dimensions		Catalog Number
	Height x Width x Depth		
Cast aluminum, for device mounting.	2.88" x 4.56" x 0.79" (73.2 x 115.8 x 20.1)		HBL5205WO
Cast aluminum, for FS/FD box mounting.	2.88" x 4.56" x 0.79" (73.2 x 115.8 x 20.1)		HBL5206WO
Die cast aluminum, gray, commercial grade, horizontal position, device mount.	2.90" x 4.60" x 0.75" (73.7 x 116.8 x 19.1)		WP8H

GFCI, Surge and Style Line® Covers

Description	Dimensions		Catalog Number
	Height x Width x Depth		
Thermoplastic, gray, for FS/FD box mounting.	4.56" x 2.84" x 1.27" (115.8 x 72.2 x 32.3)		HBL5226
Die cast aluminum, gray, commercial grade, vertical position, device mount.	4.56" x 2.81" x 0.75" (115.8 x 71.4 x 19.1)		WP26V
Die cast aluminum, gray, commercial grade, horizontal position, device mount.	2.30" x 4.75" x 0.73" (58.4 x 120.7 x 18.5)		WP26H



HBL5226



WP26V

Toggle Cover

Description	Dimensions		Catalog Number
	Height x Width x Depth		
Thermoplastic, gray, for FS/FD box mounting.	4.56" x 2.89" x 1.08" (115.8 x 73.4 x 27.4)		HBL5201



HBL5201

Note: All weatherproof plates are UL Listed for WET LOCATIONS WITH COVER CLOSED, for intermittent use in wet locations or use in damp locations. Those with Suffix "WO" are listed for WET LOCATIONS with cover open in continuous use. All plates are gasketed and self-closing.

Dimensions in Inches (mm)



Features and Benefits

Weatherproof Metallic While-In-Use Covers

The NEMA 3R Rated EXTRA DUTY® Metallic and Non-metallic While-in-Use Covers offer weather protection for outlets when they are in use.

- Patented keyhole mounting system allows installation in under a minute
- Pre-configured for GFCI with patented technology for alternate devices
- Lockable tab for OSHA compliance
- Sealed-in-place gasket
- Premium powder coat
- External cord retention chamber
- Each box contains three or six adapters to make a variety of configurations (8 or 55)

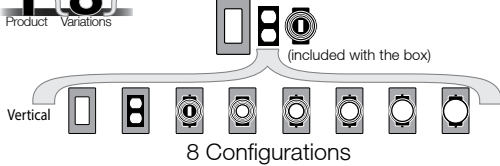


Metallic EXTRA DUTY® While-In-Use Covers

Description	Dimensions		Catalog Number
	Height x Width x Depth		
Heavy duty die-cast aluminum 1-gang box with gray lid for vertical mounting offers superior commercial quality 8-in-1 configurations.	6.12" X 3.37" X 3.5" (155.4 X 85.6 X 89.0)	1.8 Product Variations	WP26E
Heavy duty die-cast metal 1-gang box with gray lid for horizontal mounting; 8-in-1 configurations.	4.37" X 5.12" X 3.5" 111.0 X 130.0 X 89.0)	1.8 Product Variations	WP26EH
Heavy duty die-cast metal 2-gang box with gray lid for vertical mounting; 55-in-1 configurations.	6.12" X 5.12" X 3.5" (155.4 X 130.0 X 89.0)	1.55 Product Variations	WP262E

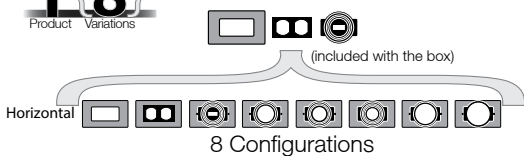
1.8
Product Variations

1 Box {3 Adapters}



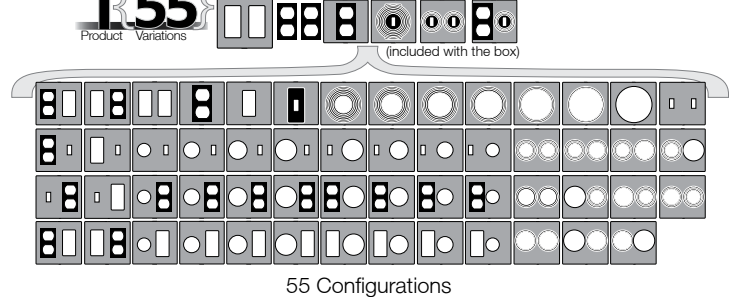
1.8
Product Variations

1 Box {3 Adapters}

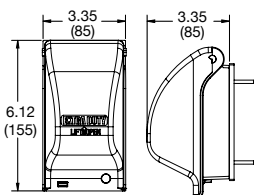


1.55
Product Variations

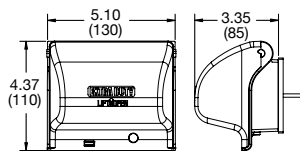
1 Box {6 Adapters}



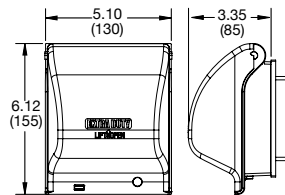
Metallic Cover Dimensions - inches (mm)



WP26E



WP26EH



WP262E

Dimensions in Inches (mm)

Features and Benefits

Weatherproof Non-Metallic While-In-Use Covers

The NEMA 3R Rated EXTRA DUTY® Metallic and Non-metallic While-in-Use Covers offer weather protection for outlets when they are in use.

- Patented keyhole mounting system allows installation in under a minute
- Pre-configured for GFCI with patented technology for alternate devices
- Lockable tab for OSHA compliance
- Sealed-in-place gasket
- High-impact polycarbonate construction provides maximum durability
- Each box contains three or six adapters to make a variety of configurations (16 or 55)



Non-Metallic While-In-Use Covers

Description	Dimensions Height x Width x Depth	Standard	EXTRA DUTY®
Standard 1-gang box with clear tinted cover, for horizontal or vertical mounting; 16-in-1 configurations.	5.90" X 4.18" X 2.75" (149.8 X 106.1 X 69.9)	RW57300	RW58300
Extra deep 1-gang box with clear tinted cover, for horizontal or vertical mounting; 16-in-1 configurations.	5.92" X 4.20" X 4.75" (150.4 X 106.7 X 120.7)	RW57350	RW58350
Standard 2-gang box, clear tinted cover, for horizontal or vertical mounting; 55-in-1 configurations.	5.54" X 5.43" X 2.75" (140.7 X 138.0 X 69.9)	RW57750	RW58750



RW57300



RW58300



RW57350



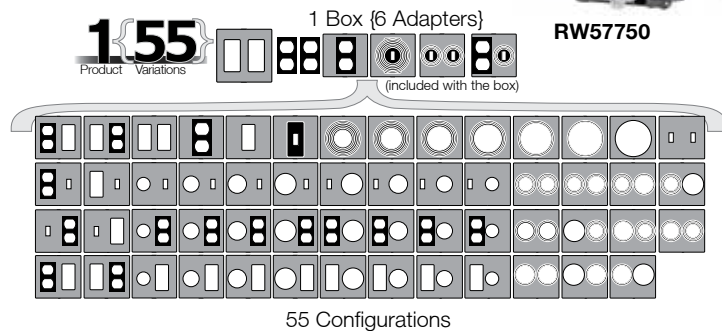
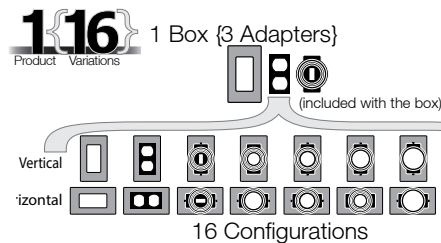
RW58350



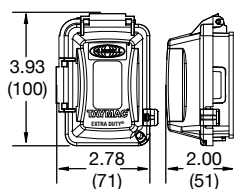
RW57750



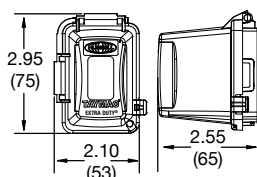
RW58750



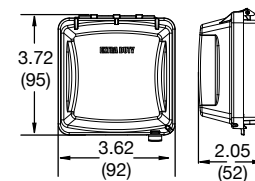
Non-Metallic Cover Dimensions - inches (mm)



RW58300



RW58350



RW58750

Dimensions in Inches (mm)



RW51550



RW51470



RW51040



RW51810



RW51520



RW51020



RW51320



RW51330



RW51380



RW51450

1-Gang Weatherproof Covers for Vertical Mounting

Description	Dimensions		Catalog Number
	Height x Width x Depth		
Zinc die cast, gray, duplex cover for box mounting.	4.58" x 2.82" x 0.57"	(116.3 x 71.6 x 14.5)	RW51470
Zinc die cast, gray, 1.40 in. (35.6) cover for single receptacle or toggle switch for device mounting.	4.56" x 2.81" x 0.88"	(115.8 x 71.4 x 22.4)	RW51550*
Zinc die cast, gray, GFCI, Surge and Style Line® cover for device mounting.	4.58" x 2.81" x 0.57"	(116.3 x 71.4 x 14.5)	RW51040

1-Gang Weatherproof Covers for Horizontal Mounting

Description	Dimensions		Catalog Number
	Height x Width x Depth		
Zinc die cast, gray, duplex cover for device mounting.	2.82" x 4.57" x 0.79"	(71.6 x 116.1 x 20.1)	RW51810
Zinc die cast, gray, 1.40 in. (35.6) cover for single receptacle or toggle switch for device mounting.	2.81" x 4.56" x 0.99"	(71.4 x 115.8 x 25.1)	RW51520*
Zinc die cast, gray, GFCI, Surge and Style Line® cover for device mounting.	2.82" x 4.56" x 0.52"	(71.6 x 115.8 x 13.2)	RW51020

2-Gang Weatherproof Covers for Vertical Mounting

Description	Dimensions		Catalog Number
	Height x Width x Depth		
Zinc die cast, gray, duplex cover for device mounting.	4.54" x 4.54" x 0.75"	(115.3 x 115.3 x 19.1)	RW51320
Zinc die cast, gray, one duplex/one GFCI, Surge and Style Line® cover for box mounting.	4.54" x 4.54" x 0.77"	(115.3 x 115.3 x 19.6)	RW51330
Zinc die cast, gray, 1.40 in. (35.6) cover for single receptacle or toggle switch for device mounting.	4.54" x 4.54" x 0.77"	(115.3 x 115.3 x 19.6)	RW51380
Zinc die cast, gray, two GFCI, Surge and Style Line® cover for box mounting.	4.54" x 4.56" x 0.73"	(115.3 x 115.8 x 18.5)	RW51450

*Note: All weatherproof plates are UL Listed for WET LOCATIONS WITH COVER CLOSED, for intermittent use in wet locations or use in damp locations. All plates are gasketed and self-closing.
cULus Listed.

Dimensions in Inches (mm)



Screws, 6-32 Thread, 100 Count

Description	Color/Material	Catalog Number
Decorator Wallplate Screws, Oval Head Milled Slot, 3/8 in. Long – 6-32 Thread, 100 per Box (Order 1 to receive a box of 100).	Black	RA38BKPK100
	Brown	RA38PK100
	Gray	RA38GYPK100
	Ivory	RA38IPK100
	Light Almond	RA38LAPK100
	White	RA38WPK100
	Stainless Steel	RA38SSPK100
Brass plated screw, standard slot, .38 in. (.97) long.	Brass	HBL7341
Standard Wallplate Screws, Oval Head Milled Slot, 1/2 in. Long – 6-32 Thread, 100 per Box (Order 1 to receive a box of 100).	Black	RA12BKPK100
	Brown	RA12PK100
	Gray	RA12GYPK100
	Ivory	RA12IPK100
	Light Almond	RA12LAPK100
Standard Wallplate Screws, Oval Head Milled Slot, 5/8 in. Long – 6-32 Thread, 100 per Box (Order 1 to receive a box of 100).	White	RA12WPK100
	Ivory	-
	White	-
Standard Wallplate Screws, Oval Head Milled Slot, 1.0 in. Long – 6-32 Thread, 100 per Box (Order 1 to receive a box of 100).	Stainless Steel	RA58SSPK100
	Ivory	RA88IPK100
	White	RA88WPK100
	Stainless Steel	RA88SSPK100



RA38IPK100



HBL7341



RA12IPK100



RA58SSPK100



RA88IPK100

Single Count Screws and Accessories

Description	Color	Catalog Number
Blank adapter, to fill a toggle opening.	Brown	RA756
	Ivory	RA756I
	White	RA756W
Blank adapter, to fill a decorator opening.	Ivory	NS620I
	Light Almond	NS620LA
	White	NS620W
Blank adapter, .406" (10.30) dia. hole, to fill a decorator opening.	Ivory	NS621I
	Light Almond	NS621LA
	White	NS621W
Mounting strap, with screws.	Steel	RA40



RA756W

RA40



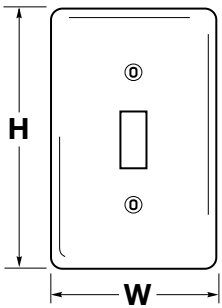
NS620I

NS621I

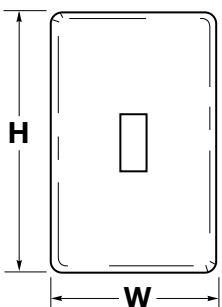
Dimensions in Inches (mm)



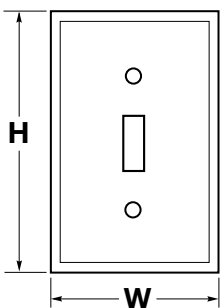
Product Dimensions



Size	Standard Nylon		Mid-Size Nylon		Jumbo-Size Nylon	
	Height	Width	Height	Width	Height	Width
1-Gang	4.63" (117.6)	2.88" (73.2)	4.88" (124.0)	3.13" (79.5)	5.25" (133.4)	3.50" (88.9)
2-Gang	4.63" (117.6)	4.69" (119.1)	4.88" (124.0)	4.94" (125.4)	5.25" (133.4)	5.31" (134.9)
3-Gang	4.63" (117.6)	6.50" (165.1)	4.88" (124.0)	6.75" (171.5)		
4-Gang	4.63" (117.6)	8.31" (211.1)	4.88" (124.0)	8.56" (217.4)		
5-Gang	4.63" (117.6)	10.12" (256.1)				
6-Gang	4.63" (117.6)	11.93" (303.0)				



Size	Height	Width	Depth
1-Gang	4.75" (120.6)	3.00" (76.2)	.25" (6.35)
2-Gang	4.75" (120.6)	4.81" (122.2)	.25" (6.35)
3-Gang	4.75" (120.6)	6.62" (168.2)	.25" (6.35)
4-Gang	4.75" (120.6)	8.44" (214.3)	.25" (6.35)

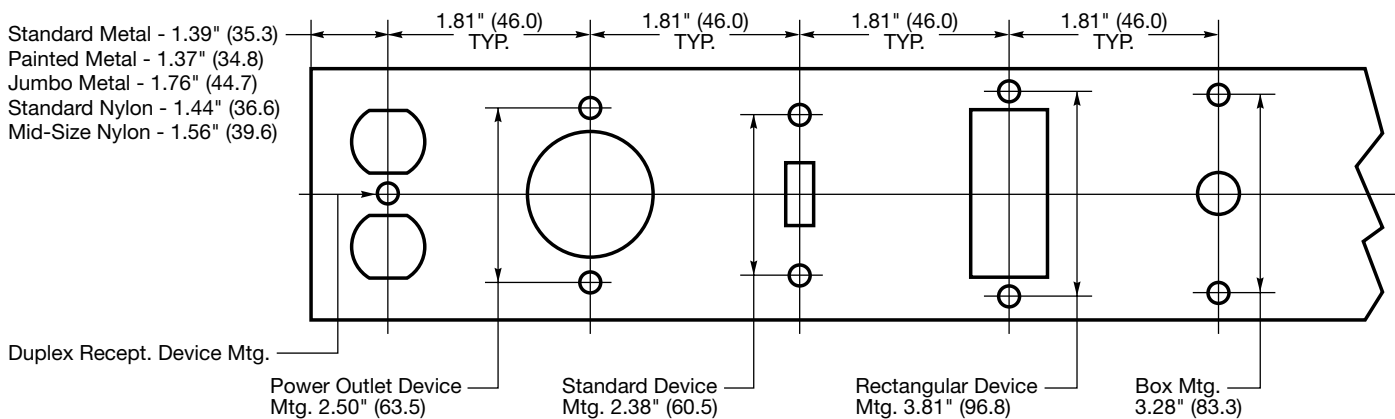


Size	Standard Metal		Painted Metal		Jumbo Metal	
	Height	Width	Height	Width	Height	Width
1-Gang	4.50" (114.3)	2.87" (72.9)	4.50" (114.3)	2.75" (69.8)	5.25" (133.4)	3.50" (88.9)
2-Gang	4.50" (114.3)	4.60" (116.8)	4.50" (114.3)	4.56" (115.8)	5.25" (133.4)	5.31" (134.9)
3-Gang	4.50" (114.3)	6.41" (162.8)	4.50" (114.3)	6.38" (162.1)		
4-Gang	4.50" (114.3)	8.22" (208.8)	4.50" (114.3)	8.18" (207.8)		
5-Gang	4.50" (114.3)	10.03" (254.8)	4.50" (114.3)	10.00" (254.0)		
6-Gang	4.50" (114.3)	11.81" (300.0)	4.50" (114.3)	11.81" (300.0)		
7-Gang	4.50" (114.3)	13.68" (347.5)				
8-Gang	4.50" (114.3)	15.44" (392.1)				

Wallplate Openings and Mounting Dimensions

#6-32 Oval Head Screws Typical

- Standard Metal - 1.39" (35.3)
- Painted Metal - 1.37" (34.8)
- Jumbo Metal - 1.76" (44.7)
- Standard Nylon - 1.44" (36.6)
- Mid-Size Nylon - 1.56" (39.6)



Note: Specifications are subject to change without notice.

Dimensions in Inches (mm)



Custom Metal Wallplates

How To Select A Custom Metal Wallplate

Step 1:

Determine wallplate material and enter in box marked "Catalog Number"

Smooth Metal Material	Code
Anodized Aluminum	AL
Brass plated steel	BP
Solid brass	BR
Chrome plated steel	CH
Stainless steel 302/304	SS

Determine number of gangs required and enter in box marked "Catalog Number" next to material.

Number of Gangs	Code
1-gang	1
2-gang	2
3-gang	3
4-gang	4
5-gang	5
6-gang	6
7-gang	7
8-gang	8

Enter Catalog Number

◆ **WC*** **SS** **4**

Step 2:

Enter quantity.

Step 3:

Select the custom metal wallplate configuration.

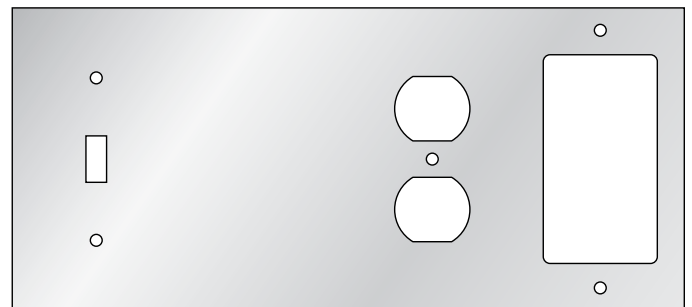
Refer to the custom wallplate configuration chart to select a configuration for each gang in the wallplate. Each configuration has a specific 3-digit code located in the right hand side of the chart on pages O-32 to O-34. Enter this 3-digit configuration code in the corresponding box on the order form grid to match the position required on the finished custom wallplate.

Item No.	Catalog Number	Quantity	Code	Position 1	Position 2	Position 3	Position 4
1	WCSS4		H*	001	149	008	026
2							

Note: *WC and H are preprinted on the distributor order form.

◆ Number to use for pricing.

The 3-digit numbers listed at the upper right of the Sample Order Form (001, 149, etc.) represent the custom metal wallplate selected on the right. See Configuration Chart and Hubbell Configuration Selector Guide on pages O-32 to O-34 for additional configuration choices.





Configuration Chart

	001 Switch.		078 Barrel Key Switch.
	007 Single Receptacle. 1.40" ID (35.6) Hole.		079 Barrel Key Switch with hash marks.
	008 Duplex Receptacle.		080 Barrel Key Switch with ON/OFF and hash marks.
	011 1-gang .635" ID (16.1) Hole Box Mounted with .50" ID (12.7) Nylon Bushing.		091 Single Receptacle. 1.60" ID (40.5) Hole.
	012 1-gang .635" ID (16.1) Hole Strap Mtd. incl. Strap with .50" ID (12.7) Nylon Bushing.		098 Single Receptacle. 2.16" ID (54.7) Hole.
	013 Blank Box Mounted.		135 Vertical Mounted Louver.
	014 Blank Strap Mounted incl. Strap.		149 Totally Blank (no mounting holes).
	026 Rectangular Opening.	Coax/Twinax and Modular Jack Openings	
	055 1-gang .375" ID (9.5) Hole Strap Mounted incl. Strap.		456 .375" (9.5) Dia. Round Box Mounted.
	056 1-gang .375" ID (9.5) Hole Box Mounted.		458 .500" (12.7) Dia. Round Box Mounted.
	057 1-gang .50" ID (12.7) Hole Strap Mounted incl. Strap.		411 .635" (16.1) Dia. Round Box Mounted.
	058 1-gang .50" ID (12.7) Hole Box Mounted.		

Note: For detailed dimensions of the above configurations, see pages O-33 and O-34. Available in smooth metal, standard size only up to and including 8-gang type.

Dimensions in Inches (mm)



Configuration Chart (Continued)

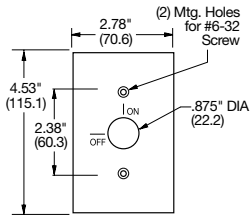
	<p>Configuration 001</p> <p>Toggle Switch Plate.</p>		<p>Configuration 026</p> <p>GFI/Rectangular Opening.</p>
	<p>Configuration 007</p> <p>Single 15 or 20A Straight Blade Receptacle. 15A Twist-Lock® Receptacle.</p>		<p>Configuration 055</p> <p>Single, .375" (9.5) Telephone (Strap Mount).</p>
	<p>Configuration 008</p> <p>Duplex Receptacle.</p>		<p>Configuration 056</p> <p>Single, .375" (9.5) Telephone (Box Mount).</p>
	<p>Configuration 011</p> <p>Single, .635" (16.1) Telephone (Box Mount).</p>		<p>Configuration 057</p> <p>Single, .50" (12.7) Telephone (Strap Mount).</p>
	<p>Configuration 012</p> <p>Single, .635" (16.1) Telephone (Strap Mount).</p>		<p>Configuration 058</p> <p>Single, .50" (12.7) Telephone (Box Mount).</p>
	<p>Configuration 013</p> <p>Blank Plate (Box Mount).</p>		<p>Configuration 078</p> <p>Barrel Key Switch.</p>
	<p>Configuration 014</p> <p>Blank Plate (Strap Mount).</p>		<p>Configuration 079</p> <p>Barrel Key Switch with hash marks.</p>

Note: Specifications are subject to change without notice.

Dimensions in Inches (mm)

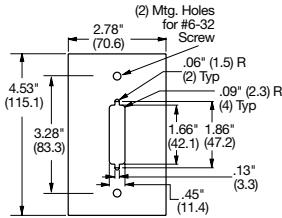


Configuration Chart (Continued)



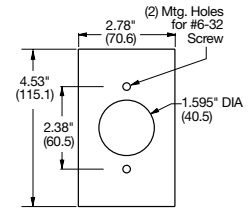
Configuration 080

Barrel Key Switch with ON/OFF and hash marks.



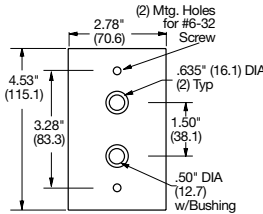
Configuration 295

RS232 Port Single 25-Pin (Box Mount).



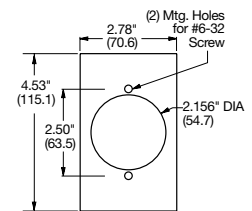
Configuration 091

Single 20 or 30A Twist-Lock® Receptacle.



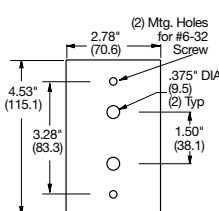
Configuration 411

Dual .635" (16.1) Holes (Box Mount).



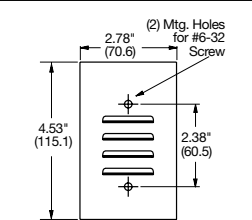
Configuration 098

Single Receptacle, 30 or 50A Straight Blade, 3 Wire Power Outlet.



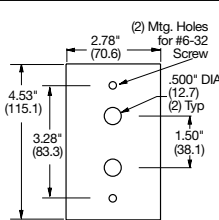
Configuration 456

Dual .375" (9.5) Round (Box Mount).



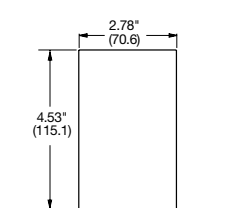
Configuration 135

Louvered Plate (Strap Mount).



Configuration 458

Dual .500" (12.7) Round (Box Mount).



Configuration 149

Totally Blank Plate.

Note: Specifications are subject to change without notice.

Dimensions in Inches (mm)