




Table of Contents



Circuit Testers, Adapters and Starters



Lockout Devices



Lampholders



Product	Page
Circuit Testers	
Features and Benefits	Z-2
Twist-Lock®, Receptacle and GFCI	Z-3
Adapters and Fluorescent Starters	Z-4
Lockout Devices	Z-5

Product	Page
Lampholders	Z-6
Fluorescent Lampholders	Z-7
Incandescent Lampholders	Z-8
Lampholder Accessories	Z-9
Taps, Adapters, Plugs and Connectors	Z-10



Features and Benefits

Twist-Lock® Circuit Testers

The Hubbell Twist-Lock® Tester is an exclusive patented design that easily tests the circuit condition without the need for traditional measurement techniques. Whether it is a contractor, electrician, or entertainment stage crew, knowing that power is present at any receptacle or connector is critical. By plugging the tester into an outlet, an LED output will immediately provide the state of the circuit.

An easy to read card is provided with the tester, to help determine if the connections are made properly and in the correct position. This unique NEMA configuration ensures that the proper connection was made through an easy to read output display. It also easily attaches to a tool belt so it is available when needed.

- Quickly diagnose mis-wiring situation or application
- Great for dark, difficult to reach spaces
- No measurement readings to interpret
- UL 1436 listed



Housing Design

- Insulgrip® nylon housing for secure gripping
- Brass blades
- Steel (nickel plated) assembly screws
- Styles available: L21-20P, L21-30P, L5-20P, L5-30P, L5-30P Marine, L6-20P, L6-30P, L7-20P, L14-20P, L14-30P, L24-20P



Attachment Clip

- Carabiner style clip to secure to work belt



Proper Connection

- Easy to read LED output and condition tables

CONDITIONS	X	Y	Z	G
Correct	X	Y	Z	G
Open Neutral				G
Open Ground	X	Y	Z	
Open X		Y	Z	
Open Y	X		Z	G
Open Z	X	Y		G

CONDITIONS	X	Y	Z	G
X & N Rev.	X	Y	Z	▲
Y & N Rev.	X	Y	Z	G ▲
Z & N Rev.	X	Y	Z	G ▲
X & G Rev.		Y	Z	G ▲
Y & G Rev.	X		Z	G ▲
Z & G Rev.	X	Y		G ▲



Circuit Testers

Twist-Lock® Circuit Testers



Description	Rating	20 Amp		30 Amp	
		Configuration	Catalog Number	Configuration	Catalog Number
3-Phase Circuit Tester	3Ø 120/208V AC Min. Voltage: 90V AC	NEMA L21-20P 	HBL3PT2511	NEMA L21-30P 	HBL3PT2811
Circuit Tester		NEMA L5-20P 	HBLT2311	NEMA L5-30P 	HBLT2611 HBLT26CM11 (Marine)
	125V	NEMA L6-20P 	HBLT2321	NEMA L6-30P 	HBLT2621
	250V	NEMA L7-20P 	HBLT2331		
	277V	NEMA L14-20P 	HBLT2411	NEMA L14-30P 	HBLT2711
	125/250V	NEMA L24-20P 	HBLT3721		
	347V				



HBL3PT2511



HBLT26CM11

Note: Testers in other NEMA configurations can be developed upon request.

SNAPConnect® Receptacle Wiring Tester with GFCI Test Button

Description	Catalog Number
Circuit Tester for SNAPConnect receptacle terminals, GFCI and standard receptacles.	SNAPCTG



SNAPCTG

Receptacle Circuit Tester


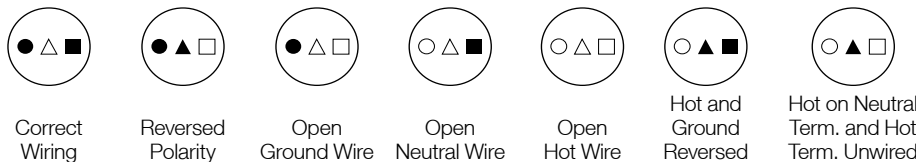


Description	Catalog Number
Receptacle circuit tester.	HBL5200

How It Operates

The Hubbell HBL5200 Receptacle Circuit Tester has a simple arrangement of neon lights which visually indicate and identify various fault conditions in electrical circuits (see chart below). By plugging the HBL5200 Tester into a single phase, 125V, 2 pole, 3 wire outlet the combination of lighted and/or unlighted lamps will immediately indicate circuit condition.

- Large, easy to read symbols.
- Recessed indicating lamps with one piece Polycarbonate lens.
- Tough impact resistant nylon housing.
- User information and instructions printed on durable Polyester labels permanently attached to the tester.
- Rotatable labels can be easily read regardless of tester position.



Note: □ △ ○ Indicates Unlighted Lamp. ■ ▲ ● Indicates Lighted Lamp.
When testing other receptacle types, use HBL5200 only with polarized adapters.

CAUTION: This device introduces low level current into the grounding path. Use with caution in critical care areas.



HBL5200

GFCI Tester

Description	Rating	Catalog Number
Ground fault tester.	120V AC	GFT2G

- Designed to measure the trip level of portable or "wired-in" GFCI's in a range of 2-7mA. Leakage level can be adjusted from 2-7mA.
- Ideal for measuring leakage level of GFCI breakers, GFCI portables and GFCI receptacles.



GFT2G



Features and Benefits

Adapters and Fluorescent Starters

- Available in 6 different configurations
- One female slot end and one male blade end
- UL listed, except for adapter **HBL31CM29**



HBL2274



HBL2271



HBL5273L



HBL5289



9053A



9054A



FS2

Nylon Convenience Adapters

NEMA Configuration

Catalog Number	HBL2270	HBL2271	HBL2128	HBL2274	HBL2129	HBL31CM29*
Male Blade End	15A 125V NEMA 5-15P	15A 125V NEMA 5-15P	15A 125V NEMA 5-15P	15A 125V NEMA L5-15P	20A 125V NEMA L5-20P	30A 125V NEMA L5-30P
Female Slot End	20A 125V NEMA 5-20R	15A 125V NEMA L5-15R	20A 125V NEMA L5-20R	20A 125V NEMA 5-20R	20A 125V NEMA 5-20R	20A 125V NEMA 5-20R

Note: *Not UL Listed.

- CAUTION:** Where adapters have different ratings on the blade and slot end the following precautions must be exercised in their use.
- (1) Remember that overcurrent protection is determined by the blade end.
 - (2) The use of the adapter should be limited to the lowest rated end of the adapter in order to prevent overheating.
 - (3) Adapters do not provide GFCI, overcurrent or short circuit protection.

Plug In Adapters

Description	Catalog Number
Male end - 2 wire parallel polarized blades, 15A, 125V. Female end - 3 wire 15A, 125V straight slot grounding.	HBL5273L
Male end - 3 wire crow foot 15A, 125V blades. Female end - 3 wire 15A, 125V straight slot grounding.	HBL5289 ♦*
Male end - 3 wire 10A, 250V, 15A, 125V Twist-Lock® blades. Female end - 3 wire 15A, 125V straight slot grounding.	9053A ♦*
Male end - 3 wire 15A, 125V straight blade grounding. Female end - 10A, 250V, 15A 125V Twist-Lock® slots.	9054A ♦*

Note: ♦Must always be used with a grounded receptacle.
*Not UL Listed.

Fluorescent Starters



Neostart

The Hubbell Neostart is a glow discharge type of starter which combines fast starting speed with rugged, dependable operation. The Neostart lights the lamp very rapidly and insures proper lamp operation throughout rated life. Because of its rugged construction, it can be depended upon to withstand continued punishment resulting from lamp failure. In addition, it operates satisfactorily over a wide temperature range. In dual lamp circuits, the Neostart lights both lamps quickly and uniformly.

Lamps	Catalog Number
14, 15 and 20 watt lamps	FS2
13, 30 and 40 watt lamps	FS4
4, 6 and 8 watt lamps	FS5
22 watt circle line, 25 watt standard lamps	FS25



Lockout Devices

PLUGOUT®, Keyed PLUGOUT® and SWITCHOUT® Lockout Devices


Description	Typical Devices Accommodated	Catalog Number
Small yellow lockout device.	15 and 20A straight blade plugs. 15A Twist-Lock® plugs.	HLDMP
Medium yellow lockout device.	15 and 20A, 125V straight blade plugs. 20 and 30A Twist-Lock® plugs.	HLD
Large yellow lockout device.	20, 30 and 60A metallic and non-metallic Pin and Sleeve, Hubbellock® and 50A Twist-Lock® plugs.	HLD2
Yellow SWITCHOUT device.	Toggle switch.	HSLDPK2*
Yellow lockout kit.	One each of above lockout devices.	HLDKIT
Yellow keyed PLUGOUT, keyed differently.	15 and 20A, 125V straight blade plugs with holes in blades.	HKLD
Yellow keyed PLUGOUT, keyed alike.	15 and 20A, 125V straight blade plugs with holes in blades.	HKLDPK2*

Note: *Two devices per package.

Cord Grip

Description	Catalog Number
Cord grip for ½ inch knockouts.	HBL112*

Note: *Not UL Listed.



HLDMP



HLD



HSLDPK2



HKLDPK2



HBL112

Other Wiring Products



Lampholders

Lampholders provide lighting in unfinished areas, such as attics and basements.

Porcelain White Lampholders



Catalog Number	RL8804	RL8806	RL8812	RL8816	RL8822
Description	Keyless, 4 Terminal Screws	Keyless, 6 inch Pigtails	Pull Chain, 2 Terminal Screws	Pull Chain, 6 inch Pigtails	Pull Chain with Receptacle, 2 Terminal Screws
Rating	660W 250V	660W 250V	660W 250V	660W 250V	660W 125V 15A 125V NEMA 5-15R

Plastic White Lampholders



Catalog Number	RL8504	RL8506	RL8512	RL8516
Description	Keyless, 4 Terminal Screws	Keyless, 6 inch Pigtails	Pull Chain, 2 Terminal Screws	Pull Chain, 6 inch Pigtails
Rating	660W 600V	660W 600V	660W 250V	660W 250V

Incandescent Brass Lampholders, Medium Base



Catalog Number	RL101*	RL102*	RL105*	RL100**	RL106*
Description	Turn Knob, On/Off	Turn Knob, Three Way	Push Through, On/Off	Keyless	Pull Chain, On/Off
Rating	250W 250V	250W 250V	660W 250V	660W 250V	660W 250V


Note: *UL or cUL.
**UL or CSA.

Other Wiring Products



Fluorescent Lampholders

Compact Fluorescent Lampholders



Catalog Number	RL479HSM	RL413HSI	RL413HSM	RL426G24	RL42G11HSM	RL42G11H9
Description	G23 base	GX23 base	GX23 base	G24Q-3, GX24Q-4	2G11 base, 4 pin	2G11 base, 4 pin
Lamp Type	5W, 7W, 9W	13W	13W	26-32W	18-55W	18-55W
Rating	75W, 600V	75W, 600V	75W, 600V	75W, 600V	75W, 600V	75W, 600V
Mounting	Horizontal, screw-down	Horizontal, snap-in	Horizontal, screw-down	Horizontal, screw-down	Horizontal, screw-down	Vertical 90°, snap-in

RL42G11C



Clip for 2G11 Base Lampholders, Adjustable, Snap-in

High Output Fluorescent Lampholders



Catalog Number	RL305*	RL306*	RL307	RL308	RL356	RL357
Description	Plunger	Fixed	Plunger	Fixed	Plunger	Fixed
Lamp Type	Horizontal - Recessed double contact	Horizontal - Recessed double contact	Horizontal - Recessed double contact	Horizontal - Recessed double contact	Vertical - Power groove & jacketed lamps	Vertical - Power groove & jacketed lamps
Rating	660W, 600V	660W, 600V	660W, 600V	660W, 600V	660W, 600V	660W, 600V
Mounting	Pedestal, slide-on	Pedestal, slide-on	Slide-on, snap-in	Slide-on, snap-in	Slide-on, snap-in	Slide-on, snap-in

Note: *UL or cUL.

Medium Bi-Pin Fluorescent Lampholders - T8 and T12



Catalog Number	RL320	RL325	RL325B
Description	Disconnect 4 wire	Disconnect 4 wire	Shunted 2 wire
Lamp Type	Bi-pin/tall profile	Bi-pin/low profile	Bi-pin/low profile
Rating	660W, 600V	660W, 600V	660W, 600V
Mounting	Slide-on and snap-in with captive nut	Slide-on and snap-in with captive nut	Slide-on and snap-in

Slimline Type Fluorescent Lampholder



Catalog Number	RL310*	RL311*
Description	Plunger	Fixed
Lamp Type	Single pin	Single pin
Rating	660W, 600V	660W, 600V
Mounting	Slide-on and snap-in	Slide-on and snap-in

Note: *UL or cUL.



Incandescent Lampholders

HID Incandescent Lampholders, Porcelain Keyless



Catalog Number	RL4221*	RL5221	RL3742
Description	Mogul base	Mogul base	Medium base prefocus
Lamp Type	E39 socket	EX39 socket	Bayonet socket
Rating	1500W, 600V Max, 4KV or 5KV PULSE	1500W, 600V Max, 5KV PULSE	1200W, 250V
Mounting	Screw mount, 12 inch leads	Screw mount, 12 inch leads	Screw mount

Note: *UL Listed, CSA Certified.

Straight Body Keyless Porcelain



Catalog Number	RL162	RL156	RL157	RL160	RL158	RL159
Description	Medium base	Medium base	Medium base	Medium base	Medium base, low profile	Medium base, shallow base
Lamp Type	E26 socket	E26 socket	E26 socket	E26 socket	E26 socket	E26 socket
Rating	660W, 250V	660W, 250V	660W, 250V	660W, 250V	660W, 250V	660W, 250V
Mounting	Screw mount, screw terminals	Screw mount, 12 inch leads	NPSF1/8 hickey with terminals	NPSF1/8 hickey with 12 inch leads	Front mount, panel mount snap-in	Front mount, panel mount snap-in

Surface and Sign Mount, Medium Base



Catalog Number	RL152	RL153	RL161	RL163	RL164
Description	Medium base, Porcelain, Pony Cleat	Medium Base, Plastic, Black, Pony Cleat	Medium base, Porcelain	Medium base, Porcelain	Medium base, Porcelain
Lamp Type	E26 socket	E26 socket	E26 socket	E26 socket	E26 socket
Rating	660W, 250V	660W, 250V	660W, 250V	660W, 250V	660W, 250V
Mounting	1 piece, surface mount	1 piece, surface mount	2 piece, surface mount	2 piece, sign mount with leads	2 piece, sign mount with terminals

Other Wiring Products



Lampholder Accessories

Incandescent Lampholders, Medium Base



Catalog Number	RL124*	RL124H	RL202
Description	Pigtail Medium Base Socket with 6 inch Leads, Rubber with #18 Gauge Wire	Phenolic Medium Base Socket with Hook, Insulation Piercing Termination	Medium Lampholder to Lampholder Adapter, Pull Chain with Two 2-Prong Outlets without Ground
Rating	660W 250V	660W 250V	660W 125V 15A 125V

Note: *cCSAus Certified only.

Incandescent Adapters, Medium Base



Catalog Number	RL150	RL154	RL200	RL201
Description	Medium to medium base extension, Screw-in, E26 to E26 socket	Mogul to medium base adapter, Screw-in E39 to E26 socket	Outlet Adapter, 2 Prong Plug to Medium Lampholder	Medium Lampholder Adapter, Medium Lampholder to Outlet without Ground
Rating	250W, 250V	660W, 250V	15A 660W 125V 15A 125V NEMA 1-15R	15A 125V NEMA 1-15R

Lamp Switches



Catalog Number	RL120	RL121	RL122	RL125
Description	Pull chain switch, 2 circuit, L1/L2/L1+L2/off	Pull chain switch, SPST on/off	Pull chain switch, L1/L2/L3/off	Rotary switch, SPST on/off
Rating	6A 125V AC, 3A 250V AC, 3A 125V "L"	6A 125V AC, 3A 250V AC, 3A 125V "L"	6A 125V AC, 3A 250V AC	6A 125V AC, 3A 250V AC, 3A 125V "L"

Note: 6 inch wire leads are #18 AWG AWM/TEW 105°C 600V.

Snap-in Receptacles



Catalog Number	RR374	RR374W
Description	Single receptacle, Black	Single receptacle, White
Rating	15A 125V, 3 wire NEMA 5-15R	15A 125V, 3 wire NEMA 5-15R

- Accommodate panel thickness of .031 to .062 inch (0.7 to 1.5 mm).
- Panel cutout .95 x .95 inch (24.1 x 24.1 mm).
- #14 AWG 6 inch AWM/TEW FT1 105°C 600V on black and white leads.
- #14 AWG 6 inch AWM/TEW FT1 600V on green lead.

Other Wiring Products



Taps, Adapters, Plugs and Connectors



Taps and Adapters



Color					
Ivory	RT600I	RT300I	—	RT200*	—
Orange	—	—	RT303	—	—
White	RT600W	RT300W	—	—	RT100W
Description	Duplex Receptacle to Six Outlets with Ground	Single Receptacle to Three Outlets with Ground	Single Receptacle to Three Outlets, Heavy Duty Rubber, with Ground	Two Wire to U-Ground	Cube Tap without Ground
Rating	15A 125V AC NEMA 5-15	15A 125V AC NEMA 5-15	15A 125V AC NEMA 5-15	15A 125V AC NEMA 5-15	15A 125V AC NEMA 1-15

Note: *UL Listed only.

Plugs and Connectors



Color					
Black	RP101BK	RP102BK	RP646	RP648	RP649
White	RP101W	RP102W	—	—	—
Description	Straight Plug, Polarized, Two Blade Light Duty	Straight Connector, Polarized, Two Blade, Light Duty	Straight Plug, Non-Polarized, Two Blade, Heavy Duty	Straight Plug, Polarized, Two Blade, Heavy Duty	Straight Connector, Polarized, Two Blade, Heavy Duty
Wire Range Cord	#16,18 AWG, Up to .250 inch Dia.	#16,18 AWG, Up to .250 inch Dia.	#14-18 AWG, Up to .330 inch Dia.	#14-18 AWG, Up to .330 inch Dia.	#14-18 AWG, Up to .330 inch Dia.
Rating	15A 125V NEMA 1-15P	15A 125V NEMA 1-15P	15A 125V NEMA 1-15P	15A 125V NEMA 1-15P	15A 125V NEMA 1-15P



Color		
Ivory	RP123I	RP123PI
White	RP123W	RP123PW
Description	Straight Plug, Non-Polarized, Two Blade	Straight Plug, Polarized, Two Blade
Cord	SPT 1 and 2 Cord 18/2 & 16/2 AWG	SPT 1 and 2 Cord 18/2 & 16/2 AWG
Rating	15A 125V NEMA 1-15P	15A 125V NEMA 1-15P